Daily Analysis Report Of Sewage Treatment Plant

As on 01.12.2024

S.No.	Lab	Plant	Technology	Operator	Tertiary System	Disinfectent Type	Design Parameter(mg/l) TSS	BOD	COD	Ammonical-N	Phosphate-P	Outlet MPN (F.Coli) 100ml	Date of analysis	Average Daily Flow(MGD)	pH inlet	pH oulet	TSS inlet	TSS outlet	BOD inlet	BOD outlet	COD inlet	COD outlet	Ammonical nitrogen Inlet	Ammonical nitrogen Outlet	Ortho phosphate inlet	Ortho phosphate outlet	Sulphide inlet	Sulphide Outlet	Inlet MPN (T.Coli)	Outlet MPN (T.Coli)	Inlet MPN (F.Coli)	Outlet MPN (F.Coli)	Remarks	Feed SPS	Command Area
														-	-	-	mg/l	mg/l	mg/l	mg/l	mg/l	mg/l	mg/l	mg/l	mg/l	mg/l	mg/l	mg/l	100ml	100ml	100ml	100ml			
1	Keshopur	12 MGD Ph-I STP Keshopur	ASP	VA-TECH WABAG LTD.	-	Chlorination	30	20	250	50	5	-	30.11.2024	-	7.17	7.20	248	15	217	3	446	-	25	1	3	5	2.8	Nil	24*10^7	24000	24*10^6	11000		Uttam Nagar SPS Possangpur SPS Keshopur ISP	West Delhi, Patel Nagar, Moti Nagar, Rajouri Gradan, Tilak Nagar, Punjabi Bagh, Delhi Cantt, Janakpuri, Paschim Vihar, Uttam Nagar
2	Keshopur	20MGD Ph-II STP Keshopur	ASP	Ayaappa Pvt.Ltd	-	-	50	30	250	50	5	-	30.11.2024	-	7.18	7.34	656	16	785	21	748	-	30	7	4	2	2.9	Nil					KIS was not available. 20 MGD STP KESHOPUR is under rehabilitation state and running with 50% capacity. This report pertains to partial quantity of sewage treated.		
3	Keshopur	40MGD Ph-III STP Keshopur	ASP	Ayaappa Pvt.Ltd	-	-	50	30	250	50	5	-	30.11.2024	-	7.15	7.33	351	12	255	5	485	-	12.5	2	4	3	2.5	0.13					under rehabilitation state and running with 50% capacity.		
4	Keshopur	5 MGD STP Kapashera	SBR	TRIVENI	-	UV	10	10	50	5	2	230	30.11.2024	-	6.98	7.27	781	11	450	13	869	-	35	6	6	4	3.7	Nil				11×10^2		Rajokari SPS, Ranipuri SPS, Kapashera SPS, Dundahera SPS	
5	Kondli	10MGD Phase-I STP Kondli	ASP	Triveni Pvt. Ltd	RGF	Chlorination	10	10	50	5	2	230	01.12.2024	10	7.10	7.50	315	8	133	6	410	18	30	1	3	1	5.8	Nil						Preet Vihar, Jagriti Enclave, Geeta Colony, Mandawali, Kalyanpuri, Naw Kalyanpuri, , Dallupura , Gharoli	Geeta Colony SPS,Preet Vihar,Laxmi Nagar, Nirman Vihar, Shakar pur, Swasthya Vihar, Jagat puri, around Radhupalace , Jheel, Gandhi Nagar, Bihar Colny,Vishwas Nagar, Surajmal Vihar, Anand Vihar, Vivek Vihar, Jhilmil Colony, Dilshad Garden, SwamiPuri, Mansarovar Park ,Jagriti Enclave,Geeta Colony area,Indraprastha Exn. Societies, Mandawali, Pandav Nagar, South Ganesh Nagar, Chander Vihar, Hasan Pur Depot villagekoranj, Railway Colony,Acharya Niketan, Pandav nagar, Mayur Vihar Ph-I, Ph-II, Ashok Vihar,Vinod Nagar,Mandawali,Preet Vihar,Vasant Garden, Mandawali SPS, Patparganj, Ashrampuri, Dallupura Village, Vasundhara Enclave,Kondli Village, Gharoli Village, Gharoli Dairy mayur Vihar Ph-III, Sapera Basti, Pepar Market, etc.
6	Kondli	25 MGD Phase-II STP Kondli	ASP	Triveni Pvt. Ltd	RGF	Chlorination	10	10	50	5	2	230	01.12.2024	25	7.10	7.60	315	9	133	7	410	20	30	2	3	2	5.8	Nil							
7	Kondli	10 MGD Phase-III STP Kondli	ASP	Triveni Pvt. Ltd	RGF	Chlorination	10	10	50	5	2	230	01.12.2024	10	7.10	7.60	315	9	133	7	410	20	30	20	3	2	5.8	Nil					-		
8	Kondli	45 MGD Phase-IV STP Kondli	ASP(IFAS)	Ayaappa Pvt.Ltd	Disc Filter	UV	30	20	250	50	5	230	01.12.2024	45	7.00	7.40	308	12	137	8	430	16	32	10	3 5	2	6	0.8							
9	Kondli	9 MGD STP Chilla	Combitreat-ISBR	HNB Engineers		Chlorination	10	10	50	5	2	230	07.10.2024	9	6.80	7.30	354	8	138	0.8	424	14	35	1	4	2	6.8	Nil						Ghazipur drain	
10	Kondli	10MGD STP Akshardham	MBR	M/s Toshiba Water Solution Pvt. Ltd.	Membrane Filtration	Chlorination	1	2	50	5	2	230	16.09.2024	1	6.90	7.60	310	BDL	140	BDL	390	6	32	Nil	3	Nil	6.4	Nil	11×10^17	150				Akshardham SPS	Sports Complex
11	N.S.T.P.C.Pillar	20MGD Phase-II NSTPC Pillar	ASP(Conventional aerators)	DRA Infracom Pvt.Ltd.	-	UV (Not Started)	50	30	250	50	5	-	01.12.2024	-	7.30	7.50	194	18	104	12	324	48	18	1	2	1	2.5	0.4					Half stream of plant is Under Rehabilitation		
12	N.S.T.P.C.Pillar	10MGD Phase-III NSTPC Pillar	ASP(Conventional aerators)	DRA Infracom Pvt.Ltd.	-	UV (Not Started)	50	30	250	50	5	-	01.12.2024	-	7.40	7.60	132	23	59	17	229	54	21	1	2	2	1.7	0.5							
13	N.S.T.P.C.Pillar	70MGD NSTPC Pillar	ASP(Diffuser)	L&T Construction and PASSAVANT (JV)	-	Chlorination	10	10	50	5	2	230	01.12.2024	-	7.20	7.60	258	9	166	04	427	15	27	0	3	2	2.8	0.4					Poly dosing		
14	N.S.T.P.C.Pillar	10MGD STP Narela	ASP(Conventional aerators)	DRA Infracom Pvt. Ltd.	-	UV (Not Started)	50	30	250	50	5	-	29.11.2024	2.9	7.40	7.80	196	15	94	7	355	20	33	1	4	3	4.6	2.1							
15	Nilothi	40MGD Ph-I STP Nilothi	ASP	SUBHASH INFRA PVT. LTD	-	-	50	30	250	50	5	-	30.11.2024	-	7.50	7.90	346	11	183	14	630	-	32	24	4	3	1.4	Nil					under rehabilitation state and running with 50% capacity.	Prabhha SPS, Bakkarwala SPS, Sayyad nangloi SPS	
16	Nilothi	20MGD Ph-II STP Nilothi	ASP	VEOLIA INDIA	Disc Filter	Chlorination	10	10	50	5	2	230	30.11.2024	-	7.50	7.70	188	9.6	165	9	543	-	28	10	4	2	1.6	Nil						DDA SPS,IST New SPS, Sayyad nangloi SPS	
17	Okhla	12 MGD STP Okhla	ASP	DJB			50	30	250	50	5	-	19.10.2024	-	7.20	7.30	304	50	200	30	580	123	41	36	3	1	2.8'	1.2	-	-	-	-	Plant not in operation	Kilokri, Ring Road, Andrew Ganj, Pragati Vihar, Sarita Vihar, Tuglakabad, Batla House, Jasola Vihar, East of Kailash, Sukhdev Vihar, Modi Mill – 1, Modi Mill – 1, Sarita Vihar A- Block, Okhla Vihar, Tehkhand SPS, Tigri SPS	Kilokri, Ring Road, Andrew Ganj, Pragati Vihar, Sarita Vihar, Tuglakabad, Batla House, Jasola Vihar, East of Kailash, Sukhdev Vihar, Modi Mill – 1, Modi Mill – 1, Sarita Vihar A- Block, Okhla Vihar, Tehkhand SPS, Tigri SPS
18	Okhla	45 MGD STP Okhla	ASP	DJB	-	-	50	30	250	50	5	-	17.09.2024	-	7.10	7.50	216	53	163	28	-	-	30	23	2	1	2	0.4			24 x 10^18	11 x 10^6			
19	Okhla	37 MGD STP Okhla	ASP	DJB	-	-	50	30	250	50	5	-	28.08.2024	-	7.30	7.40	302	60	250	75	602	117	40	35	2	2			24x10^18	24x10^11			Plant not in operation		
20	Okhla	16 MGD STP Okhla	ASP	DJB	-	-	50	30	250	50	5	-	22.11.2024	-	7.10	7.50	170	24	220	20.5	-	-	42	32	2	1			28x10^10				PAC Dosing		
21	Okhla	New 30 MGD STP Okhla	ASP	SUEZ India Pvt. Ltd.	-	-	10	10	50	5	2	-	21.11.2024	-	6.90	7.60	220	4	100	4.3	-	-	401	1	3	0			35x10^12	<1.8					
22	Okhla	5 MGD STP Mehrauli	Extended Aeration	DJB	-	-	50	30	250	50	5	-	11.10.2024	-	7.30	7.60	490	44	260	28	690	110	21	24	2	1	2.8	1.2	24x10^18	24x10^10					
23	Okhla	0.66MGD STP Molarband	Fluidized Aerobic Bed	DJB	-	-	30	20	250	50	5	-	15.08.2024	-	7.20	7.40	556	19	320	11	770	45	43	34	2	1	6.8	0.4	24x10^18	93					
24	Okhla	5 MGD STP Ghitorini	ASP	DJB	-	-	30	20	250	50	5	-	17.10.2024	-	7.60	7.30	284	19	260	10	519	46	200	0	3	1	2.4	0.4							
25	Okhla	2.2 MGD STP Vasant Kunj(Old)	Extended Aeration	DJB	-	-	50	30	250	50	5	-	11.10.2024	-	7.40	7.60	408	25	230	10.8	698	62	71	1	2	1	2.4	0.8	24x10^18	11x10^8					
26	Okhla	3MGD STP Vasant Kunj(New)	Extended Aeration	DJB	-	-	30	20	250	50	5	-	11.10.2024	-	7.30	7.30	370	20	265	12	633	53	89	5	2	1	2	0.4	24x10^18						
27	Okhla	2.2 MGD STP Delhi Gate-I	Biofor and dansadeg	Degramoent	-	-	15	10	50	5	2	-	17.10.2024	-	7.20	7.40	240	8	225	10.3	472	39	42	3	2	1	2.4	0	24x10^18	24x10^6					
28	Okhla	15 MGD STP delhi Gate-II	Biofor and dansadeg	Degramoent	-	Chlorination	10	10	50	5	2	230	17.10.2024	-	7.50	7.60	268	6	300	6	394	30	38	2	2	0	2	0	24x10^18	2400					
29	Okhla	2.2 MGD STP S.H.N	Biofor and dansadeg	Degramoent	-	-	15	10	50	5	2	-	17.10.2024	-	7.30	7.20	284	7	219	6.3	520	54	44	4	3	0	2.8	0	24x10^18	35x10^5					
30	Pappankalan	20MGD Ph-I STP Pappankalan	ASP	SUBHASH INFRA PVT. LTD	-	-	50	30	250	50	5	-	30.11.2024	-	7.73	7.78	292	15	195	11	507	46	35	0	3	3	3.6	Nil			24*10^8+	12*10^2		Dwarka Sector-7, Dwarka Sector 11, Dwarka Sector 16, Dwarka Sector 24,	Palam, Dwarka, Matiala, Mahavir enclave, Chooliaiirae, Bamdoli
31	Pappankalan	20MGD Ph-II STP Pappankalan	ASP	VA-TECH WABAG LTD.	Media Filtration	Chlorination	10	10	50	5	2	230	30.11.2024	-	7.73	7.95	292	6	195	4	507	21	35	3	3	2	3.6	Nil			24*10^8+	150			
32	Pappankalan	5MGD STP Najafgarh	ASP	Ayaappa Pvt.Ltd.	-	-	50	30	250	50	5	-	30.11.2024	-	7.31	7.80	585	2	350	2	860	-	45	1	5	3	1.86	Nil			93×10^6	93	Plant Under Rehabilitation	25MGD Najafgarh SPS	Najafgarh, Nangli Sakravati, roshanpura
33	Rithala	40MGD Ph-I STP Rithala	ASP	Ms WA TECH BABAG LTD.	Disc Filter	UV	10	10	50	5	2	100	01.12.2024	36.98	7.45	7.64	348	9	175	8	436	32	27	4	4	1	3.6	1.2	-	-	-	-	Plant Under trial run		
34	Rithala	40MGD Ph-II STP Rithala	ASP	SUEZ India Pvt. Ltd.	Disc Filter	UV	10	10	50	5	2	230	01.12.2024	39.7	7.48	7.67	412	8	197	7	496	31	28	7	4	1	5.2	1.2	-	-	-	-			
35	Rohini	15MGD STP Sec-25 Rohini	ASP	Ms Dinesh Chandra Rohini project pvt. Ltd .	-	-	50	30	250	50	5	-	01.12.2024	8.38	7.36	7.40	520	26	253	16	632	72	30	0	8	4	-	-	-	-	-	-			
36	Yamuna Vihar	10MGD Phase-I Yamuna Vihar	ASP	DJB	-	-	50	30	250	50	5	-	01.12.2024	10.15	7.20	7.40	280	21	178	13	470	40	32	24	4	1	4.8	1.8	21x10^12	15x10^6	16x10^11	11x10^5		Ghonda-I SPS, Ghonda – II SPS Zafrabad SPS, Brahampuri SPS Ghonda Gamri Village,Brahampuri SPS	Ghonda,Gamri,Gamri Village,Brahampuri, Shonda and its adjoining area, Zafrabad and its adjoining area, Gaudampuri,Brahampuri and its adjoining area,Ghonda,Gamri Village,Brahampuri, Shonda and its adjoining area,
37	Yamuna Vihar	10MGD Phase-II Yamuna Vihar	ASP(IFAS)	M/s SIPL-RKC JV	Disc Filter	UV	50	30	250	50	5	230	01.12.2024	15.32	7.30	7.50	300	08	188	6	498	14	30	13	4	1	4.4	1.4	15x10^12	75	15x10^11	54		Ghonda-II SPS, Zafrabad SPS Brahampuri SPS, Yamuna Vihar SPS	
38	Yamuna Vihar	25 MGD Phase-III Yamuna Vihar	ASP	M/s Joly & joly	-	-	30	20	250	50	5	-	01.12.2024	28.43	7.30	7.60	392	25	240	20	642	52	40	28	4	2	5.8	2.8	12x10^14	21x10^7	19x10^13	20x10^6		Ghonda-I SPS ,Ghonda – II SPS 50 MGD SPS Yamuna Vihar 60 MGD SPS	Ghonda,Gamri,Gamri Village, Brahampuri, Shonda and its adjoining area, Zafrabad and its adjoining area, Gaudampuri,Brahampuri and its adjoining area,Ghonda,Gamri Village,Brahampuri, Shonda and its adjoining area, Ram Nagar, Bhalsvara and its adjoining area Yamuna Vihar

Total No of operational plant	38
Total No of Plant Under rehabilitation	4
Total No of Outlet Sample collected	38
Total No of plant Under Unfit	6
Total No of plant Under fit	32
%Unfit	16
%fit	84

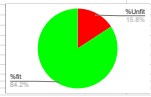

BDL: Below detection limit

ND: Not Detectable

Plant not meeting standard as per the design parameter

Plant under DJB (O&M)	10
Plant under Pvt. (O&M)	28

Daily Analysis Report Of Sewage Treatment Plant

As on 02.12.2024

S.No.	Lab	Plant	Technology	Operator	Tertiary System	Disinfectent Type	Design Parameter(mg/l)					Outlet MPN (F.Coli) 100ml	Date of analysis	Average Daily Flow(MGD)	pH inlet	pH oulet	TSS inlet	TSS outlet	BOD inlet	BOD outlet	COD inlet	COD outlet	Ammonical nitrogen Inlet	Ammonical nitrogen Outlet	Ortho phosphate inlet	Ortho phosphate outlet	Sulphide inlet	Sulphide Outlet	Inlet MPN (T.Coli)	Outlet MPN (T.Coli)	Inlet MPN (F.Coli)	Outlet MPN (F.Coli)	Remarks	Feed SPS	Command Area
							TSS	BOD	COD	Ammonical-N	Phosphate-P				-	-	mg/l	mg/l	mg/l	mg/l	mg/l	mg/l	mg/l	mg/l	mg/l	mg/l	mg/l	mg/l	100ml	100ml	100ml	100ml			
1	Keshopur	12 MGD Ph-I STP Keshopur	ASP	VA-TECH WABAG LTD.	-	Chlorination	30	20	250	50	5	-	02.12.2024	-	7.28	7.21	225	17	220	4	393	-	26	1	3	5	1.86	Nil						Uttam Nagar SPS Possangipur SPS Keshopur ISP	West Delhi, Patel Nagar, Moti Nagar, Rajouri Gradan, Tilak Nagar, Punjabi Bagh, Delhi Cantt, Janakpuri, Paschim Vihar, Uttam Nagar
2	Keshopur	20MGD Ph-II STP Keshopur	ASP	Ayaappa Pvt.Ltd	-	-	50	30	250	50	5	-	02.12.2024	-	7.43	7.39	398	7	257	19	493	-	26.8	10	4	2	1.73	Nil						
3	Keshopur	40MGD Ph-III STP Keshopur	ASP	Ayaappa Pvt.Ltd	-	-	50	30	250	50	5	-	02.12.2024	-	7.33	7.43	424	5	285	3	526	-	19	2	4	3	1.99	0.13					STP was not available. 20 MGD STP KESHOPUR is under rehabilitation state and running with 50% capacity. This report pertains to partial quantity of sewage treated.	
4	Keshopur	5 MGD STP Kapashera	SBR	TRIVENI	-	UV	10	10	50	5	2	230	30.11.2024	-	6.98	7.27	781	11	450	13	869	-	35	6	6	4	3.7	Nil				11×10^2	under rehabilitation state and running with 50% capacity.		
5	Kondli	10MGD Phase-I STP Kondli	ASP	Triveni Pvt. Ltd	RGF	Chlorination	10	10	50	5	2	230	02.12.2024	10	7.10	7.50	306	9	128	7	370	18	32	1	4	1	5.4	Nil						Rajokari SPS, Ranipuri SPS, Kapashera SPS, Dundahera SPS	
6	Kondli	25 MGD Phase-II STP Kondli	ASP	Triveni Pvt. Ltd	RGF	Chlorination	10	10	50	5	2	230	02.12.2024	25	7.10	7.50	306	8	128	6	370	16	32	2	4	1	5.4	Nil						Preet Vihar, Jagriti Enclave, Geeta Colony, Mandawali, Kalyanpuri, Naw Kalyanpuri,, Dallupura , Gharoli	Geeta Colony SPS,Preet Vihar,Laxmi Nagar, Nirman Vihar, Shakar pur, Swasthya Vihar, Jagat puri, around Radhupalace , Jheel, Gandhi Nagar, Bihar Colny,Vishwas Nagar, Surajmal Vihar, Anand Vihar, Vivek Vihar, Jhilmil Colony, Dilshad Garden, SwarnaPuri, Mansarovar Park ,Jagriti Enclave,Geeta Colony area,Indraprastha Exn. Societies, Mandawali, Pandav Nagar, South Ganesh Nagar, Chander Vihar, Hasan Pur Depot villagekondli, Railway Colony,Acharya Niketan, Pandav nagar, Mayur Vihar Ph-I, Ph-II, Ashok Vihar,Vinod Nagar,Mandawali,Preet Vihar,Vasant Garden, Mandawali SPS, Pittampura, Ashoknagar, Dallupura Village, Vasundhara Enclave,Kondli Village, Gharoli Village, Gharoli Dairy mayur Vihar Ph-III, Sapera Basti, Pepar Market, etc.
7	Kondli	10 MGD Phase-III STP Kondli	ASP	Triveni Pvt. Ltd	RGF	Chlorination	10	10	50	5	2	230	02.12.2024	10	7.10	7.50	306	8	128	6	370	16	32	2	4	1	5.4	Nil					-		
8	Kondli	45 MGD Phase-IV STP Kondli	ASP(IFAS)	Ayaappa Pvt.Ltd	Disc Filter	UV	30	20	250	50	5	230	02.12.2024	45	7.10	7.60	318	10	132	5	395	12	30	16	3	1	6	Nil							
9	Kondli	9 MGD STP Chilla	Combitreat-ISBR	HNB Engineers		Chlorination	10	10	50	5	2	230	07.10.2024	9	6.80	7.30	354	8	138	0.8	424	14	35	1	4	2	6.8	Nil						Ghazipur drain	
10	Kondli	10MGD STP Akshardham	MBR	M/s Toshiba Water Solution Pvt. Ltd.	Membrane Filtration	Chlorination	1	2	50	5	2	230	16.09.2024	1	6.90	7.60	310	BDL	140	BDL	390	6	32	Nil	3	Nil	6.4	Nil	11×10^17	150				Akshardham SPS	Sports Complex
11	N.S.T.P.C.Pillar	20MGD Phase-II NSTPC Pillar	ASP(Conventional aerators)	DRA Infracom Pvt.Ltd.	-	UV (Not Started)	50	30	250	50	5	-	02.12.2024	4	7.00	7.30	210	15	128	09	365	42	17	1	2	1	2.3	0.8					Half stream of plant is Under Rehabilitation		
12	N.S.T.P.C.Pillar	10MGD Phase-III NSTPC Pillar	ASP(Conventional aerators)	DRA Infracom Pvt.Ltd.	-	UV (Not Started)	50	30	250	50	5	-	02.12.2024	2.5	7.30	7.60	166	20	97	13	294	47	20	1	3	1	1.9	1							
13	N.S.T.P.C.Pillar	70MGD NSTPC Pillar	ASP(Diffuser)	L&T Construction and PASSAVANT (JV)	-	Chlorination	10	10	50	5	2	230	02.12.2024	36.671	7.30	7.50	294	09	202	05	444	17	29	1	4	2	3	0.7					Poly dosing		
14	N.S.T.P.C.Pillar	10MGD STP Narela	ASP(Conventional aerators)	DRA Infracom Pvt. Ltd.	-	UV (Not Started)	50	30	250	50	5	-	02.12.2024	2.08	7.40	7.70	156	15	73	07	267	27	35	1	4	3	4.3	2.2							
15	Nilothi	40MGD Ph-I STP Nilothi	ASP	SUBHASH INFRA PVT. LTD	-	-	50	30	250	50	5	-	02.12.2024	-	7.50	7.86	148	11	165	15	375	-	28	24	4	4	0.8	Nil					under rehabilitation state and running with 50% capacity.	Prabhha SPS, Balkarwala SPS, Sayyad nangloi SPS	
16	Nilothi	20MGD Ph-II STP Nilothi	ASP	VEOLIA INDIA	Disc Filter	Chlorination	10	10	50	5	2	230	02.12.2024	-	7.64	7.79	200	40.6	138	28	454	-	28	24	4	2	1	Nil						DDA SPS,IST New SPS, Sayyad nangloi SPS	
17	Okhla	12 MGD STP Okhla	ASP	DJB			50	30	250	50	5	-	19.10.2024	-	7.20	7.30	304	50	200	30	580	123	41	36	3	1	2.8'	1.2	-	-	-	-	Plant not in operation	Kilokri, Ring Road, Andrew Ganj, Pragati Vihar, Sarita Vihar, Tuglakabad, Batla House, Jasola Vihar, East of Kailash, Sukhdev Vihar, Modi Mill – 1, Modi Mill – 1, Sarita Vihar A- Block, Okhla Vihar, Tehkhand SPS, Tigri SPS	Kilokri, Ring Road, Andrew Ganj, Pragati Vihar, Sarita Vihar, Tuglakabad, Batla House, Jasola Vihar, East of Kailash, Sukhdev Vihar, Modi Mill – 1, Modi Mill – 1, Sarita Vihar A- Block, Okhla Vihar, Tehkhand SPS, Tigri SPS
18	Okhla	45 MGD STP Okhla	ASP	DJB	-	-	50	30	250	50	5	-	17.09.2024	-	7.10	7.50	216	53	163	28	-	-	30	23	2	1	2	0.4			24 x 10^18	11 x 10^6			
19	Okhla	37 MGD STP Okhla	ASP	DJB	-	-	50	30	250	50	5	-	28.08.2024	-	7.30	7.40	302	60	250	75	602	117	40	35	2	2			24x10^18	24x10^11			Plant not in operation		
20	Okhla	16 MGD STP Okhla	ASP	DJB	-	-	50	30	250	50	5	-	22.11.2024	-	7.10	7.50	170	24	220	20.5	-	-	42	32	2	1			28x10^10				PAC Dosing		
21	Okhla	New 30 MGD STP Okhla	ASP	SUEZ India Pvt. Ltd.	-	-	10	10	50	5	2	-	21.11.2024	-	6.90	7.60	220	4	100	4.3	-	-	401	1	3	0			35x10^12	<1.8					
22	Okhla	5 MGD STP Mehrauli	Extended Aeration	DJB	-	-	50	30	250	50	5	-	11.10.2024	-	7.30	7.60	490	44	260	28	690	110	21	24	2	1	2.8	1.2	24x10^18	24x10^10					
23	Okhla	0.66MGD STP Molarband	Fluidized Aerobic Bed	DJB	-	-	30	20	250	50	5	-	15.08.2024	-	7.20	7.40	556	19	320	11	770	45	43	34	2	1	6.8	0.4	24x10^18	93					
24	Okhla	5 MGD STP Ghitorini	ASP	DJB	-	-	30	20	250	50	5	-	17.10.2024	-	7.60	7.30	284	19	260	10	519	46	200	0	3	1	2.4	0.4							
25	Okhla	2.2 MGD STP Vasant Kunj(Old)	Extended Aeration	DJB	-	-	50	30	250	50	5	-	11.10.2024	-	7.40	7.60	408	25	230	10.8	698	62	71	1	2	1	2.4	0.8	24x10^18	11x10^8					
26	Okhla	3MGD STP Vasant Kunj(New)	Extended Aeration	DJB	-	-	30	20	250	50	5	-	11.10.2024	-	7.30	7.30	370	20	265	12	633	53	89	5	2	1	2	0.4	24x10^18						
27	Okhla	2.2 MGD STP Delhi Gate-I	Biofor and dansadeg	Degramoent	-	-	15	10	50	5	2	-	17.10.2024	-	7.20	7.40	240	8	225	10.3	472	39	42	3	2	1	2.4	0	24x10^18	24x10^6					
28	Okhla	15 MGD STP delhi Gate-II	Biofor and dansadeg	Degramoent	-	Chlorination	10	10	50	5	2	230	17.10.2024	-	7.50	7.60	268	6	300	6	394	30	38	2	2	0	2	0	24x10^18	2400					
29	Okhla	2.2 MGD STP S.H.N	Biofor and dansadeg	Degramoent	-	-	15	10	50	5	2	-	17.10.2024	-	7.30	7.20	284	7	219	6.3	520	54	44	4	3	0	2.8	0	24x10^18	35x10^5					
30	Pappankalan	20MGD Ph-I STP Pappankalan	ASP	SUBHASH INFRA PVT. LTD	-	-	50	30	250	50	5	-	02.12.2024	-	7.34	7.73	306	17	165	15	482	65	30	1	2	1	3.2	Nil						Dwarka Sector-7, Dwarka Sector 11, Dwarka Sector 16, Dwarka Sector 24,	Palam, Dwarka, Matiala, Mahavir enclave, Chooliaiirae, Bamdoli
31	Pappankalan	20MGD Ph-II STP Pappankalan	ASP	VA-TECH WABAG LTD.	Media Filtration	Chlorination	10	10	50	5	2	230	02.12.2024	-	7.34	7.81	306	12	165	5	482	27	30	2	2	2	3.2	0.1							
32	Pappankalan	5MGD STP Najafgarh	ASP	Ayaappa Pvt.Ltd.	-	-	50	30	250	50	5	-	30.11.2024	-	7.31	7.80	585	2	350	2	860	-	45	1	5	3	1.86	Nil			93×10^6	93	Plant Under Rehabilitation	25MGD Najafgarh SPS	Najafgarh, Nangli Sakravati, roshanpura
33	Rithala	40MGD Ph-I STP Rithala	ASP	Ms WA TECH BABAG LTD.	Disc Filter	UV	10	10	50	5	2	100	02.12.2024	36.63	7.47	7.66	372	10	187	9	472	35	26	3	4	1	2.8	0.8	_	_	_	_	Plant Under trial run		
34	Rithala	40MGD Ph-II STP Rithala	ASP	SUEZ India Pvt. Ltd.	Disc Filter	UV	10	10	50	5	2	230	02.12.2024	39.18	7.49	7.68	272	9	155	8	386	32	25	6	4	1	4.4	0.4	_	_	_	_			
35	Rohini	15MGD STP Sec-25 Rohini	ASP	Ms Dinesh Chandra Rohini project pvt. Ltd .	-	-	50	30	250	50	5	-	02.12.2024	8.4	7.35	7.40	308	25	170	15	424	72	40	0	5	4	-	-	-	-	24x10^7+	11x10^5			
36	Yamuna Vihar	10MGD Phase-I Yamuna Vihar	ASP	DJB	-	-	50	30	250	50	5	-	02.12.2024	9.94	7.20	7.40	308	16	196	10	536	30	40	20	5	1	4.6	1.6	11x10^13	15x10^6	16x10^11	11x10^5		Ghonda-I SPS, Ghonda – II SPS Zafrabad SPS, Brahampuri SPS Ghonda-Gamri Village,Brahampuri SPS Ghonda – III SPS, Zafrabad SPS Brahampuri SPS, Yamuna Vihar SPS Ghonda-I SPS ,Ghonda – II SPS 50 MGD SPS Yamuna Vihar 60 MGD ISPS	Ghonda,Gamri,Gamri Village, Brahampuri, Shonda and its adjoining area, Ghonda and its adjoining area, Gaurdanpuri,Brahampuri and its adjoining area,Ghonda,Gamri,Gamri Village,Brahampuri, Shonda and its adjoining area, Zafrabad and its adjoining area, Gaurdanpuri,Brahampuri and its adjoining area,Ghonda,Gamri,Gamri Village,Brahampuri, Shonda and its adjoining area,Ghonda,Gamri,Gamri Village, Brahampuri, Shonda and its adjoining area, Ram Nagar, Bhalsvara and its adjoining area,Yamuna Vihar
37	Yamuna Vihar	10MGD Phase-II Yamuna Vihar	ASP(IFAS)	M/s SIPL-RKC JV	Disc Filter	UV	50	30	250	50	5	230	02.12.2024	15.21	7.30	7.40	332	8	221	5	570	16	35	14	4	1	4.2	1.2	24x10^13	75	11x10^11	44			
38	Yamuna Vihar	25 MGD Phase-III Yamuna Vihar	ASP	M/s Joly & joly	-	-	30	20	250	50	5	-	02.12.2024	27.97	7.40	7.60	452	29	250	19	694	60	48	30	5	2	6	2.7	24x10^15	27x10^6	19x10^13	16x10^6			

Total No of operational plant	38
Total No of Plant Under rehabilitation	4
Total No of Outlet Sample collected	38
Total No of plant Under Unfit	7
Total No of plant Under fit	31
%Unfit	18
%fit	82

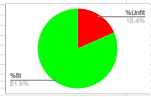

BDL: Below detection limit

ND: Not Detectable

Plant not meeting standard as per the design parameter

Plant under DJB (O&M)	10
Plant under Pvt. (O&M)	28

DELHI JAL BOARD

DAILY ANALYSIS REPORT OF ALL SEWAGE TREATMENT PLANT

DATE OF ANALYSIS : 03.12.2024

S.No.	Lab	Plant	Technology	Operator	Tertiary System	Disinfectent Type	Design Parameter(mg/l) TSS	BOD	COD	Ammonical-N	Phosphate-P	Outlet MPN (F.Coli) 100ml	Date of Analysis	Average Daily Flow (MGD)	pH (inlet)	pH (oulet)	TSS (inlet)	TSS (outlet)	BOD (inlet)	BOD (outlet)	COD (inlet)	COD (outlet)	Ammonical nitrogen (inlet)	Ammonical nitrogen (Outlet)	Ortho phosphate (inlet)	Ortho phosphate (outlet)	Sulphide (inlet)	Sulphide (Outlet)	Inlet MPN (T.Coli) 100ml	Outlet MPN (T.Coli) 100ml	Inlet MPN (F.Coli) 100ml	Outlet MPN (F.Coli) 100ml	Remarks	Feed SPS	Command Area
															-	-	mg/l	mg/l	mg/l	mg/l	mg/l	mg/l	mg/l	mg/l	mg/l	mg/l	mg/l	mg/l							
1	Keshopur	12 MGD Ph-I STP Keshopur	ASP	VA-TECH WABAG LTD.	-	Chlorination	30	20	250	50	5	-	03.12.2024	-	7.24	7.67	261	18	160	4	304	-	25.5	5	3	4	2.39	0.13						Ultam Nagar SPS Prasanglpur SPS Keshopur ISP	Wst Delhi, Patel Nagar, Moti Nagar, Rajouri Graden, Tilak Nagar, Punjabi Bagh, Delhi Cantt, Janakpuri, Paschim Vihar, Uttam Nagar
2	Keshopur	20MGD Ph-II STP Keshopur	ASP	Ayaappa Pvt.Ltd	-	-	50	30	250	50	5	-	03.12.2024	-	7.39	7.46	389	9	272	15	460	-	24	8	4	2	1.2	Nil	24x10^9	11x10^4	24x10^8	46000	RB was not available. 20 MGD STP KESHOPUR is under rehabilitation state and running with 50% capacity. This report pertains to partial quantity of sewage treated.		
3	Keshopur	40MGD Ph-III STP Keshopur	ASP	Ayaappa Pvt.Ltd	-	-	50	30	250	50	5	-	03.12.2024	-	7.35	7.49	655	7	310	5	676	-	16.5	2	4	3	2.92	0.13	24*10^11	24*10^5	24*10^9	11*10^4	under rehabilitation state and running with 50% capacity.		
4	Keshopur	5 MGD STP Kapashera	SBR	TRIVENI	-	UV	10	10	50	5	2	230	30.11.2024	-	6.98	7.27	781	11	450	13	869	-	35	6	6	4	3.7	Nil				11×10^2		Rajokari SPS, Bampuri SPS, Kapashera SPS, Dundahera SPS	
5	Kondli	10MGD Phase-I STP Kondli	ASP	Triveni Pvt. Ltd	RGF	Chlorination	10	10	50	5	2	230	03.12.2024	10	7.00	7.60	310	8	135	5	395	18	33	1	4	1	5.8	Nil						Preet Vihar, Jagriti Enclave, Geeta Colony, Mandawali, Kalyanpuri, Nea Kalyanpuri , Dallupura , Ghaurai	Geeta Colony SPS,Preet Vihar,Laxmi Nagar, Nirman Vihar, Shakar pur, Khichripur Vihar, Jagti pur, around Ramjanaman , Jheel, Ganesh Nagar, Bhai Coloy,Vishwas Nagar, Surajmal Vihar, Anand Vihar, Vivek Vihar, Lalaxmi Colony, Dilshad Garden, SweetPuri, Mansarover Park, Jagriti Enclave, Kalyanpuri, Mandawali, Vinod Nagar, Mayur Vihar Ph-I, Pandav Nagar, South Ganesh Nagar, Chander Vihar, Hasan Pur Dayan villageloodhy, Railway Colony,Acharya Niketan, Patelav nagar, Mayur Vihar Ph-I & II, Tilak pur, Khichripur, Kalyanpuri, Kalyanpuri, Shastri Garden, Mandawali SPS, Pidlapanjrej, Hirmirdpur, Dallupura Village, Vasundhara Pindra Anandi Village, Sherah Village, Shastri Dairy , mayur Vihar Ph-III, Kapsra Basti, Pepar Market, etc.
6	Kondli	25 MGD Phase-II STP Kondli	ASP	Triveni Pvt. Ltd	RGF	Chlorination	10	10	50	5	2	230	03.12.2024	25	7.00	7.50	310	8	135	5	395	16	32	3	4	1	5.8	Nil							
7	Kondli	10 MGD Phase-III STP Kondli	ASP	Triveni Pvt. Ltd	RGF	Chlorination	10	10	50	5	2	230	03.12.2024	10	7.00	7.50	310	8	135	5	395	16	32	3	4	1	5.8	Nil					-		
8	Kondli	45 MGD Phase-IV STP Kondli	ASP(IFAS)	Ayaappa Pvt.Ltd	Disc Filter	UV	30	20	250	50	5	230	03.12.2024	45	7.10	7.50	304	12	140	9	405	20	30	8	4	2	6.4	Nil							
9	Kondli	9 MGD STP Chilla	Combitreat-ISBR	HNB Engineers		Chlorination	10	10	50	5	2	230	07.10.2024	9	6.80	7.30	354	8	138	0.8	424	14	35	1	4	2	6.8	Nil						Ghazipur drain	
10	Kondli	1MGD STP Akshardham	MBR	M/s Toshiba Water Solution Pvt. Ltd.	Membrane Filtration	Chlorination	1	2	50	5	2	230	16.09.2024	1	6.90	7.60	310	BDL	140	BDL	390	6	32	Nil	3	Nil	6.4	Nil	11×10^17	150				Akshardham SPS	Sports Complex
11	N.S.T.P.C.Pillar	20MGD Phase-II NSTPC Pillar	ASP	DRA Infracom Pvt.Ltd.	-	UV (Not Started)	50	30	250	50	5	-	03.12.2024	4	7.20	7.50	226	18	148	13	386	22	16	1	2	1	2	0.7					Half stream of plant is Under Rehabilitation		
12	N.S.T.P.C.Pillar	10MGD Phase-III NSTPC Pillar	ASP	DRA Infracom Pvt.Ltd.	-	UV (Not Started)	50	30	250	50	5	-	03.12.2024	2.5	7.30	7.40	180	22	91	12	358	39	21	1	3	1	1.8	1.2							
13	N.S.T.P.C.Pillar	70MGD NSTPC Pillar	ASP	L&T Construction and PASSAVANT (JV)	-	Chlorination	10	10	50	5	2	230	03.12.2024	35.267	7.20	7.50	256	11	147	06	421	19	32	1	4	2	3.2	0.6					Poly dosing		
14	N.S.T.P.C.Pillar	10MGD STP Narela	ASP	DRA Infracom Pvt. Ltd.	-	UV (Not Started)	50	30	250	50	5	-	02.12.2024	2.08	7.40	7.70	156	15	73	07	267	27	35	1	4	3	4.3	2.2							
15	Nilothi	40MGD Ph-I STP Nilothi	ASP	SUBHASH INFRA PVT. LTD	-	-	50	30	250	50	5	-	03.12.2024	-	7.50	8.03	296	11	183	16	719	-	32	24	4	2	1.6	Nil					under rehabilitation state and running with 50% capacity.	Pratibha SPS, Bakkarwala SPS, Sayyad nangloi SPS	
16	Nilothi	20MGD Ph-II STP Nilothi	ASP	VEOLIA INDIA	Disc Filter	Chlorination	10	10	50	5	2	230	03.12.2024	-	7.50	7.80	254	8	173	6	632	-	28	14	3	2	1	Nil						DDA SPS,IST New SPS, Sayyad nangloi SPS	
17	Okhla	12 MGD STP Okhla	ASP	DJB			50	30	250	50	5	-	-	-	-	-	-	-	-	-	-	-	-	-	-	-	-	-	-	-	-	-	Plant not in operation	Kilokri, Ring Road, Andrew Ganj, Pragati Vihar, Sarita Vihar, Tuglakabad, Badla House, Jasola Vihar, East of Kailash, Sukhdev Vihar, Modi Mill – 1, Modi Mill – 1, Sarita Vihar A- Block, Okhla Vihar, Tehkhand SPS, Tigri SPS	Kilokri, Ring Road, Andrew Ganj, Pragati Vihar, Sarita Vihar, Tuglakabad, Badla House, Jasola Vihar, East of Kailash, Sukhdev Vihar, Modi Mill – 1, Modi Mill – 1, Sarita Vihar A- Block, Okhla Vihar, Tehkhand SPS, Tigri SPS
18	Okhla	45 MGD STP Okhla	ASP	DJB	-	-	50	30	250	50	5	-	-	-	-	-	-	-	-	-	-	-	-	-	-	-	-	-	-	-	-	-	Plant not in operation		
19	Okhla	27 MGD STP Okhla	ASP	DJB	-	-	50	30	250	50	5	-	-	-	-	-	-	-	-	-	-	-	-	-	-	-	-	-	-	-	-	-	Plant not in operation		
20	Okhla	16 MGD STP Okhla	ASP	DJB	-	-	50	30	250	50	5	-	22.11.2024	-	7.10	7.50	170	24	220	20.5	-	-	42	32	2	1			28x10^10				PAC Dosing		
21	Okhla	New 30 MGD STP Okhla	ASP	SUEZ India Pvt. Ltd.	-	-	10	10	50	5	2	-	21.11.2024	-	6.90	7.60	220	4	100	4.3	-	-	401	1	3	0			35x10^12	<1.8					
22	Okhla	5 MGD STP Mehrauli	Extended Aeration	DJB	-	-	50	30	250	50	5	-	11.10.2024	-	7.30	7.60	490	44	260	28	690	110	21	24	2	1	2.8	1.2	24x10^18	24x10^10					
23	Okhla	0.66MGD STP Molarband	Fluidized Aerobic Bed	DJB	-	-	30	20	250	50	5	-	15.08.2024	-	7.20	7.40	556	19	320	11	770	45	43	34	2	1	6.8	0.4	24x10^18	93					
24	Okhla	5 MGD STP Ghitorini	ASP	DJB	-	-	30	20	250	50	5	-	17.10.2024	-	7.60	7.30	284	19	260	10	519	46	200	0	3	1	2.4	0.4							
25	Okhla	2.2 MGD STP Vasant Kunj(Old)	Extended Aeration	DJB	-	-	50	30	250	50	5	-	11.10.2024	-	7.40	7.60	408	25	230	10.8	698	62	71	1	2	1	2.4	0.8	24x10^18	11x10^8					
26	Okhla	3MGD STP Vasant Kunj(New)	Extended Aeration	DJB	-	-	30	20	250	50	5	-	11.10.2024	-	7.30	7.30	370	20	265	12	633	53	89	5	2	1	2	0.4	24x10^18						
27	Okhla	2.2 MGD STP Delhi Gate-I	Biofor and dansadeg	Degramoent	-	-	15	10	50	5	2	-	17.10.2024	-	7.20	7.40	240	8	225	10.3	472	39	42	3	2	1	2.4	0	24x10^18	24x10^6					
28	Okhla	15 MGD STP delhi Gate-II	Biofor and dansadeg	Degramoent	-	Chlorination	10	10	50	5	2	230	17.10.2024	-	7.50	7.60	268	6	300	6	394	30	38	2	2	0	2	0	24x10^18	2400					
29	Okhla	2.2 MGD STP S.H.N	Biofor and dansadeg	Degramoent	-	-	15	10	50	5	2	-	17.10.2024	-	7.30	7.20	284	7	219	6.3	520	54	44	4	3	0	2.8	0	24x10^18	35x10^5					
30	Pappankalan	20MGD Ph-I STP Pappankalan	ASP	SUBHASH INFRA PVT. LTD	-	-	50	30	250	50	5	-	03.12.2024	-	7.65	7.82	324	16	185	15.5	519	66	35	2	3	1	3.4	Nil						Dwarka Sector-7, Dwarka Sector 11, Dwarka Sector 16, Dwarka Sector 24,	Palam, Dwarka, Mataila, Mahavir enclave, Dhoolsiaras, Bamnoli
31	Pappankalan	20MGD Ph-II STP Pappankalan	ASP	VA-TECH WABAG LTD.	Media Filtration	Chlorination	10	10	50	5	2	230	03.12.2024		7.65	7.90	324	5	185	4	519	28	35	3	3	2	3.4	Nil							
32	Pappankalan	5MGD STP Najafgarh	ASP	Ayaappa Pvt.Ltd.	-	-	50	30	250	50	5	-	30.11.2024	-	7.31	7.80	585	2	350	2	860	-	45	1	5	3	1.86	Nil			93×10^6	93	Plant Under Rehabilitation	25MGD Najafgarh SPS	Najafgarh, Nangli Sakravati, roshanpura
33	Rithala	40MGD Ph-I STP Rithala	ASP	Ms WA TECH BABAG LTD.	Disc Filter	UV	10	10	50	5	2	100	03.12.2024	34.46	7.48	7.69	380	8	190	7	478	31	30	2	4	1	3.6	0.4	-	-	24x10^7+	460	Plant Under trial run		
34	Rithala	40MGD Ph-II STP Rithala	ASP	SUEZ India Pvt. Ltd.	Disc Filter	UV	10	10	50	5	2	230	03.12.2024	39.03	7.50	7.68	352	10	185	9	456	33	27	8	4	1	2.4	0.8	-	-	24 X 10^7+	120			
35	Rohini	15MGD STP Sec-25 Rohini	ASP	Ms Dinesh Chandra Rohini project pvt. Ltd.	-	-	50	30	250	50	5	-	03.12.2024	7.77	7.32	7.38	332	30	181	18	456	80	38	0	6	5	-	-	-	-	-	-			
36	Yamuna Vihar	10MGD Phase-I Yamuna Vihar	ASP	DJB	-	-	50	30	250	50	5	-	03.12.2024	10.05	7.20	7.40	252	21	155	12	460	40	35	22	4	1	4.8	1.8	21x10^12	15x10^6	14x10^11	11x10^5		Shiv Vihar SPS, Dhoolsiras SPS, Dhoolsiras – II SPS, Zafrabad SPS, Bhalswa SPS, Bhalswa – II SPS, Zafrabad SPS, Bhalswa Jhirka SPS, Yamuna Vihar SPS, Shiv Vihar SPS, Dhoolsiras – II SPS, Zafrabad SPS, Bhalswa Jhirka SPS, Yamuna Vihar SPS, Dhoolsiras – II SPS, Zafrabad SPS, Bhalswa Jhirka SPS, Yamuna Vihar SPS, 60 MGD SPS Yamuna Vihar	Dhoolsiras,Samrt Village, Bhalswajhirk, Dhoolsiras and its adjoining area, Zafrabad and its adjoining area, Gautampuri,Brahampuri and its adjoining area,Kardampuri, Yamuna Vihar and its adjoining area
37	Yamuna Vihar	10MGD Phase-II Yamuna Vihar	ASP(IFAS)	M/s SIPL-RKC JV	Disc Filter	UV	30	20	250	50	5	230	03.12.2024	15.17	7.30	7.50	260	08	160	6	464	14	34	15	4	1	4.4	1.4	21x10^12	210	11x10^11	75			
38	Yamuna Vihar	25 MGD Phase-III Yamuna Vihar	ASP	M/s Joly & joly	-	-	30	20	250	50	5	-	03.12.2024	27.27	7.40	7.60	396	24	246	16	649	50	40	25	5	2	6.2	3	29x10^14	21x10^7	21x10^13	11x10^6			

Operational plant	38
Plant Under rehabilitation	4
Plant out of order	3
Outlet Sample collected	35
Plant Under Unfit	8
Plant Under fit	27
%Unfit	23
%fit	77

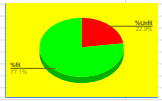

BDL: Below detection limit

ND: Not Detectable

Plant not meeting standard as per the design parameter

Plant under DJB (O&M)	10
Plant under Pvt. (O&M)	28

DELHI JAL BOARD

DAILY ANALYSIS REPORT OF ALL SEWAGE TREATMENT PLANT

DATE OF ANALYSIS : 04.12.2024

S.No.	Lab	Plant	Technology	Operator	Tertiary System	Disinfectent Type	Design Parameter(mg/l) TSS	BOD	COD	Ammonical-N	Phosphate-P	Outlet MPN (F.Coli) 100ml	Date of Analysis	Average Daily Flow (MGD)	pH (inlet)	pH (oulet)	TSS (inlet)	TSS (outlet)	BOD (inlet)	BOD (outlet)	COD (inlet)	COD (outlet)	Ammonical nitrogen (inlet)	Ammonical nitrogen (Outlet)	Ortho phosphate (inlet)	Ortho phosphate (outlet)	Sulphide (inlet)	Sulphide (Outlet)	Inlet MPN (T.Coli) 100ml	Outlet MPN (T.Coli) 100ml	Inlet MPN (F.Coli) 100ml	Outlet MPN (F.Coli) 100ml	Remarks	Feed SPS	Command Area
1	Keshopur	12 MGD Ph-I STP Keshopur	ASP	VA-TECH WABAG LTD.	-	Chlorination	30	20	250	50	5	-	04.12.2024	-	7.25	7.46	151	14	137	3	307	-	21.5	1	3	4	1.72	Nil	24*10^8	24000	24*10^7	4600		Uttam Nagar SPS Pooranglour SPS Keshopur ISP	Wst Delhi, Patel Nagar, Moti Nagar, Rajouri Graden, Tilak Nagar, Punjabi Bagh, Delhi Cantt, Janakpuri, Paschim Vihar, Uttam Nagar
2		20MGD Ph-II STP Keshopur	ASP	Ayaappa Pvt.Ltd	-	-	50	30	250	50	5	-	04.12.2024	-	7.44	7.55	415	13	285	13	654	-	23.5	8	4	3	1.46	Nil	24*10^9	21*10^4	24*10^8	11*10^3	R/S was not available. 20 MGD STP KESHOPUR is under rehabilitation and running with 50% capacity.		
3		40MGD Ph-III STP Keshopur	ASP	Ayaappa Pvt.Ltd	-	-	50	30	250	50	5	-	04.12.2024	-	7.34	7.53	375	5	327	5	706	-	15.75	2	4	3	2.66	0.26					under rehabilitation state and running with 50% capacity.		
4		5 MGD STP Kapashera	SBR	TRIVENI	-	UV	10	10	50	5	2	230	30.11.2024	-	6.98	7.27	781	11	450	13	869	-	35	6	6	4	3.7	Nil				11×10^2		Rajokari SPS, Rankpuri SPS, Kapashera SPS, Dundahera SPS	
5	Kondli	10MGD Phase-I STP Kondli	ASP	Triveni Pvt. Ltd	RGF	Chlorination	10	10	50	5	2	230	04.12.2024	10	7.10	7.50	306	9	137	6	410	10	30	1	3	1	6	Nil						Preet Vihar, Jagriti Enclave, Geeta Colony, Mandawali, Kalyanpuri, New Kalyanpuri, Dallupura , Gharoli	Geeta Colony SPS,Preet Vihar,Laxmi Nagar, Nirman Vihar, Shakar pur, Swasthya Vihar, Jagat puri, around Radhupalace , Jheel, Gandhi Nagar, Bihar Colny Vishwas Nagar, Surajmal Vihar, Anand Vihar, Vivek Vihar ,Jhilmil Colony, Dilshad Garden, Seemapuri, Mansarover Park, Jagriti Enclave,Geeta Colony area,Indrapasrtha Extn. Mandawali area, Kondli area, Gandhi Nagar, Bihar Colony Nagar, Chander Vihar, Hasan Pur Depot village/society, Railway Colony,Acharya Niketan, Pandav nagar, Mayur Vihar Ph-I & II, Trilok puri, Khichripur, Kalyanpuri, Kalyanpuri, Shakti Garden, Mandawali SPS, Pelparganj, Himmatpuri, Dallupura Village, Vasundhara Enclave,Kondli Village, Gharoli Village, Gharoli Dairy, mayur Vihar Ph-III, Sapera Basti, Papar Market, etc.
6		25 MGD Phase-II STP Kondli	ASP	Triveni Pvt. Ltd	RGF	Chlorination	10	10	50	5	2	230	04.12.2024	25	7.10	7.60	306	8	137	5	410	12	30	2	3	1	6	Nil							
7		10 MGD Phase-III STP Kondli	ASP	Triveni Pvt. Ltd	RGF	Chlorination	10	10	50	5	2	230	04.12.2024	10	7.10	7.60	306	8	137	5	410	12	30	2	3	1	6	Nil					-		
8		45 MGD Phase-III STP Kondli	ASP(IFAS)	Ayaappa Pvt.Ltd	Disc Filter	UV	10	10	50	5	2	230	04.12.2024	45	7.00	7.50	312	8	142	6	430	10	32	7	4	1	6.4	0.8							
9		9 MGD STP Chilla	Combitreat-ISBR	HNB Engineers		Chlorination	10	10	50	5	2	230	07.10.2024	9	6.80	7.30	354	8	138	0.8	424	14	35	1	4	2	6.8	Nil						Ghazipur drain	
10		1MGD STP Akshardham	MBR	M/s Toshiba Water Solution Pvt. Ltd.	Membrane Filtration	Chlorination	1	2	50	5	2	230	16.09.2024	1	6.90	7.60	310	BDL	140	BDL	390	6	32	Nil	3	Nil	6.4	Nil	11×10^17	150				Akshardham SPS	Sporta Complex
11	N.S.T.P.C.Pillar	20MGD Phase-II NSTPC Pillar	ASP	DRA Infracom Pvt.Ltd.	-	UV (Not Started)	50	30	250	50	5	-	04.12.2024	4	7.20	7.50	220	12	108	05	392	24	17	1	3	1	2.1	0.8					Half stream of plant is Under Rehabilitation		
12		10MGD Phase-III NSTPC Pillar	ASP	DRA Infracom Pvt.Ltd.	-	UV (Not Started)	50	30	250	50	5	-	04.12.2024	2.5	7.30	7.50	196	20	74	09	343	37	21	1	3	1	1.8	1.2							
13		70MGD NSTPC Pillar	ASP	L&T Construction and PASSAVANT (JV)	-	Chlorination	10	10	50	5	2	230	04.12.2024	35.3	7.30	7.60	263	08	121	04	515	24	28	1	3	2							Poly dosing		
14		10MGD STP Narela	ASP	DRA Infracom Pvt. Ltd.	-	UV (Not Started)	50	30	250	50	5	-	04.12.2024	4.6	7.50	7.80	162	16	62	07	389	29	37	1	4	3	4.7	2.1							
15	Nilothi	40MGD Ph-I STP Nilothi	ASP	SUBHASH INFRA PVT. LTD	-	-	50	30	250	50	5	-	04.12.2024	-	7.55	7.97	356	9	155	7	386	-	32	26	3	2	1.2	Nil	-	-	24*10^7	2400	under rehabilitation state and running with 50% capacity.	Pratibha SPS, Bakkarwala SPS, Sayyed nangloi SPS	
16		20MGD Ph-II STP Nilothi	ASP	VEOLIA INDIA	Disc Filter	Chlorination	10	10	50	5	2	230	04.12.2024	-	7.47	7.81	414	6	170	8	542	-	28	18	3	2	1.1	Nil	-	-	24*10^6	2400		DDA SPS,IST New SPS, Sayyed nangloi SPS	
17	Okhla	12 MGD STP Okhla	ASP	DJB	-	-	50	30	250	50	5	-	-	-	-	-	-	-	-	-	-	-	-	-	-	-	-	-	-	-	-	-	Plant not in operation	Kilokri, Ring Road, Andrew Ganj, Pragati Vihar, Sarita Vihar, Tughlakabad, Batla Houses, Jasola Vihar, East of Kailash, Sukhdev Vihar, Modi Mill – 1, Modi Mill – 1, Sarita Vihar A- Block, Okhla Vihar, Tehkhand SPS, Tigri SPS	Kilokri, Ring Road, Andrew Ganj, Pragati Vihar, Sarita Vihar, Tughlakabad, Batla Houses, Jasola Vihar, East of Kailash, Sukhdev Vihar, Modi Mill – 1, Modi Mill – 1, Sarita Vihar A- Block, Okhla Vihar, Tehkhand SPS, Tigri SPS
18		45 MGD STP Okhla	ASP	DJB	-	-	50	30	250	50	5	-	-	-	-	-	-	-	-	-	-	-	-	-	-	-	-	-	-	-	-	-	Plant not in operation		
19		37 MGD STP Okhla	ASP	DJB	-	-	50	30	250	50	5	-	-	-	-	-	-	-	-	-	-	-	-	-	-	-	-	-	-	-	-	-	Plant not in operation		
20		16 MGD STP Okhla	ASP	DJB	-	-	50	30	250	50	5	-	22.11.2024	-	7.10	7.50	170	24	220	20.5	-	-	42	32	2	1			28x10^10				PAC Dosing		
21		New 30 MGD STP Okhla	ASP	SUEZ India Pvt. Ltd.	-	-	10	10	50	5	2	-	21.11.2024	-	6.90	7.60	220	4	100	4.3	-	-	401	1	3	0			35x10^12	<1.8					
22		5 MGD STP Mehrauli	Extended Aeration	DJB	-	-	50	30	250	50	5	-	11.10.2024	-	7.30	7.60	490	44	260	28	690	110	21	24	2	1	2.8	1.2	24x10^18	24x10^10					
23		0.66MGD STP Molarband	Fluidized Aerobic Bed	DJB	-	-	30	20	250	50	5	-	15.08.2024	-	7.20	7.40	556	19	320	11	770	45	43	34	2	1	6.8	0.4	24x10^18	93					
24		5 MGD STP Ghitorini	ASP	DJB	-	-	30	20	250	50	5	-	17.10.2024	-	7.60	7.30	284	19	260	10	519	46	200	0	3	1	2.4	0.4							
25		2.2 MGD STP Vasant Kunj(Old)	Extended Aeration	DJB	-	-	50	30	250	50	5	-	11.10.2024	-	7.40	7.60	408	25	230	10.8	698	62	71	1	2	1	2.4	0.8	24x10^18	11x10^8					
26		3MGD STP Vasant Kunj(New)	Extended Aeration	DJB	-	-	30	20	250	50	5	-	11.10.2024	-	7.30	7.30	370	20	265	12	633	53	89	5	2	1	2	0.4	24x10^18						
27		2.2 MGD STP Delhi Gate-I	Biofor and dansadeg	Degramoent	-	-	15	10	50	5	2	-	17.10.2024	-	7.20	7.40	240	8	225	10.3	472	39	42	3	2	1	2.4	0	24x10^18	24x10^6					
28		15 MGD STP delhi Gate-II	Biofor and dansadeg	Degramoent	-	Chlorination	10	10	50	5	2	230	17.10.2024	-	7.50	7.60	268	6	300	6	394	30	38	2	2	0	2	0	24x10^18	2400					
29		2.2 MGD STP S.H.N	Biofor and dansadeg	Degramoent	-	-	15	10	50	5	2	-	17.10.2024	-	7.30	7.20	284	7	219	6.3	520	54	44	4	3	0	2.8	0	24x10^18	35x10^5					
30	Pappankalan	20MGD Ph-I STP Pappankalan	ASP	SUBHASH INFRA PVT. LTD	-	-	50	30	250	50	5	-	04.12.2024	-	7.62	7.89	-	-	200	12.5	-	56	35	0	3	2	7.7	0			20×10^7	2700		Dwarka Sector-7, Dwarka Sector 11, Dwarka Sector 16, Dwarka Sector 24,	Palam, Dwarka, Matiala, Mahavir enclave, Dhoolsairas, Bamdoli
31		20MGD Ph-II STP Pappankalan	ASP	VA-TECH WABAG LTD.	Media Filtration	Chlorination	10	10	50	5	2	230	04.12.2024	-	7.62	7.95	-	-	200	3.8	-	31	35	1	3	2	7.7	0			20×10^7	42			
32		5MGD STP Najafgarh	ASP	Ayaappa Pvt.Ltd.	-	-	50	30	250	50	5	-	30.11.2024	-	7.31	7.80	585	2	350	2	860	-	45	1	5	3	1.86	Nil			93×10^6	93	Plant Under Rehabilitation	25MGD Najafgarh SPS	Najafgarh, Nangli Sakravati, roshanpura
33	Rithala	40MGD Ph-I STP Rithala	ASP	Ms WA TECH BABAG LTD.	Disc Filter	UV	10	10	50	5	2	100	04.12.2024	34.73	7.41	7.59	360	11	187	10	471	36	27	4	4	1	2	1.2	-	-	-	-	Plant Under trial run		
34		40MGD Ph-II STP Rithala	ASP	SUEZ India Pvt. Ltd.	Disc Filter	UV	10	10	50	5	2	230	04.12.2024	37.58	7.48	7.65	296	9	165	8	410	32	25	7	4	1	2.8	0.4	-	-	-	-			
35	Rohini Sec-25	15MGD STP Sec-25 Rohini	ASP	Ms Dinesh Chandra Rohini project pvt. Ltd .	-	-	50	30	250	50	5	-	04.12.2024	8.11	7.19	7.34	416	39	213	26	536	128	40	0	7	4	-	-	-	-	-	-			
36	Yamuna Vihar	10MGD Phase-I Yamuna Vihar	ASP	DJB	-	-	50	30	250	50	5	-	04.12.2024	9.94	7.20	7.60	284	17	186	12	491	34	30	18	3	1	4.6	1.6	21x10^12	15x10^6	14x10^11	9x10^5		Ghonda-I SPS, Ghonda – II SPS Zafrabad SPS, Brahampuri SPS Yamuna Vihar SPS, Ghonda-I SPS Ghonda – II SPS, Zafrabad SPS Brahampuri SPS, Yamuna Vihar SPS	Ghonda,Gamri,Gamri Village, Brahampuri, Ghonda and its adjoining area, Karampuri, Yamuna Vihar and its adjoining area Kardampuri, Yamuna Vihar and its adjoining area Ghonda,Gamri,Gamri Village,Brahampuri, Ghonda and its adjoining area, Ram Nagar, Shahdara and its adjoining area Zafrabad and its adjoining area, Gusampur,Brahampuri and its adjoining area, Karampuri, Yamuna Vihar and its adjoining area,Ghonda,Gamri,Gamri Village, Brahampuri, Ghonda and its adjoining area, Ram Nagar, Shahdara and its adjoining area Yamuna Vihar
37		10MGD Phase-II Yamuna Vihar	ASP(IFAS)	M/s SIPL-RKC JV	Disc Filter	UV	50	30	250	50	5	230	04.12.2024	15.11	7.20	7.60	356	9	217	5	547	18	28	12	3	1	4.2	1.2	12x10^12	120	11x10^11	93			
38		25 MGD Phase-III Yamuna Vihar	ASP	M/s Joly & joly	-	-	30	20	250	50	5	-	04.12.2024	27.07	7.40	7.60	420	25	246	16	728	50	38	20	4	2	6	2.6	29x10^14	21x10^7	19x10^13	16x10^6			

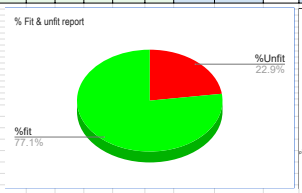

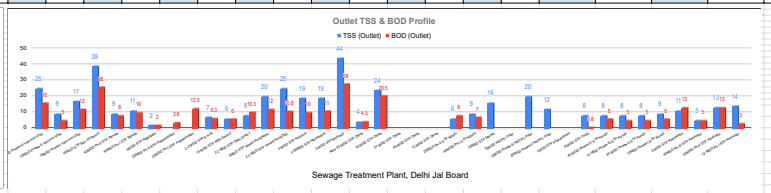

Operational plant	38
Plant Under rehabilitation	4
Plant out of order	3
Outlet Sample collected	35
Plant Under Unfit	8
Plant Under fit	27
%Unfit	23
%fit	77

BDL: Below detection limit

ND: Not Detectable

Plant not meeting standard

Plant under DJB (O&M)	10
Plant under Pvt. (O&M)	28

DELHI JAL BOARD

DAILY ANALYSIS REPORT OF ALL SEWAGE TREATMENT PLANT

DATE OF ANALYSIS : 05.12.2024

S.No.	Lab	Plant	Technology	Operator	Tertiary System	Disinfectent Type	Design Parameter(mg/l) TSS	BOD	COD	Ammonical-N	Phosphate-P	Outlet MPN (F.Coli) 100ml	Date of Analysis	Average Daily Flow (MGD)	pH (inlet)	pH (oulet)	TSS (inlet) mg/l	TSS (outlet) mg/l	BOD (inlet) mg/l	BOD (outlet) mg/l	COD (inlet) mg/l	COD (outlet) mg/l	Ammonical nitrogen (inlet) mg/l	Ammonical nitrogen (Outlet) mg/l	Ortho phosphate (inlet) mg/l	Ortho phosphate (outlet) mg/l	Sulphide (inlet) mg/l	Sulphide (Outlet) mg/l	Inlet MPN (T.Coli) 100ml	Outlet MPN (T.Coli) 100ml	Inlet MPN (F.Coli) 100ml	Outlet MPN (F.Coli) 100ml	Remarks	Feed SPS	Command Area
1	Keshopur	12 MGD Ph-I STP Keshopur	ASP	VA-TECH WABAG LTD.	-	Chlorination	30	20	250	50	5	-	05.12.2024		7.32	7.42	203	19	-	-	-	-	25.7	1	3	5	1.2	0.3						Uttam Nagar SPS Poswangkur SPS Keshopur ISP	Wst Delhi, Patel Nagar, Moti Nagar, Rajouri Graden, Tilak Nagar, Punjabi Bagh, Delhi Cantt, Janakpuri, Paschim Vihar, Uttam Nagar
2		20MGD Ph-II STP Keshopur	ASP	Ayaappa Pvt.Ltd	-	-	50	30	250	50	5	-	05.12.2024		7.41	7.40	339	6	-	-	-	-	27.5	6	4	2	1.6	Nil					R/S was not available. 20 MGD STP KESHOPUR is under rehabilitation and running with 50% capacity.		
3		40MGD Ph-III STP Keshopur	ASP	Ayaappa Pvt.Ltd	-	-	50	30	250	50	5	-	05.12.2024		7.32	7.60	339	9	-	-	-	-	15.5	1	4	3	1.9	0.4	24×10^10	24×10^4	24×10^9	21×10^4	under rehabilitation state and running with 50% capacity.		
4		5 MGD STP Kapashera	SBR	TRIVENI	-	UV	10	10	50	5	2	230	30.11.2024	-	6.98	7.27	781	11	450	13	869	-	35	6	6	4	3.7	Nil				11×10^2		Rajokari SPS, Rankpuri SPS, Kapashera SPS, Dundahera SPS	
5	Kondli	10MGD Phase-I STP Kondli	ASP	Triveni Pvt. Ltd	RGF	Chlorination	10	10	50	5	2	230	05.12.2024	10	7.00	7.50	286	8	130	6	380	14	30	1	3	1	5.2	Nil						Preet Vihar, Jagriti Enclave, Geeta Colony, Mandawali, Kalyanpuri, New Kalyanpuri, Dallupura , Gharoli	Geeta Colony SPS,Preet Vihar,Laxmi Nagar, Nirman Vihar, Shakar pur, Swasthya Vihar, Jagat puri, around Radhupalace , Jheel, Gandhi Nagar, Bihar Colny Vishwas Nagar, Surajmal Vihar, Anand Vihar, Vivek Vihar ,Jhilmil Colony, Dilshad Garden, Seemapuri, Mansarover Park, Jagriti Enclave,Geeta Colony area,Indrapasrtha Extn. Kondli Village, Mandawali Village, Pandav Nagar, Chandra Nagar, Chander Vihar, Hasan Pur Depot village/society, Railway Colony,Acharya Niketan, Pandav nagar, Mayur Vihar Ph-I & II, Tilota puri, Khichripur, Kalyanpuri, Shakti Garden, Mandawali SPS, Pelpargarj, Himmatpuri, Dallupura Village, Vasundhara Enclave,Kondli Village, Gharoli Village, Gharoli Dairy, mayur Vihar Ph-III, Sapera Basti, Paper Market, etc.
6		25 MGD Phase-II STP Kondli	ASP	Triveni Pvt. Ltd	RGF	Chlorination	10	10	50	5	2	230	05.12.2024	25	7.00	7.60	286	9	130	6	380	12	30	3	3	1	5.2	Nil							
7		10 MGD Phase-III STP Kondli	ASP	Triveni Pvt. Ltd	RGF	Chlorination	10	10	50	5	2	230	05.12.2024	10	7.00	7.60	286	9	130	12	380	12	30	3	3	1	5.2	Nil						-	
8		45 MGD Phase-III STP Kondli	ASP(IFAS)	Ayaappa Pvt.Ltd	Disc Filter	UV	10	10	50	5	2	230	05.12.2024	45	7.10	7.50	296	8	140	5	410	10	32	6	4	2	6	0.8							
9		9 MGD STP Chilla	Combitreat-ISBR	HNB Engineers		Chlorination	10	10	50	5	2	230	07.10.2024	9	6.80	7.30	354	8	138	0.8	424	14	35	1	4	2	6.8	Nil						Ghazipur drain	
10		1MGD STP Akshardham	MBR	M/s Toshiba Water Solution Pvt. Ltd.	Membrane Filtration	Chlorination	1	2	50	5	2	230	16.09.2024	1	6.90	7.60	310	BDL	140	BDL	390	6	32	Nil	3	Nil	6.4	Nil	11×10^17	150				Akshardham SPS	Sporta Complex
11	N.S.T.P.C.Pillar	20MGD Phase-II NSTPC Pillar	ASP	DRA Infracom Pvt.Ltd.	-	UV (Not Started)	50	30	250	50	5	-	05.12.2024	4	7.30	7.50	384	20	139	11	520	47	15	1	2	1	3.3	0.6					Half stream of plant is Under Rehabilitation		
12		10MGD Phase-III NSTPC Pillar	ASP	DRA Infracom Pvt.Ltd.	-	UV (Not Started)	50	30	250	50	5	-	05.12.2024	2.5	7.20	7.40	304	16	103	07	428	36	20	0	3	1	2.7	1							
13		70MGD NSTPC Pillar	ASP	L&T Construction and PASSAVANT (JV)	-	Chlorination	10	10	50	5	2	230	05.12.2024	33.6	7.30	7.60	378	14	127	06	504	34	30	1	4	2	4.9	0.5					Poly dosing		
14		10MGD STP Narela	ASP	DRA Infracom Pvt. Ltd.	-	UV (Not Started)	50	30	250	50	5	-	04.12.2024	4.6	7.50	7.80	162	16	62	07	389	29	37	1	4	3	4.7	2.1							
15	Nilothi	40MGD Ph-I STP Nilothi	ASP	SUBHASH INFRA PVT. LTD	-	-	50	30	250	50	5	-	04.12.2024		7.55	7.97	356	9	155	7	386	-	32	26	3	2	1.2	Nil	-	-	24*10^7	2400	under rehabilitation state and running with 50% capacity.	Pratibha SPS, Bakkarwala SPS, Sayyad nangloi SPS	
16		20MGD Ph-II STP Nilothi	ASP	VEOLIA INDIA	Disc Filter	Chlorination	10	10	50	5	2	230	04.12.2024		7.47	7.81	414	6	170	8	542	-	28	18	3	2	1.1	Nil	-	-	24*10^6	2400		DDA SPS,IST New SPS, Sayyad nangloi SPS	
17	Okhla	12 MGD STP Okhla	ASP	DJB	-	-	50	30	250	50	5	-	-	-	-	-	-	-	-	-	-	-	-	-	-	-	-	-	-	-	-	-	Plant not in operation	Kilokri, Ring Road, Andrew Ganj, Pragati Vihar, Sarita Vihar, Tughlakabad, Batla House, Jasola Vihar, East of Kailash, Sukhdev Vihar, Modi Mill – 1, Modi Mill – 1, Sarita Vihar A- Block, Okhla Vihar, Tehkhand SPS, Tigri SPS	Kilokri, Ring Road, Andrew Ganj, Pragati Vihar, Sarita Vihar, Tughlakabad, Batla House, Jasola Vihar, East of Kailash, Sukhdev Vihar, Modi Mill – 1, Modi Mill – 1, Sarita Vihar A- Block, Okhla Vihar, Tehkhand SPS, Tigri SPS
18		45 MGD STP Okhla	ASP	DJB	-	-	50	30	250	50	5	-	-	-	-	-	-	-	-	-	-	-	-	-	-	-	-	-	-	-	-	-	Plant not in operation		
19		37 MGD STP Okhla	ASP	DJB	-	-	50	30	250	50	5	-	-	-	-	-	-	-	-	-	-	-	-	-	-	-	-	-	-	-	-	-	Plant not in operation		
20		16 MGD STP Okhla	ASP	DJB	-	-	50	30	250	50	5	-	22.11.2024	-	7.10	7.50	170	24	220	20.5	-	-	42	32	2	1			28x10^10				PAC Dosing		
21		Now 30 MGD STP Okhla	ASP	SUEZ India Pvt. Ltd.	-	-	10	10	50	5	2	-	21.11.2024	-	6.90	7.60	220	4	100	4.3	-	-	401	1	3	0			35x10^12	<1.8					
22		5 MGD STP Mehrauli	Extended Aeration	DJB	-	-	50	30	250	50	5	-	11.10.2024	-	7.30	7.60	490	44	260	28	690	110	21	24	2	1	2.8	1.2	24x10^18	24x10^10					
23		0.66MGD STP Molarband	Fluidized Aerobic Bed	DJB	-	-	30	20	250	50	5	-	15.08.2024	-	7.20	7.40	556	19	320	11	770	45	43	34	2	1	6.8	0.4	24x10^18	93					
24		5 MGD STP Ghitorini	ASP	DJB	-	-	30	20	250	50	5	-	17.10.2024	-	7.60	7.30	284	19	260	10	519	46	200	0	3	1	2.4	0.4							
25		2.2 MGD STP Vasant Kunj(Old)	Extended Aeration	DJB	-	-	50	30	250	50	5	-	11.10.2024	-	7.40	7.60	408	25	230	10.8	698	62	71	1	2	1	2.4	0.8	24x10^18	11x10^8					
26		3MGD STP Vasant Kunj(New)	Extended Aeration	DJB	-	-	30	20	250	50	5	-	11.10.2024	-	7.30	7.30	370	20	265	12	633	53	89	5	2	1	2	0.4	24x10^18						
27		2.2 MGD STP Delhi Gate-I	Biofor and dansadeg	Degramoent	-	-	15	10	50	5	2	-	17.10.2024	-	7.20	7.40	240	8	225	10.3	472	39	42	3	2	1	2.4	0	24x10^18	24x10^6					
28		15 MGD STP delhi Gate-II	Biofor and dansadeg	Degramoent	-	Chlorination	10	10	50	5	2	230	17.10.2024	-	7.50	7.60	268	6	300	6	394	30	38	2	2	0	2	0	24x10^18	2400					
29		2.2 MGD STP S.H.N	Biofor and dansadeg	Degramoent	-	-	15	10	50	5	2	-	17.10.2024	-	7.30	7.20	284	7	219	6.3	520	54	44	4	3	0	2.8	0	24x10^18	35x10^5					
30	Pappankalan	20MGD Ph-I STP Pappankalan	ASP	SUBHASH INFRA PVT. LTD	-	-	50	30	250	50	5	-	04.12.2024		7.62	7.89	-	-	200	12.5	-	56	35	0	3	2	7.7	0			20×10^7	2700		Dwarka Sector-7, Dwarka Sector 11, Dwarka Sector 16, Dwarka Sector 24,	Palam, Dwarka, Matiala, Mahavir enclave, Dhoolsairas, Bamdoli
31		20MGD Ph-II STP Pappankalan	ASP	VA-TECH WABAG LTD.	Media Filtration	Chlorination	10	10	50	5	2	230	04.12.2024		7.62	7.95	-	-	200	3.8	-	31	35	1	3	2	7.7	0			20×10^7	42			
32		5MGD STP Najafgarh	ASP	Ayaappa Pvt.Ltd.	-	-	50	30	250	50	5	-	30.11.2024	-	7.31	7.80	585	2	350	2	860	-	45	1	5	3	1.86	Nil			93×10^6	93	Plant Under Rehabilitation	25MGD Najafgarh SPS	Najafgarh, Nangli Sakravati, roshanpura
33	Rithala	40MGD Ph-I STP Rithala	ASP	Ms WA TECH BABAG LTD.	Disc Filter	UV	10	10	50	5	2	100	05.12.2024	34.15	7.42	7.64	292	12	157	10	402	38	25	3	4	1	3.6	0.4	_	_	_	_	Plant Under trial run		
34		40MGD Ph-II STP Rithala	ASP	SUEZ India Pvt. Ltd.	Disc Filter	UV	10	10	50	5	2	230	05.12.2024	37.41	7.44	7.66	300	10	165	9	410	34	21	6	4	1	3.2	1.2	_	_	_	_			
35	Rohini Sec-25	15MGD STP Sec-25 Rohini	ASP	Ms Dinesh Chandra Rohini project pvt. Ltd .	-	-	50	30	250	50	5	-	05.12.2024	7.82	7.37	7.41	480	28	231	17	592	80	38	0	6	5	-	-	-	-	-	-			
36	Yamuna Vihar	10MGD Phase-I Yamuna Vihar	ASP	DJB	-	-	50	30	250	50	5	-	05.12.2024	10	7.20	7.40	276	21	179	14	438	40	40	29	4	1	4.4	1.4	24x10^13	75x10^6	14x10^11	9x10^5		Ghonda-I SPS, Ghonda – II SPS Zafrabad SPS, Brahampuri SPS Yamuna Vihar SPS, Ghonda-I SPS Ghonda – II SPS, Zafrabad SPS Brahampuri SPS, Yamuna Vihar SPS	Ghonda,Gamri,Gamri Village, Brahampuri, Ghonda and its adjoining area, Karampuri, Yamuna Vihar and its adjoining area Ghonda,Gamri,Gamri Village,Brahampuri, Ghonda and its adjoining area, Karampuri, Jafrabad and its adjoining area, Gautampuri,Brahampuri and its adjoining area, Karampuri, Yamuna Vihar and its adjoining area,Ghonda,Gamri,Gamri Village, Brahampuri, Ghonda and its adjoining area, Ram Nagar, Shahdara and its adjoining area Yamuna Vihar
37		10MGD Phase-II Yamuna Vihar	ASP(IFAS)	M/s SIPL-RKC JV	Disc Filter	UV	50	30	250	50	5	230	05.12.2024	14.45	7.10	7.50	284	7	184	4	444	14	38	13	4	1	4	1.2	11x10^13	93	16x10^11	54			
38		25 MGD Phase-III Yamuna Vihar	ASP	M/s Joly & joly	-	-	30	20	250	50	5	-	05.12.2024	27.65	7.30	7.60	388	26	216	17	658	58	42	30	5	2	5.6	2.4	24x10^15	21x10^7	19x10^13	16x10^6			

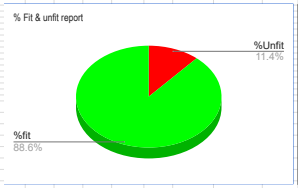

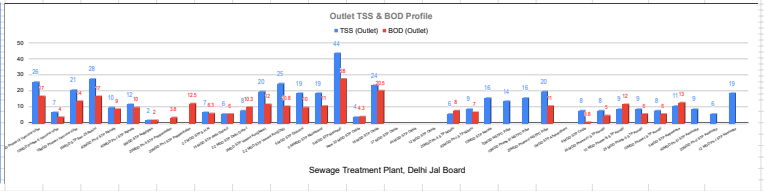

Operational plant	38
Plant Under rehabilitation	4
Plant out of order	3
Outlet Sample collected	35
Plant Under Unfit	4
Plant Under fit	31
%Unfit	11
%fit	89

BDL: Below detection limit

ND: Not Detectable

Plant not meeting standard

Plant under DJB (O&M)	10
Plant under Pvt. (O&M)	28

DELHI JAL BOARD

DAILY ANALYSIS REPORT OF ALL SEWAGE TREATMENT PLANT

DATE OF ANALYSIS : 06.12.2024

S.No.	Lab	Plant	Technology	Operator	Tertiary System	Disinfectent Type	Design Parameter(mg/l) TSS	BOD	COD	Ammonical-N	Phosphate-P	Outlet MPN (F.Coli) 100ml	Date of Analysis	Average Daily Flow (MGD)	pH (inlet)	pH (oulet)	TSS (inlet)	TSS (outlet)	BOD (inlet)	BOD (outlet)	COD (inlet)	COD (outlet)	Ammonical nitrogen (inlet)	Ammonical nitrogen (Outlet)	Ortho phosphate (inlet)	Ortho phosphate (outlet)	Sulphide (inlet)	Sulphide (Outlet)	Inlet MPN (T.Coli) 100ml	Outlet MPN (T.Coli) 100ml	Inlet MPN (F.Coli) 100ml	Outlet MPN (F.Coli) 100ml	Remarks	Feed SPS	Command Area
															-	-	mg/l	mg/l	mg/l	mg/l	mg/l	mg/l	mg/l	mg/l	mg/l	mg/l	mg/l	mg/l							
1	Keshopur	12 MGD Ph-I STP Keshopur	ASP	VA-TECH WABAG LTD.	-	Chlorination	30	20	250	50	5	-	06.12.2024		7.08	7.09	230	14	185	8	402	-	25.5	0	3	4	1.2	0.13	24×10^7	2100	24×10^6	290		Uttam Nagar SPS Pooranguliyar SPS Keshopur ISP	Wst Delhi, Patel Nagar, Moti Nagar, Rajouri Graden, Tilak Nagar, Punjabi Bagh, Delhi Cantt, Janakpuri, Paschim Vihar, Uttam Nagar
2		20MGD Ph-II STP Keshopur	ASP	Ayaappa Pvt.Ltd	-	-	50	30	250	50	5	-	06.12.2024		7.32	7.35	324	6	225	13	642	-	26.5	6	4	1	1.2	Nil	24×10^8	24×10^3	24×10^7	11000	R/S was not available. 20 MGD STP KESHOPUR is under rehabilitation and running with 50% capacity.		
3		40MGD Ph-III STP Keshopur	ASP	Ayaappa Pvt.Ltd	-	-	50	30	250	50	5	-	06.12.2024		7.33	7.50	331	7	255	5	714	-	13	0	4	4	1.2	0.13					under rehabilitation state and running with 50% capacity.		
4		5 MGD STP Kapashera	SBR	TRIVENI	-	UV	10	10	50	5	2	230	30.11.2024	-	6.98	7.27	781	11	450	13	869	-	35	6	6	4	3.7	Nil				11×10^2		Rajokari SPS, Rankpuri SPS, Kapashera SPS, Dundahera SPS	
5	Kondli	10MGD Phase-I STP Kondli	ASP	Triveni Pvt. Ltd	RGF	Chlorination	10	10	50	5	2	230	06.12.2024	10	7.10	7.60	276	12	135	7	400	18	32	4	4	1	5.6	1.2						Preet Vihar, Jagriti Enclave, Geeta Colony, Mandawali, Kalyanpuri, New Kalyanpuri, Dallupura , Gharoli	Geeta Colony SPS,Preet Vihar,Laxmi Nagar, Nirman Vihar, Shakar pur, Swasthya Vihar, Jagat puri, around Radhupalace , Jheel, Gandhi Nagar, Bihar Colny Vishwas Nagar, Surajmal Vihar, Anand Vihar, Vivek Vihar ,Jhilmil Colony, Dilshad Garden, Seemapuri, Mansarover Park, Jagriti Enclave,Geeta Colony area,Indrapasrtha Extn. Mandawali area, Kondli area, Preet Vihar, Vivek Vihar, Vinod Nagar, Chander Vihar, Hasan Pur Depot village/society, Railway Colony,Acharya Niketan, Pandav nagar, Mayur Vihar Ph-I & II, Trilok puri, Khichripur, Kalyanpuri, Kalyanpuri, Shakti Garden, Mandawali SPS, Pelparganj, Himmatpuri, Dallupura Village, Vasundhara Enclave,Kondli Village, Gharoli Village, Gharoli Dairy, mayur Vihar Ph-III, Sapera Basti, Papar Market, etc.
6		25 MGD Phase-II STP Kondli	ASP	Triveni Pvt. Ltd	RGF	Chlorination	10	10	50	5	2	230	06.12.2024	25	7.10	7.50	276	8	135	5	400	10	32	3	4	2	5.6	0.8							
7		10 MGD Phase-III STP Kondli	ASP	Triveni Pvt. Ltd	RGF	Chlorination	10	10	50	5	2	230	06.12.2024	10	7.10	7.50	276	8	135	5	400	10	32	3	4	2	5.6	0.8					-		
8		45 MGD Phase-IV STP Kondli	ASP(IFAS)	Ayaappa Pvt.Ltd	Disc Filter	UV	10	10	50	5	2	230	06.12.2024	45	7.00	7.60	282	9	145	6	430	15	30	5	3	1	5.2	0.8							
9		9 MGD STP Chilla	Combtreat-ISBR	HNB Engineers		Chlorination	10	10	50	5	2	230	07.10.2024	9	6.80	7.30	354	8	138	0.8	424	14	35	1	4	2	6.8	Nil						Ghazipur drain	
10		1MGD STP Akshardham	MBR	M/s Toshiba Water Solution Pvt. Ltd.	Membrane Filtration	Chlorination	1	2	50	5	2	230	16.09.2024	1	6.90	7.60	310	BDL	140	BDL	390	6	32	Nil	3	Nil	6.4	Nil	11×10^17	150				Akshardham SPS	Sporta Complex
11	N.S.T.P.C.Pillar	20MGD Phase-II NSTPC Pillar	ASP	DRA Infracom Pvt.Ltd.	-	UV (Not Started)	50	30	250	50	5	-	06.12.2024	4	6.90	7.20	420	19	313	11	639	29	19	1	2	1	2.7	0.8					Half stream of plant is Under Rehabilitation		
12		10MGD Phase-III NSTPC Pillar	ASP	DRA Infracom Pvt.Ltd.	-	UV (Not Started)	50	30	250	50	5	-	06.12.2024	2.5	6.80	7.30	306	15	242	10	362	39	27	1	2	1	2.2	0.9							
13		70MGD NSTPC Pillar	ASP	L&T Construction and PASSAVANT (JV)	-	Chlorination	10	10	50	5	2	230	06.12.2024	34.8	7.00	7.20	294	07	176	04	728	21	32	0	3	2	3.6	0.9					Poly dosing		
14		10MGD STP Narela	ASP	DRA Infracom Pvt. Ltd.	-	UV (Not Started)	50	30	250	50	5	-	06.12.2024	5.4	7.20	7.40	194	11	127	07	278	29	37	1	2	3	4.6	1.7							
15	Nilothi	40MGD Ph-I STP Nilothi	ASP	SUBHASH INFRA PVT. LTD	-	-	50	30	250	50	5	-	06.12.2024		7.50	7.90	238	4	190	16	508	-	28	20	3	3	1.4	Nil			2400×10^7	2400+	under rehabilitation state and running with 50% capacity.	Prahlbha SPS, Bakkarwala SPS, Sayyad nangloi SPS	
16		20MGD Ph-II STP Nilothi	ASP	VEOLIA INDIA	Disc Filter	Chlorination	10	10	50	5	2	230	06.12.2024		7.40	7.70	264	6	195	13	596	-	32	10	3	1	1.2	Nil			24×10^6	2400+		DDA SPS,IST New SPS, Sayyed nangloi SPS	
17	Okhla	12 MGD STP Okhla	ASP	DJB			50	30	250	50	5	-	-	-	-	-	-	-	-	-	-	-	-	-	-	-	-	-	-	-	-	-	Plant not in operation	Kilokri, Ring Road, Andrew Ganj, Pragati Vihar, Sarita Vihar, Tughlakabad, Batla Houses, Jasola Vihar, East of Kailash, Sukhdev Vihar, Modi Mill – 1, Modi Mill – 1, Sarita Vihar A- Block, Okhla Vihar, Tehkhand SPS, Tigri SPS	Kilokri, Ring Road, Andrew Ganj, Pragati Vihar, Sarita Vihar, Tughlakabad, Batla Houses, Jasola Vihar, East of Kailash, Sukhdev Vihar, Modi Mill – 1, Modi Mill – 1, Sarita Vihar A- Block, Okhla Vihar, Tehkhand SPS, Tigri SPS
18		45 MGD STP Okhla	ASP	DJB	-	-	50	30	250	50	5	-	-	-	-	-	-	-	-	-	-	-	-	-	-	-	-	-	-	-	-	-	Plant not in operation		
19		37 MGD STP Okhla	ASP	DJB	-	-	50	30	250	50	5	-	-	-	-	-	-	-	-	-	-	-	-	-	-	-	-	-	-	-	-	-	Plant not in operation		
20		16 MGD STP Okhla	ASP	DJB	-	-	50	30	250	50	5	-	22.11.2024	-	7.10	7.50	170	24	220	20.5	-	-	42	32	2	1			28×10^10				PAC Dosing		
21		New 30 MGD STP Okhla	ASP	SUEZ India Pvt. Ltd.	-	-	10	10	50	5	2	-	21.11.2024	-	6.90	7.60	220	4	100	4.3	-	-	401	1	3	0			35×10^12	<1.8					
22		5 MGD STP Mehrauli	Extended Aeration	DJB	-	-	50	30	250	50	5	-	11.10.2024	-	7.30	7.60	490	44	260	28	690	110	21	24	2	1	2.8	1.2	24×10^18	24×10^10					
23		0.66MGD STP Molarband	Fluidized Aerobic Bed	DJB	-	-	30	20	250	50	5	-	15.08.2024	-	7.20	7.40	556	19	320	11	770	45	43	34	2	1	6.8	0.4	24×10^18	93					
24		5 MGD STP Ghitorini	ASP	DJB	-	-	30	20	250	50	5	-	17.10.2024	-	7.60	7.30	284	19	260	10	519	46	200	0	3	1	2.4	0.4							
25		2.2 MGD STP Vasant Kunj(Old)	Extended Aeration	DJB	-	-	50	30	250	50	5	-	11.10.2024	-	7.40	7.60	408	25	230	10.8	698	62	71	1	2	1	2.4	0.8	24×10^18	11×10^8					
26		3MGD STP Vasant Kunj(New)	Extended Aeration	DJB	-	-	30	20	250	50	5	-	11.10.2024	-	7.30	7.30	370	20	265	12	633	53	89	5	2	1	2	0.4	24×10^18						
27		2.2 MGD STP Delhi Gate-I	Biofor and dansadeg	Degramoent	-	-	15	10	50	5	2	-	17.10.2024	-	7.20	7.40	240	8	225	10.3	472	39	42	3	2	1	2.4	0	24×10^18	24×10^6					
28		15 MGD STP delhi Gate-II	Biofor and dansadeg	Degramoent	-	Chlorination	10	10	50	5	2	230	17.10.2024	-	7.50	7.60	268	6	300	6	394	30	38	2	2	0	2	0	24×10^18	2400					
29		2.2 MGD STP S.H.N	Biofor and dansadeg	Degramoent	-	-	15	10	50	5	2	-	17.10.2024	-	7.30	7.20	284	7	219	6.3	520	54	44	4	3	0	2.8	0	24×10^18	35×10^5					
30	Pappankalan	20MGD Ph-I STP Pappankalan	ASP	SUBHASH INFRA PVT. LTD	-	-	50	30	250	50	5	-	06.17.2024		7.55	7.86	334	13	180	9	442	54	35	0	3	2	4.1	0						Dwarka Sector-7, Dwarka Sector 11, Dwarka Sector 16, Dwarka Sector 24,	Palam, Dwarka, Matiala, Mahavir enclave, Dhoolsairas, Bamdoli
31		20MGD Ph-II STP Pappankalan	ASP	VA-TECH WABAG LTD.	Media Filtration	Chlorination	10	10	50	5	2	230	06.12.2024		7.55	7.89	334	6	180	5	442	21	35	1	3	2	4.1	0							
32		5MGD STP Najafgarh	ASP	Ayaappa Pvt.Ltd.	-	-	50	30	250	50	5	-	30.11.2024	-	7.31	7.80	585	2	350	2	860	-	45	1	5	3	1.86	Nil			93×10^6	93	Plant Under Rehabilitation	25MGD Najafgarh SPS	Najafgarh, Nangli Sakravati, roshanpura
33	Rithala	40MGD Ph-I STP Rithala	ASP	Ms WA TECH BABAG LTD.	Disc Filter	UV	10	10	50	5	2	100	06.12.2024	36.07	7.41	7.66	332	10	180	9	448	35	26	4	4	1	2.8	0.8	-	-	24 X 10^8+	1100	Plant Under trial run		
34		40MGD Ph-II STP Rithala	ASP	SUEZ India Pvt. Ltd.	Disc Filter	UV	10	10	50	5	2	230	06.12.2024	37.29	7.45	7.68	340	8	185	7	456	32	23	7	4	1	2.4	0.4	-	-	24 X 10^8+	95			
35	Rohini Sec-25	15MGD STP Sec-25 Rohini	ASP	Ms Dinesh Chandra Rohini project pvt. Ltd .	-	-	50	30	250	50	5	-	06.12.2024	9.55	7.46	7.50	228	21	138	11	344	56	35	0	4	4	-	-	-	-	24×10^7+	11x10^6			
36	Yamuna Vihar	10MGD Phase-I Yamuna Vihar	ASP	DJB	-	-	50	30	250	50	5	-	06.12.2024	10.1	7.20	7.50	292	17	194	12	452	38	38	28	4	1	4	1.2	29x10^12	12x10^6	16x10^11	11x10^5		Ghonda-I SPS, Ghonda – II SPS Zafrabad SPS, Brahampuri SPS Yamuna Vihar SPS, Ghonda-I SPS Ghonda – II SPS, Zafrabad SPS Brahampuri SPS, Yamuna Vihar SPS	Ghonda,Gamri,Gamri Village, Brahampuri, Ghonda and its adjoining area, Kardampuri, Yamuna Vihar and its adjoining area Ghonda,Gamri,Gamri Village,Brahampuri, Ghonda and its adjoining area, Zafrabad and its adjoining area, Gautampuri,Brahampuri and its adjoining area, Kardampuri, Yamuna Vihar and its adjoining area,Ghonda,Gamri,Gamri Village, Brahampuri, Ghonda and its adjoining area, Ram Nagar, Shahdara and its adjoining area Yamuna Vihar
37		10MGD Phase-II Yamuna Vihar	ASP(IFAS)	M/s SIPL-RKC JV	Disc Filter	UV	50	30	250	50	5	230	06.12.2024	15.36	7.30	7.60	344	8	216	4	564	16	34	10	4	1	3.8	1	21x10^12	210	14x10^11	75			
38		25 MGD Phase-III Yamuna Vihar	ASP	M/s Joly & joly	-	-	30	20	250	50	5	-	06.12.2024	28.21	7.20	7.50	464	25	260	16	762	52	40	32	4	2	5	2.2	11x10^15	29x10^7	21x10^13	16x10^6			

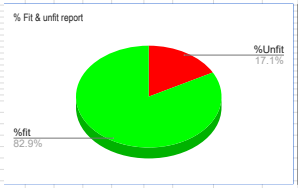

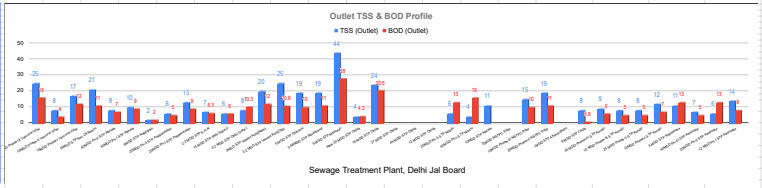

Operational plant	38
Plant Under rehabilitation	4
Plant out of order	3
Outlet Sample collected	35
Plant Under Unfit	6
Plant Under fit	29
%Unfit	17
%fit	83

BDL: Below detection limit	
ND: Not Detectable	
	Plant not meeting standard
Plant under DJB (O&M)	10
Plant under Pvt. (O&M)	28

DELHI JAL BOARD

DAILY ANALYSIS REPORT OF ALL SEWAGE TREATMENT PLANT

DATE OF ANALYSIS : 07.12.2024

S.No.	Lab	Plant	Technology	Operator	Tertiary System	Disinfectent Type	Design Parameter(mg/l) TSS	BOD	COD	Ammonical-N	Phosphate-P	Outlet MPN (F.Coli) 100ml	Date of Analysis	Average Daily Flow (MGD)	pH (inlet) -	pH (oulet) -	TSS (inlet) mg/l	TSS (outlet) mg/l	BOD (inlet) mg/l	BOD (outlet) mg/l	COD (inlet) mg/l	COD (outlet) mg/l	Ammonical nitrogen (Inlet) mg/l	Ammonical nitrogen (Outlet) mg/l	Ortho phosphate (inlet) mg/l	Ortho phosphate (outlet) mg/l	Sulphide (Inlet) mg/l	Sulphide (Outlet) mg/l	Inlet MPN (T.Coli) 100ml	Outlet MPN (T.Coli) 100ml	Inlet MPN (F.Coli) 100ml	Outlet MPN (F.Coli) 100ml	Remarks	Feed SPS	Command Area
1	Keshopur	12 MGD Ph-I STP Keshopur	ASP	VA-TECH WABAG LTD.	-	Chlorination	30	20	250	50	5	-	07.12.2024		7.37	7.20	137	16	115	3	238	-	21	1	3	4	0.4	0.3						Uttam Nagar SPS Pooseingpur-I SPS Keshopur ISP	Wst Delhi, Patel Nagar, Moti Nagar, Rajouri Graden, Tilak Nagar, Punjabi Bagh, Delhi Cantt, Janakpuri, Paschim Vihar, Uttam Nagar
2		20MGD Ph-II STP Keshopur	ASP	Ayaappa Pvt.Ltd	-	-	50	30	250	50	5	-	07.12.2024		7.36	7.27	328	8	225	9	564	-	23.5	5	4	1	0.9	Nil					R/S was not available. 20 MGD STP KESHOPUR is under rehabilitation and running with 50% capacity.		
3		40MGD Ph-III STP Keshopur	ASP	Ayaappa Pvt.Ltd	-	-	50	30	250	50	5	-	07.12.2024		7.35	7.43	306	6	300	5	577	-	16.5	0	4	5	1.1	Nil					under rehabilitation state and running with 50% capacity.		
4		5 MGD STP Kapashera	SBR	TRIVENI	-	UV	10	10	50	5	2	230	07.12.2024		7.34	7.40	467	3	302	2	302	-	22	0	3	3	0.9	Nil						Rajokari SPS, Rankpuri SPS, Kapashera SPS, Dundahera SPS	
5	Kondli	10MGD Phase-I STP Kondli	ASP	Triveni Pvt. Ltd	RGF	Chlorination	10	10	50	5	2	230	07.12.2024	10	7.00	7.40	296	12	138	8	410	22	30	5	4	2	6.4	1.6						Preet Vihar, Jagriti Enclave, Geeta Colony, Mandawali, Kalyanpuri, New Kalyanpuri, Dallupura , Gharoli	Geeta Colony SPS,Preet Vihar,Laxmi Nagar, Nirman Vihar, Shaker par, Swasthya Vihar, Jagat puri, around Rudhupalace, Jheel, Gandhi Nagar, Bihar Colny Vishwas Nagar, Surajmal Vihar, Anand Vihar, Vivek Vihar, Jhilmil Colony, Dallupura, Preet Vihar, Karkardooma Court, Jagriti Enclave Geeta Colony area,Indraprastha Eco Societies, Mandawali, Pandav Nagar, Sooth Ganesh Nagar, Chander Vihar, Hasan Pur Depot villagebrickolly, Railway Colony,Acharya Niketan, Pandav nagar, Mayur Vihar Ph-I & II, Tribik puri, Khichripur, Kalyanvas, Kalyanpuri, Shashi Garden, Mandawali SPS, Pelipergarj, Himmatpuri, Dallupura Village, Vasundhara Enclave,Kondli Village, Gharoli Village, Gharoli Dairy, mayur Vihar Ph-III, Sagara Basti, Pepsi Market, etc.
6		25 MGD Phase-II STP Kondli	ASP	Triveni Pvt. Ltd	RGF	Chlorination	10	10	50	5	2	230	07.12.2024	25	7.00	7.50	296	9	138	7	410	15	30	3	4	1	6.4	Nil							
7		10 MGD Phase-III STP Kondli	ASP	Triveni Pvt. Ltd	RGF	Chlorination	10	10	50	5	2	230	07.12.2024	10	7.00	7.50	296	9	138	7	410	15	30	3	4	1	6.4	Nil					-		
8		45 MGD Phase-IV STP Kondli	ASP(IFAS)	Ayaappa Pvt.Ltd	Disc Filter	UV	10	10	50	5	2	230	07.12.2024	45	7.10	7.60	304	8	147	5	450	10	32	6	4	1	6	Nil							
9		9 MGD STP Chilla	Combitreat-ISBR	HNB Engineers		Chlorination	10	10	50	5	2	230	07.10.2024	9	6.80	7.30	354	8	138	0.8	424	14	35	1	4	2	6.8	Nil						Ghazipur drain	
10		1MGD STP Akshardham	MBR	M/s Toshiba Water Solution Pvt. Ltd.	Membrane Filtration	Chlorination	1	2	50	5	2	230	16.09.2024	1	6.90	7.60	310	BDL	140	BDL	390	6	32	Nil	3	Nil	6.4	Nil	11×10^17	150				Akshardham SPS	Sports Complex
11	N.S.T.P.C.Pillar	30MGD Phase-II NSTPC Pillar	ASP	DRA Infracom Pvt.Ltd.	-	UV (Not Started)	50	30	250	50	5	-	07.12.2024	4	6.80	7.30	370	21	134	13	462	32	18	1	2	1	2.4	0.9					Half stream of plant is Under Rehabilitation		
12		10MGD Phase-III NSTPC Pillar	ASP	DRA Infracom Pvt.Ltd.	-	UV (Not Started)	50	30	250	50	5	-	07.12.2024	2.5	6.90	7.10	288	17	112	10	374	26	27	1	2	1	2	0.8							
13		70MGD NSTPC Pillar	ASP	L&T Construction and PASSAVANT (JV)	-	Chlorination	10	10	50	5	2	230	07.12.2024	33.4	7.00	7.50	320	09	127	04	519	18	34	1	3	2	3.8	0.6					Poly dosing		
14		10MGD STP Narela	ASP	DRA Infracom Pvt. Ltd.	-	UV (Not Started)	50	30	250	50	5	-	06.12.2024	5.4	7.20	7.40	194	11	127	07	278	29	37	1	2	3	4.6	1.7							
15	Nilothi	40MGD Ph-I STP Nilothi	ASP	SUBHASH INFRA PVT. LTD	-	-	50	30	250	50	5	-	07.12.2024		7.60	7.97	390	12	170	18	678	-	30	18	4	2	1.2	Nil					under rehabilitation state and running with 50% capacity.	Pratibha SPS, Bakkerwala SPS, Sayyad nangloi SPS	
16		20MGD Ph-II STP Nilothi	ASP	VEOLIA INDIA	Disc Filter	Chlorination	10	10	50	5	2	230	07.12.2024		7.50	7.76	256	5	140	10	584	-	28	12	3	1	1.3	Nil						DDA SPS,IST New SPS, Sayyad nangloi SPS	
17	Okhla	12 MGD STP Okhla	ASP	DJB			50	30	250	50	5	-	-	-	-	-	-	-	-	-	-	-	-	-	-	-	-	-	-	-	-	-	Plant not in operation	Kilokri, Ring Road, Andrews Ganj, Pragati Vihar, Sarita Vihar, Tuglakabad, Batla House, Jasola Vihar, East of Kailash, Sukhdev Vihar, Modi Mill – 1, Modi Mill – 1, Sarita Vihar A- Block, Okhla Vihar, Tehkhand SPS, Tigri SPS	Kilokri, Ring Road, Andrews Ganj, Pragati Vihar, Sarita Vihar, Tuglakabad, Batla House, Jasola Vihar, East of Kailash, Sukhdev Vihar, Modi Mill – 1, Modi Mill – 1, Sarita Vihar A- Block, Okhla Vihar, Tehkhand SPS, Tigri SPS
18		45 MGD STP Okhla	ASP	DJB	-	-	50	30	250	50	5	-	-	-	-	-	-	-	-	-	-	-	-	-	-	-	-	-	-	-	-	-	Plant not in operation		
19		37 MGD STP Okhla	ASP	DJB	-	-	50	30	250	50	5	-	-	-	-	-	-	-	-	-	-	-	-	-	-	-	-	-	-	-	-	-	Plant not in operation		
20		16 MGD STP Okhla	ASP	DJB	-	-	50	30	250	50	5	-	07.12.2024		7.40	7.60	154	08	153	5	-	-	42	3	3	2			28x10^10				PAC Dosing		
21		New 30 MGD STP Okhla	ASP	SUEZ India Pvt. Ltd.	-	-	10	10	50	5	2	-	07.12.2024		7.30	7.60	18	4	160	5	-	-	44	1	3	2			35x10^12	<1.8					
22		5 MGD STP Mehrauli	Extended Aeration	DJB	-	-	50	30	250	50	5	-	11.10.2024	-	7.30	7.60	490	44	260	28	690	110	21	24	2	1	2.8	1.2	24x10^18	24x10^10					
23		9.66MGD STP Molarband	Fluidized Aerobic Bed	DJB	-	-	30	20	250	50	5	-	15.08.2024	-	7.20	7.40	556	19	320	11	770	45	43	34	2	1	6.8	0.4	24x10^18	93					
24		5 MGD STP Ghitorini	ASP	DJB	-	-	30	20	250	50	5	-	17.10.2024	-	7.60	7.30	284	19	260	10	519	46	200	0	3	1	2.4	0.4							
25		2.2 MGD STP Vasant Kunj(Old)	Extended Aeration	DJB	-	-	50	30	250	50	5	-	11.10.2024	-	7.40	7.60	408	25	230	10.8	698	62	71	1	2	1	2.4	0.8	24x10^18	11x10^8					
26		3MGD STP Vasant Kunj(New)	Extended Aeration	DJB	-	-	30	20	250	50	5	-	11.10.2024	-	7.30	7.30	370	20	265	12	633	53	89	5	2	1	2	0.4	24x10^18						
27		2.2 MGD STP Delhi Gate-I	Biofor and dansadeg	Degramoent	-	-	15	10	50	5	2	-	17.10.2024	-	7.20	7.40	240	8	225	10.3	472	39	42	3	2	1	2.4	0	24x10^18	24x10^6					
28		15 MGD STP delhi Gate-II	Biofor and dansadeg	Degramoent	-	Chlorination	10	10	50	5	2	230	17.10.2024	-	7.50	7.60	268	6	300	6	394	30	38	2	2	0	2	0	24x10^18	2400					
29		2.2 MGD STP S.H.N	Biofor and dansadeg	Degramoent	-	-	15	10	50	5	2	-	17.10.2024	-	7.30	7.20	284	7	219	6.3	520	54	44	4	3	0	2.8	0	24x10^18	35x10^5					
30	Pappankalan	20MGD Ph-I STP Pappankalan	ASP	SUBHASH INFRA PVT. LTD	-	-	50	30	250	50	5	-	07.12.2024		7.68	7.83	280	17	190	11.5	414	51	38	0	3	2	4.3	Nil						Dwarka Sector-7, Dwarka Sector 11, Dwarka Sector 16, Dwarka Sector 24,	Palam, Dwarka, Matiala, Mahavir enclave, Dhoolsiaries, Biamdoli
31		20MGD Ph-II STP Pappankalan	ASP	VA-TECH WABAG LTD.	Media Filtration	Chlorination	10	10	50	5	2	230	07.12.2024		7.68	7.84	280	8	190	5	414	36	38	2	3	2	4.3	Nil							
32		5MGD STP Najafgarh	ASP	Ayaappa Pvt.Ltd.	-	-	50	30	250	50	5	-	07.12.2024		7.10	7.55	2512	7	900	6	2265	-	35	1	5	3	2.3	Nil					Plant Under Rehabilitation	25MGD Najafgarh SPS	Najafgarh, Nangli Sakravati, roshanpura
33	Rithala	40MGD Ph-I STP Rithala	ASP	Ms WA TECH BABAG LTD.	Disc Filter	UV	10	10	50	5	2	100	07.12.2024	33.92	7.44	7.65	376	11	192	10	480	33	26	3	4	1	2.4	0.4	-	-	-	-	Plant Under trial run		
34		40MGD Ph-II STP Rithala	ASP	SUEZ India Pvt. Ltd.	Disc Filter	UV	10	10	50	5	2	230	07.12.2024	37.4	7.42	7.67	380	9	195	8	484	31	35	6	4	1	3.2	0.8	-	-	-	-			
35	Rohini Sec-25	15MGD STP Sec-25 Rohini	ASP	Ms Dinesh Chandra Rohini project pvt. Ltd .	-	-	50	30	250	50	5	-	07.12.2024	8.39	7.40	7.45	356	25	185	15	464	72	40	0	5	4	-	-	-	-		-			
36	Yamuna Vihar	10MGD Phase-I Yamuna Vihar	ASP	DJB	-	-	50	30	250	50	5	-	07.12.2024	9.97	7.20	7.40	280	16	166	11	478	30	39	30	4	1	4.6	1.6	29x10^12	12x10^6	16x10^11	11x10^5		Ghonda-I SPS, Ghonda – II SPS Zafrabad SPS, Brahampuri SPS Yamuna Vihar SPS, Ghonda-I SPS Ghonda – II SPS, Zafrabad SPS Brahampuri SPS, Yamuna Vihar SPS	Ghonda,Gamri,Gamri Village, Brahampuri, Ghonda and its adjoining area. Zafrabad and its adjoining area, Gautampuri,Brahampuri and its adjoining area, Kardampuri, Yamuna Vihar and its adjoining area Ghonda,Gamri,Gamri Village,Brahampuri, Ghonda and its adjoining area. Zafrabad and its adjoining area, Gautampuri,Brahampuri and its adjoining area, Kardampuri, Yamuna Vihar and its adjoining area Ghonda,Gamri,Gamri Village,Brahampuri, Ghonda and its adjoining area, Ram Nagar, Bhalswa and its adjoining area.Yamuna Vihar
37		10MGD Phase-II Yamuna Vihar	ASP(IFAS)	M/s SIPL-RKC JV	Disc Filter	UV	50	30	250	50	5	230	07.12.2024	15.17	7.30	7.60	316	7	196	3	540	14	40	13	5	1	4.2	1.4	21x10^12	210	14x10^11	75			
38		25 MGD Phase-III Yamuna Vihar	ASP	M/s Joly & joly	-	-	30	20	250	50	5	-	07.12.2024	27.55	7.40	7.60	428	27	227	18	738	54	42	32	5	2	5.6	2.4	11x10^15	29x10^7	21x10^13	16x10^6			

	Plant not meeting standard as per paint parameter	BDL: Below detection limit
	Plant not meeting standard as per DPCC norms	ND: Not Detectable

Operational plant	38	Plant under DJB (O&M)	10
Plant Under rehabilitation	4	Plant under Pvt. (O&M)	28
Plant out of order	3		
Outlet Sample collected	35		
Plant Under Unfit	6		
Plant Under fit	29		
Plant unfit as per DCPP norms	15		
%Unfit	17		
%fit	83		

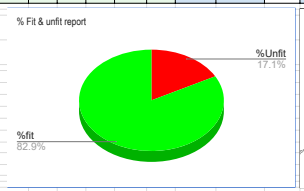

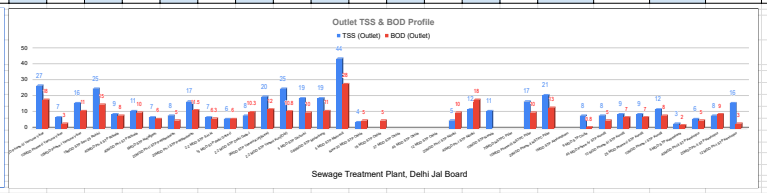

DELHI JAL BOARD

DAILY ANALYSIS REPORT OF ALL SEWAGE TREATMENT PLANT

DATE OF ANALYSIS : 08.12.2024

S.No.	Lab	Plant	Technology	Operator	Tertiary System	Disinfectent Type	Design Parameter(mg/l) TSS	BOD	COD	Ammonical-N	Phosphate-P	Outlet MPN (F.Coli) 100ml	Date of Analysis	Average Daily Flow (MGD)	pH (inlet) -	pH (oulet) -	TSS (inlet) mg/l	TSS (outlet) mg/l	BOD (inlet) mg/l	BOD (outlet) mg/l	COD (inlet) mg/l	COD (outlet) mg/l	Ammonical nitrogen (inlet) mg/l	Ammonical nitrogen (Outlet) mg/l	Ortho phosphate (inlet) mg/l	Ortho phosphate (outlet) mg/l	Sulphide (Inlet) mg/l	Sulphide (Outlet) mg/l	Inlet MPN (T.Coli) 100ml	Outlet MPN (T.Coli) 100ml	Inlet MPN (F.Coli) 100ml	Outlet MPN (F.Coli) 100ml	Remarks	Feed SPS	Command Area
1	Keshopur	12 MGD Ph-I STP Keshopur	ASP	VA-TECH WABAG LTD.	-	Chlorination	30	20	250	50	5	-	07.12.2024		7.37	7.20	137	16	115	3	238	-	21	1	3	4	0.4	0.3						Uttam Nagar SPS Pooseingkour SPS Keshopur ISP	Wist Delhi, Patel Nagar, Moti Nagar, Rajouri Graden, Tilak Nagar, Punjabi Bagh, Delhi Cantt, Janakpuri, Paschim Vihar, Uttam Nagar
2		20MGD Ph-II STP Keshopur	ASP	Ayaappa Pvt.Ltd	-	-	50	30	250	50	5	-	07.12.2024		7.36	7.27	328	8	225	9	564	-	23.5	5	4	1	0.9	Nil					Plant is under rehabilitation and running with 50% capacity.		
3		40MGD Ph-III STP Keshopur	ASP	Ayaappa Pvt.Ltd	-	-	50	30	250	50	5	-	07.12.2024		7.35	7.43	306	6	300	5	577	-	16.5	0	4	5	1.1	Nil					under rehabilitation state and running with 50% capacity.		
4		5 MGD STP Kapashera	SBR	TRIVENI	-	UV	10	10	50	5	2	230	07.12.2024		7.34	7.40	467	3	302	2	302	-	22	0	3	3	0.9	Nil						Rajokari SPS, Rankpuri SPS, Kapashera SPS, Dundahera SPS	
5	Kondli	10MGD Phase-I STP Kondli	ASP	Triveni Pvt. Ltd	RGF	Chlorination	10	10	50	5	2	230	08.12.2024	10	7.00	7.50	302	9	140	6	420	20	28	4	3	1	5.6	0.8						Preet Vihar, Jagriti Enclave, Geeta Colony, Mandawali, Kalyanpuri, New Kalyanpuri, Dallupura , Gharoli	Geeta Colony SPS,Preet Vihar,Laxmi Nagar, Nirman Vihar, Shaker par, Swasthya Vihar, Jagat puri, around Rudhupalace, Jwal, Gandhi Nagar, Bihar Colny Vishwas Nagar, Surajmal Vihar, Anand Vihar, Vivek Vihar, Jhilmil Colony, Dallupura, Preet Vihar, Karkardooma Court, Jagriti Enclave Geeta Colony area,Indraprastha Eco Societies, Mandawali, Pandav Nagar, Sooth Ganesh Nagar, Chander Vihar, Hasan Pur Depot villagekondaly, Railway Colony,Acharya Niketan, Pandav nagar, Mayur Vihar Ph-I & II, Tribik puri, Khichripur, Kalyanpuri, Kalyanpuri, Shashi Garden, Mandawali SPS, Patparganj, Himmatpuri, Dallupura Village, Vasundhara Enclave,Kondli Village, Gharoli Village, Gharoli Dairy, mayur Vihar Ph-III, Sapera Basti, Pepsi Market, etc.
6		25 MGD Phase-II STP Kondli	ASP	Triveni Pvt. Ltd	RGF	Chlorination	10	10	50	5	2	230	08.12.2024	25	7.00	7.60	302	8	140	5	420	13	28	2	3	1	5.6	Nil							
7		10 MGD Phase-III STP Kondli	ASP	Triveni Pvt. Ltd	RGF	Chlorination	10	10	50	5	2	230	08.12.2024	10	7.00	7.60	302	8	140	5	420	13	28	2	3	1	5.6	Nil					-		
8		45 MGD Phase-IV STP Kondli	ASP(IFAS)	Ayaappa Pvt.Ltd	Disc Filter	UV	10	10	50	5	2	230	08.12.2024	45	7.10	7.60	296	9	142	6	430	15	30	5	3	1	6	Nil							
9		9 MGD STP Chilla	Combitreat-ISBR	HNB Engineers		Chlorination	10	10	50	5	2	230	07.10.2024	9	6.80	7.30	354	8	138	0.8	424	14	35	1	4	2	6.8	Nil						Ghazipur drain	
10		1MGD STP Akshardham	MBR	M/s Toshiba Water Solution Pvt. Ltd.	Membrane Filtration	Chlorination	1	2	50	5	2	230	16.09.2024	1	6.90	7.60	310	BDL	140	BDL	390	6	32	Nil	3	Nil	6.4	Nil	11×10^17	150				Akshardham SPS	Sports Complex
11	N.S.T.P.C.Pillar	20MGD Phase-II NSTPC Pillar	ASP	DRA Infracom Pvt.Ltd.	-	UV (Not Started)	50	30	250	50	5	-	07.12.2024	4	6.80	7.40	396	18	192	07	476	30	19	1	2	1	2.5	0.9					Half stream of plant is Under Rehabilitation		
12		10MGD Phase-III NSTPC Pillar	ASP	DRA Infracom Pvt.Ltd.	-	UV (Not Started)	50	30	250	50	5	-	08.12.2024	2.5	7.00	7.30	308	16	189	06	392	25	25	1	2	1	2	0.9							
13		70MGD NSTPC Pillar	ASP	L&T Construction and PASSAVANT (JV)	-	Chlorination	10	10	50	5	2	230	08.12.2024	31.7	7.10	7.40	284	09	123	04	670	20	30	0	3	2	3	0.4					Poly dosing		
14		10MGD STP Narela	ASP	DRA Infracom Pvt. Ltd.	-	UV (Not Started)	50	30	250	50	5	-	06.12.2024	5.4	7.20	7.40	194	11	127	07	278	29	37	1	2	3	4.6	1.7							
15	Nilothi	40MGD Ph-I STP Nilothi	ASP	SUBHASH INFRA PVT. LTD	-	-	50	30	250	50	5	-	07.12.2024		7.60	7.97	390	12	170	18	678	-	30	18	4	2	1.2	Nil					under rehabilitation state and running with 50% capacity.	Pratibha SPS, Bakkerwala SPS, Sayyad nangloi SPS	
16		20MGD Ph-II STP Nilothi	ASP	VEOLIA INDIA	Disc Filter	Chlorination	10	10	50	5	2	230	07.12.2024		7.50	7.76	256	5	140	10	584	-	28	12	3	1	1.3	Nil						DDA SPS,IST New SPS, Sayyad nangloi SPS	
17	Okhla	12 MGD STP Okhla	ASP	DJB	-	-	50	30	250	50	5	-	-	-	-	-	-	-	-	-	-	-	-	-	-	-	-	-	-	-	-	-	Plant not in operation	Kilokri, Ring Road, Andrew Ganj, Pragati Vihar, Sarita Vihar, Tuglakabad, Batla House, Jasola Vihar, East of Kailash, Sukhdev Vihar, Modi Mill – 1, Modi Mill – 1, Sarita Vihar A- Block, Okhla Vihar, Tehkhand SPS, Tigri SPS	Kilokri, Ring Road, Andrew Ganj, Pragati Vihar, Sarita Vihar, Tuglakabad, Batla House, Jasola Vihar, East of Kailash, Sukhdev Vihar, Modi Mill – 1, Modi Mill – 1, Sarita Vihar A- Block, Okhla Vihar, Tehkhand SPS, Tigri SPS
18		45 MGD STP Okhla	ASP	DJB	-	-	50	30	250	50	5	-	-	-	-	-	-	-	-	-	-	-	-	-	-	-	-	-	-	-	-	-	Plant not in operation		
19		37 MGD STP Okhla	ASP	DJB	-	-	50	30	250	50	5	-	-	-	-	-	-	-	-	-	-	-	-	-	-	-	-	-	-	-	-	-	Plant not in operation		
20		16 MGD STP Okhla	ASP	DJB	-	-	50	30	250	50	5	-	07.12.2024		7.40	7.60	154	08	153	5	-	-	42	3	3	2			28x10^10				PAC Dosing		
21		New 30 MGD STP Okhla	ASP	SUEZ India Pvt. Ltd.	-	-	10	10	50	5	2	-	07.12.2024		7.30	7.60	18	4	160	5	-	-	44	1	3	2			35x10^12	<1.8					
22		5 MGD STP Mehrauli	Extended Aeration	DJB	-	-	50	30	250	50	5	-	11.10.2024	-	7.30	7.60	490	44	260	28	690	110	21	24	2	1	2.8	1.2	24x10^18	24x10^10					
23		9.66MGD STP Molarband	Fluidized Aerobic Bed	DJB	-	-	30	20	250	50	5	-	15.08.2024	-	7.20	7.40	556	19	320	11	770	45	43	34	2	1	6.8	0.4	24x10^18	93					
24		5 MGD STP Ghitorini	ASP	DJB	-	-	30	20	250	50	5	-	17.10.2024	-	7.60	7.30	284	19	260	10	519	46	200	0	3	1	2.4	0.4							
25		2.2 MGD STP Vasant Kunj(Old)	Extended Aeration	DJB	-	-	50	30	250	50	5	-	11.10.2024	-	7.40	7.60	408	25	230	10.8	698	62	71	1	2	1	2.4	0.8	24x10^18	11x10^8					
26		9MGD STP Vasant Kunj(New)	Extended Aeration	DJB	-	-	30	20	250	50	5	-	11.10.2024	-	7.30	7.30	370	20	265	12	633	53	89	5	2	1	2	0.4	24x10^18						
27		2.2 MGD STP Delhi Gate-I	Biofor and dansadeg	Degramoent	-	-	15	10	50	5	2	-	17.10.2024	-	7.20	7.40	240	8	225	10.3	472	39	42	3	2	1	2.4	0	24x10^18	24x10^6					
28		15 MGD STP delhi Gate-II	Biofor and dansadeg	Degramoent	-	Chlorination	10	10	50	5	2	230	17.10.2024	-	7.50	7.60	268	6	300	6	394	30	38	2	2	0	2	0	24x10^18	2400					
29		2.2 MGD STP S.H.N	Biofor and dansadeg	Degramoent	-	-	15	10	50	5	2	-	17.10.2024	-	7.30	7.20	284	7	219	6.3	520	54	44	4	3	0	2.8	0	24x10^18	35x10^5					
30	Pappankalan	20MGD Ph-I STP Pappankalan	ASP	SUBHASH INFRA PVT. LTD	-	-	50	30	250	50	5	-	07.12.2024		7.68	7.83	280	17	190	11.5	414	51	38	0	3	2	4.3	Nil					Plant is under Rehabilitation	Dwarka Sector-7, Dwarka Sector 11, Dwarka Sector 16, Dwarka Sector 24,	Palam, Dwarka, Matiala, Mahavir enclave, Dhoolsiairas, Bamdoli
31		20MGD Ph-II STP Pappankalan	ASP	VA-TECH WABAG LTD.	Media Filtration	Chlorination	10	10	50	5	2	230	07.12.2024		7.68	7.84	280	8	190	5	414	36	38	2	3	2	4.3	Nil							
32		5MGD STP Najafgarh	ASP	Ayaappa Pvt.Ltd.	-	-	50	30	250	50	5	-	07.12.2024		7.10	7.55	2512	7	900	6	2265	-	35	1	5	3	2.3	Nil					Plant Under Rehabilitation	25MGD Najafgarh SPS	Najafgarh, Nangli Sakravati, roshanpura
33	Rithala	40MGD Ph-I STP Rithala	ASP	Ms WA TECH BABAG LTD.	Disc Filter	UV	10	10	50	5	2	100	08.12.2024	35.43	7.46	7.66	488	10	225	9	586	35	32	2	4	1	3.6	1.2	-	-	-	-	Plant Under trial run		
34		40MGD Ph-II STP Rithala	ASP	SUEZ India Pvt. Ltd.	Disc Filter	UV	10	10	50	5	2	230	08.12.2024	37.87	7.48	7.71	464	9	218	8	555	33	32	4	4	1	4	0.8	-	-	-	-			
35	Rohini Sec-25	15MGD STP Sec-25 Rohini	ASP	Ms Dinesh Chandra Rohini project pvt. Ltd .	-	-	50	30	250	50	5	-	08.12.2024	8.14	7.43	7.48	216	32	135	22	336	96	20	0	3	2	-	-	-	-		-			
36	Yamuna Vihar	10MGD Phase-I Yamuna Vihar	ASP	DJB	-	-	50	30	250	50	5	-	08.12.2024	9.92	7.20	7.40	304	18	190	12	540	36	32	24	4	1	4.8	2	21x10^12	15x10^6	16x10^11	11x10^5		Ghonda-I SPS, Ghonda – II SPS Zafrabad SPS, Brahmpuri SPS Yamuna Vihar SPS, Ghonda-I SPS Ghonda – II SPS, Zafrabad SPS Brahmpuri SPS, Yamuna Vihar SPS	Ghonda,Gamri,Gamri Village, Brahmpuri, Ghonda and its adjoining area. Zafrabad and its adjoining area, Gautampuri,Brahmpuri and its adjoining area, Kardampuri, Yamuna Vihar and its adjoining area Ghonda,Gamri,Gamri Village,Brahmpuri, Ghonda and its adjoining area. Zafrabad and its adjoining area, Gautampuri,Brahmpuri and its adjoining area, Kardampuri, Yamuna Vihar and its adjoining area Ghonda,Gamri,Gamri Village,Brahmpuri, Ghonda and its adjoining area, Ram Nagar, Bhalswa and its adjoining area,Yamuna Vihar
37		10MGD Phase-II Yamuna Vihar	ASP(IFAS)	M/s SIPL-RKC JV	Disc Filter	UV	50	30	250	50	5	230	08.12.2024	15.19	7.50	7.60	320	8	195	5	568	16	30	13	4	1	4.4	1.2	15x10^12	95	14x10^11	64			
38		25 MGD Phase-III Yamuna Vihar	ASP	M/s Joly & joly	-	-	30	20	250	50	5	-	08.12.2024	28.11	7.30	7.70	416	26	221	18	732	54	38	27	4	2	5.8	2.6	46x10^14	29x10^7	21x10^13	16x10^6			

	Plant not meeting standard as per paint parameter	BDL: Below detection limit
	Plant not meeting standard as per DPCC norms	ND: Not Detectable

Operational plant	38	Plant under DJB (O&M)	10
Plant Under rehabilitation	4	Plant under Pvt. (O&M)	28
Plant out of order	3		
Outlet Sample collected	35		
Plant Under Unfit	2		
Plant Under fit	33		
Plant unfit as per DCPP norms	15		
%Unfit	6		
%fit	94		

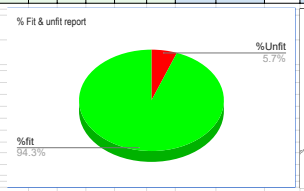

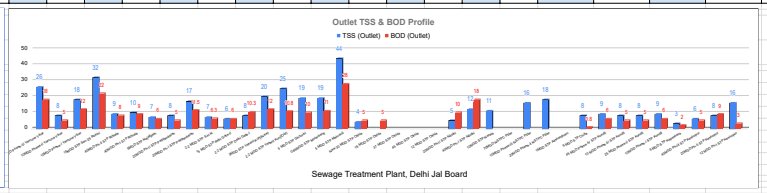

DELHI JAL BOARD

DAILY ANALYSIS REPORT OF ALL SEWAGE TREATMENT PLANT

DATE OF ANALYSIS : 09.12.2024

S.No.	Lab	Plant	Technology	Operator	Tertiary System	Disinfectent Type	Design Parameter(mg/l) TSS	BOD	COD	Ammonical N	Phosphate-P	Outlet MPN (F.Coli) 100ml	Date of Analysis	Average Daily Flow (MGD)	pH (inlet)	pH (oulet)	TSS (inlet)	TSS (outlet)	BOD (inlet)	BOD (outlet)	COD (inlet)	COD (outlet)	Ammonical nitrogen (inlet)	Ammonical nitrogen (Outlet)	Ortho phosphate (inlet)	Ortho phosphate (outlet)	Sulphide (Inlet)	Sulphide (Outlet)	Inlet MPN (T.Coli) 100ml	Outlet MPN (T.Coli) 100ml	Inlet MPN (F.Coli) 100ml	Outlet MPN (F.Coli) 100ml	Remarks	Feed SPS	Command Area
															-	-	mg/l	mg/l	mg/l	mg/l	mg/l	mg/l	mg/l	mg/l	mg/l	mg/l	mg/l	mg/l							
1	Keshopur	12 MGD Ph-I STP Keshopur	ASP	VA-TECH WABAG LTD.	-	Chlorination	30	20	250	50	5	-	09.12.2024		7.34	7.30	180	15	155	2	436	18	29	1	2	2	1.19	0.13						Uttam Nagar SPS Pooseegulyal SPS Keshopur ISP	Wst Delhi, Patel Nagar, Moti Nagar, Rajouri Gracden, Tilak Nagar, Punjabi Bagh, Delhi Cantt, Janakpuri, Paschim Vihar, Uttam Nagar
2		20MGD Ph-II STP Keshopur	ASP	Ayaappa Pvt.Ltd	-	-	30	20	250	50	5	-	09.12.2024		7.41	7.44	533	19	280	30	655	40	26.5	6	3	1	0.66	Nil					Plant is under rehabilitation and running with 50% capacity.		
3		40MGD Ph-III STP Keshopur	ASP	Ayaappa Pvt.Ltd	-	-	30	20	250	50	5	-	09.12.2024		7.37	7.38	581	7	270	5	570	32	18.5	2	3 0	4	1.99	Nil					under rehabilitation state and running with 50% capacity.		
4		5 MGD STP Kapashera	SBR	TRIVENI	-	UV	10	10	50	5	2	230	07.12.2024		7.34	7.40	467	3	302	2	302	-	22	0	3	3	0.9	Nil						Rajokari SPS, Renkpuri SPS, Kapashera SPS, Dundahera SPS	
5	Kondli	10MGD Phase-I STP Kondli	ASP	Triveni Pvt. Ltd	RGF	Chlorination	10	10	50	5	2	230	09.12.2024	10	7.10	7.50	328	9	143	8	427	20	30	1	4	2	6	0.8						Preet Vihar, Jagriti Enclave, Geeta Colony, Mandawali, Kalyanpuri, New Kalyanpuri, Dallupura , Gharoli	Geeta Colony SPS,Preet Vihar,Laxmi Nagar, Nirman Vihar, Shakar pur, Swasthya Vihar, Jagat puri, around Rashtrpatiace , Jheel, Gandhi Nagar, Bihar Colny Vishwas Nagar, Surajmal Vihar, Anand Vihar, Vivek Vihar, Jhilmil Colony, Dallupura, Preet Vihar, Karkardooma Colony, Jagriti Enclave,Geeta Colony area,Indraparastha Eun. Societies, Mandawali, Pandav Nagar, South Ganesh Nagar, Chander Vihar, Hasan Pur Dayot village/society, Railway Colony,Acharya Niketan, Pandav nagar, Mayur Vihar Ph-I & II, Trilok puri, Khichripur, Kalyanpuri, Kalyanpuri, Shashi Garden, Mandawali SPS, Patparganj, Homeotgun, Dallupura Village, Lalita Park,Laxmi Nagar, Nand Nagri, Ashok Vihar, Gharoli Dairy,mayur Vihar Ph-III, Sagara Basti ,Papel Market, etc.
6		25 MGD Phase-II STP Kondli	ASP	Triveni Pvt. Ltd	RGF	Chlorination	10	10	50	5	2	230	09.12.2024	25	7.10	7.50	328	7	143	6	427	18	30	1	4	2	6	Nil							
7		10 MGD Phase-III STP Kondli	ASP	Triveni Pvt. Ltd	RGF	Chlorination	10	10	50	5	2	230	09.12.2024	10	7.10	7.50	328	7	143	6	427	18	30	1	4	2	6	Nil					-		
8		45 MGD Phase-IV STP Kondli	ASP(IFAS)	Ayaappa Pvt.Ltd	Disc Filter	UV	10	10	50	5	2	230	09.12.2024	45	7.10	7.40	310	7	145	5	452	15	32	4	3	1	5.6	Nil							
9		9 MGD STP Chilla	Combitreat-ISBR	HNB Engineers		Chlorination	10	10	50	5	2	230	07.10.2024	9	6.80	7.30	354	8	138	6	424	14	35	1	4	2	6.8	Nil						Ghazipur drain	
10		1MGD STP Akshardham	MBR	M/s Toshiba Water Solution Pvt. Ltd.	Membrane Filtration	Chlorination	1	2	50	5	2	230	16.09.2024	1	6.90	7.60	310	BDL	140	BDL	390	6	32	Nil	3	Nil	6.4	Nil	11×10^17	150				Akshardham SPS	Sports Complex
11	N.S.T.P.C.Pillar	20MGD Phase-II NSTPC Pillar	ASP	DRA Infracom Pvt.Ltd.	-	UV (Not Started)	50	30	250	50	5	-	09.12.2024	4	7.20	7.50	354	19	239	13	460	27	16	1	2	1	2.9	0.5					Half stream of plant is Under Rehabilitation		
12		10MGD Phase-III NSTPC Pillar	ASP	DRA Infracom Pvt.Ltd.	-	UV (Not Started)	50	30	250	50	5	-	09.12.2024	2.5	7.10	7.40	250	27	167	17	358	44	22	1	2	2	2.6	0.8							
13		70MGD NSTPC Pillar	ASP	L&T Construction and PASSAVANT (JV)	-	Chlorination	10	10	50	5	2	230	09.12.2024	33.6	7.30	7.50	394	08	262	04	756	20	32	1	4	1	3.2	0.7					Poly dosing		
14		10MGD STP Narela	ASP	DRA Infracom Pvt. Ltd.	-	UV (Not Started)	50	30	250	50	5	-	09.12.2024	5.0	7.40	7.70	126	20	74	12	216	32	35	1	3	2	6.4	1.2							
15	Nilothi	40MGD Ph-I STP Nilothi	ASP	SUBHASH INFRA PVT. LTD	-	-	50	30	250	50	5	-	09.12.2024		7.57	7.96	272	14	170	18	691	-	30	24	3	2	0.96	Nil			72*10^6	1700	under rehabilitation state and running with 50% capacity.	Pratibha SPS, Bakkarwala SPS, Sayyad nangloi SPS	
16		20MGD Ph-II STP Nilothi	ASP	VEOLIA INDIA	Disc Filter	Chlorination	10	10	50	5	2	230	09.12.2024		7.48	7.87	274	5	190	5	547	-	28	10	3	1	1.6	Nil			27*10^7	290		CDA SPS,IET New SPS, Sayyad nangloi SPS	
17	Okhla	12 MGD STP Okhla	ASP	DJB			50	30	250	50	5	-	-	-	-	-	-	-	-	-	-	-	-	-	-	-	-	-	-	-	-	Plant not in operation	Kilokri, Ring Road, Andrew Ganj, Pragati Vihar, Sarita Vihar, Tuglakabad, Batla House, Jasola Vihar, East of Kailash, Sukhdev Vihar, Okhla Vihar, Modi Mill – 1, Sarita Vihar A- Block, Okhla Vihar, Tahkhand SPS, Tigri SPS	Kilokri, Ring Road, Andrew Ganj, Pragati Vihar, Sarita Vihar, Tuglakabad, Batla House, Jasola Vihar, East of Kailash, Sukhdev Vihar, Modi Mill – 1, Modi Mill – 1, Sarita Vihar A- Block, Okhla Vihar, Tahkhand SPS, Tigri SPS
18		45 MGD STP Okhla	ASP	DJB	-	-	50	30	250	50	5	-	-	-	-	-	-	-	-	-	-	-	-	-	-	-	-	-	-	-	-	Plant not in operation		
19		37 MGD STP Okhla	ASP	DJB	-	-	50	30	250	50	5	-	-	-	-	-	-	-	-	-	-	-	-	-	-	-	-	-	-	-	-	Plant not in operation		
20		16 MGD STP Okhla	ASP	DJB	-	-	50	30	250	50	5	-	07.12.2024		7.40	7.60	154	08	153	5	-	-	42	3	3	2			28x10^10				PAC Dosing		
21		New 30 MGD STP Okhla	ASP	SUEZ India Pvt. Ltd.	-	-	10	10	50	5	2	-	07.12.2024		7.30	7.60	18	4	160	5	-	-	44	1	3	2			35x10^12	<1.8					
22		5 MGD STP Mehrauli	Extended Aeration	DJB	-	-	50	30	250	50	5	-	11.10.2024	-	7.30	7.60	490	44	260	28	690	110	21	24	2	1	2.8	1.2	24x10^18	24x10^10					
23		0.68MGD STP Molarband	Fluidized Aerobic Bed	DJB	-	-	30	20	250	50	5	-	15.08.2024	-	7.20	7.40	556	19	320	11	770	45	43	34	2	1	6.8	0.4	24x10^18	93					
24		5 MGD STP Ghitorini	ASP	DJB	-	-	30	20	250	50	5	-	17.10.2024	-	7.60	7.30	284	19	260	10	519	46	200	0	3	1	2.4	0.4							
25		2.2 MGD STP Vasant Kunj(Old)	Extended Aeration	DJB	-	-	50	30	250	50	5	-	11.10.2024	-	7.40	7.60	408	25	230	10.8	698	62	71	1	2	1	2.4	0.8	24x10^18	11x10^8					
26		5MGD STP Vasant Kunj(New)	Extended Aeration	DJB	-	-	30	20	250	50	5	-	11.10.2024	-	7.30	7.30	370	20	265	12	633	53	89	5	2	1	2	0.4	24x10^18						
27		2.2 MGD STP Delhi Gate-I	Biofor and dansadeg	Degramoent	-	-	15	10	50	5	2	-	17.10.2024	-	7.20	7.40	240	8	225	10.3	472	39	42	3	2	1	2.4	0	24x10^18	24x10^6					
28		15 MGD STP delhi Gate-II	Biofor and dansadeg	Degramoent	-	Chlorination	10	10	50	5	2	230	17.10.2024	-	7.50	7.60	268	6	300	6	394	30	38	2	2	0	2	0	24x10^18	2400					
29		2.2 MGD STP S.H.N	Biofor and dansadeg	Degramoent	-	-	15	10	50	5	2	-	17.10.2024	-	7.30	7.20	284	7	219	6.3	520	54	44	4	3	0	2.8	0	24x10^18	35x10^5					
30	Pappankalan	20MGD Ph-I STP Pappankalan	ASP	SUBHASH INFRA PVT. LTD	-	-	50	30	250	50	5	-	09.12.2024		7.58	7.83	228	26	150	14.5	398	60	35	1	3	2	6.4	Nil					Plant is under Rehabilitation	Dwarka Sector-7, Dwarka Sector 11, Dwarka Sector 16, Dawka Sector 24,	Palam, Dwarka, Matiala, Mahavir enclave, Dhodasarae, Bamdoli
31		20MGD Ph-II STP Pappankalan	ASP	VA-TECH WABAG LTD.	Media Filtration	Chlorination	10	10	50	5	2	230	09.12.2024		7.58	7.86	228	11	150	4.5	398	18	35	1	3	2	6.4	Nil							
32		5MGD STP Najafgarh	ASP	Ayaappa Pvt.Ltd.	-	-	50	30	250	50	5	-	07.12.2024		7.10	7.55	2512	7	900	6	2265	-	35	1	5	3	2.3	Nil					Plant Under Rehabilitation	25MGD Najafgarh SPS	Najafgarh, Nangli Sakravati, roshanpura
33	Rithala	40MGD Ph-I STP Rithala	ASP	Ms WA TECH BABAG LTD.	Disc Filter	UV	10	10	50	5	2	100	09.12.2024	34.07	7.46	7.64	356	8	185	7	465	31	28	3	4	1	3.2	0.4	-	-	-	-	Plant Under trial run		
34		40MGD Ph-II STP Rithala	ASP	SUEZ India Pvt. Ltd.	Disc Filter	UV	10	10	50	5	2	230	09.12.2024	35.63	7.49	7.66	384	10	192	9	493	34	31	8	4	1	3.6	0.4	-	--	-	-			
35	Rohini Sec-25	15MGD STP Sec-25 Rohini	ASP	Ms Dinesh Chandra Rohini project pvt. Ltd.	-	-	50	30	250	50	5	-	09.12.2024	8.62	7.43	7.33	412	29	224	19	568	88	40	0	5	4	-	-	-	-	24x10^7+	11x10^4			
36	Yamuna Vihar	10MGD Phase-I Yamuna Vihar	ASP	DJB	-	-	50	30	250	50	5	-	09.12.2024	9.9	7.30	7.50	284	20	164	11	562	42	36	24	4	1	4.6	1.4	29 x 10^12	21 x 10^6	43 x 10^11	23 x 10^5		Ghonda-I SPS, Ghonda – II SPS Zafrabad SPS, Brahampuri SPS Yamuna Vihar SPS, Ghonda-I SPS Ghonda – II SPS, Zafrabad SPS Brahampuri SPS, Yamuna Vihar SPS	Ghonda,Gamri Village, Brahampuri, Ghonda and its adjoining area. Zafrabad and its adjoining area, Gautampuri,Brahampuri and its adjoining area,Karampuri, Yamuna Vihar and its adjoining area Ghonda,Gamri Village,Brahampuri, Ghonda and its adjoining area. Zafrabad and its adjoining area, Gautampuri,Brahampuri and its adjoining area, Karampuri, Yamuna Vihar and its adjoining area.Ghonda,Gamri Village, Brahampuri, Ghonda and its adjoining area, Ram Nagar, Bhukkara and its adjoining area,Yamuna Vihar
37		10MGD Phase-II Yamuna Vihar	ASP(IFAS)	M/s SIPL-RKC JV	Disc Filter	UV	10	10	50	5	2	230	09.12.2024	15.1	7.20	7.60	292	07	193	04	578	14	32	16	4	1	4.2	1.2	16x10^12	64	15x10^11	36			
38		25 MGD Phase-III Yamuna Vihar	ASP	M/s Joly & joly	-	-	30	20	250	50	5	-	09.12.2024	27.45	7.40	7.70	420	29	236	16	692	60	40	28	5	2	5.6	2.8	24 x 10^15	12 x 10^7	20x10^13	19x10^6			

	Plant not meeting standard as per palnt parameter	BDL: Below detection limit
	Plant not meeting standard as per DPCC norms	ND: Not Detectable

Operational plant	38	Plant under DJB (O&M)	10
Plant Under rehabilitation	4	Plant under Pvt. (O&M)	28

Plant out of order	3	Plant out of order	3
Outlet Sample collected	35	Outlet Sample collected	35
Plant Under Unfit (As per design	2	Plant Under Unfit (As per DPCC)	19
Plant Under fit	33	Plant Under fit	16
%Unfit	6	%Unfit	54
%fit	94	%fit	46

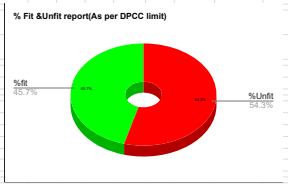

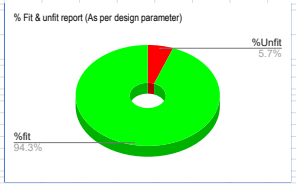

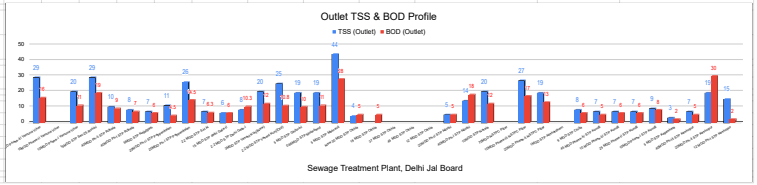

DELHI JAL BOARD

DAILY ANALYSIS REPORT OF ALL SEWAGE TREATMENT PLANT

DATE OF ANALYSIS : 10.12.2024

S.No.	Lab	Plant	Technology	Operator	Tertiary System	Disinfectent Type	Design Parameter(mg/l) TSS	BOD	COD	Ammonical-N	Phosphate-P	Outlet MPN (F.Coli) 100ml	Date of Analysis	Average Daily Flow (MGD)	pH (inlet) -	pH (oulet) -	TSS (inlet) mg/l	TSS (outlet) mg/l	BOD (inlet) mg/l	BOD (outlet) mg/l	COD (inlet) mg/l	COD (outlet) mg/l	Ammonical nitrogen (inlet) mg/l	Ammonical nitrogen (Outlet) mg/l	Ortho phosphate (inlet) mg/l	Ortho phosphate (outlet) mg/l	Sulphide (Inlet) mg/l	Sulphide (Outlet) mg/l	Inlet MPN (T.Coli) 100ml	Outlet MPN (T.Coli) 100ml	Inlet MPN (F.Coli) 100ml	Outlet MPN (F.Coli) 100ml	Remarks	Feed SPS	Command Area
1	Keshopur	12 MGD Ph-I STP Keshopur	ASP	VA-TECH WABAG LTD.	-	Chlorination	30	20	250	50	5	-	10.12.2024		7.21	7.28	138	14	135	8	320	32	27	1	3	4	0.93	Nil						Uttam Nagar SPS Powergroyal SPS Keshopur ISP	Wst Delhi, Patel Nagar, Moti Nagar, Rajouri Gracden, Tilak Nagar, Punjabi Bagh, Delhi Cantt, Janakpuri, Paschim Vihar, Uttam Nagar
2		20MGD Ph-II STP Keshopur	ASP	Ayaappa Pvt.Ltd	-	-	30	20	250	50	5	-	10.12.2024		7.44	7.50	404	5	240	14	572	40	28.5	6	3	2	1.33	Nil					Plant is under rehabilitation and running with 50% capacity.		
3		40MGD Ph-III STP Keshopur	ASP	Ayaappa Pvt.Ltd	-	-	30	20	250	50	5	-	10.12.2024		7.48	7.53	379	4	277	2	616	12	17	0	4	3	1.19	Nil					under rehabilitation state and running with 50% capacity.		
4		5 MGD STP Kapashera	SBR	TRIVENI	-	UV	10	10	50	5	2	230	07.12.2024		7.34	7.40	467	3	302	2	302	-	22	0	3	3	0.9	Nil						Rajokari SPS, Rankpuri SPS, Kapashera SPS, Dundahera SPS	
5	Kondli	10MGD Phase-I STP Kondli	ASP	Triveni Pvt. Ltd	RGF	Chlorination	10	10	50	5	2	230	10.12.2024	10	7.10	7.50	338	8	142	6	480	20	35	1	4	2	5.2	Nil						Preet Vihar, Jagriti Enclave, Geeta Colony, Mandawali, Kalyanpuri, New Kalyanpuri, Dallupura , Gharoli	Geeta Colony SPS,Preet Vihar,Laxmi Nagar, Nirman Vihar, Shakar pur, Swasthya Vihar, Jagat puri, around Rashtrpatace , Jheel, Gandhi Nagar, Bihar Colny Vishwas Nagar, Surajmal Vihar, Anand Vihar, Vivek Vihar, Jhilmil Colony, Dallupura, Preet Vihar, Karkardooma Colony, Jagriti Enclave,Geeta Colony area,Indraparastha Eun. Societies, Mandawali, Pandav Nagar, South Ganesh Nagar, Chander Vihar, Hasan Pur Depot village/society, Railway Colony,Acharya Niketan, Pandav nagar, Mayur Vihar Ph-I & II, Trilok puri, Khichripur, Kalyanpuri, Kalyanpuri, Shashi Garden, Mandawali SPS, Patparganj, Homeotgun, Dallupura Village, Kondli Village, Khichripur Village, Ghazi Pur Village, Gharoli Dairy,mayur Vihar Ph-III, Sagara Basti ,Papel Market, etc.
6		25 MGD Phase-II STP Kondli	ASP	Triveni Pvt. Ltd	RGF	Chlorination	10	10	50	5	2	230	10.12.2024	25	7.10	7.40	338	9	142	7	480	24	35	1	4	1	5.2	Nil							
7		10 MGD Phase-III STP Kondli	ASP	Triveni Pvt. Ltd	RGF	Chlorination	10	10	50	5	2	230	10.12.2024	10	7.10	7.40	338	9	142	7	480	24	35	1	4	1	5.2	Nil					-		
8		45 MGD Phase-IV STP Kondli	ASP(IFAS)	Ayaappa Pvt.Ltd	Disc Filter	UV	10	10	50	5	2	230	10.12.2024	45	7.10	7.40	322	8	150	6	465	15	32	5	4	1	5.6	Nil							
9		9 MGD STP Chilla	Combitreat-ISBR	HNB Engineers		Chlorination	10	10	50	5	2	230	07.10.2024	9	6.80	7.30	354	8	138	6	424	14	35	1	4	2	6.8	Nil						Ghazipur drain	
10		1MGD STP Akshardham	MBR	M/s Toshiba Water Solution Pvt. Ltd.	Membrane Filtration	Chlorination	1	2	50	5	2	230	16.09.2024	1	6.90	7.60	310	BDL	140	BDL	390	6	32	Nil	3	Nil	6.4	Nil	11×10^17	150				Akshardham SPS	Sports Complex
11	N.S.T.P.C.Pillar	20MGD Phase-II NSTPC Pillar	ASP	DRA Infracom Pvt.Ltd.	-	UV (Not Started)	50	30	250	50	5	-	10.12.2024	4	7.30	7.70	350	19	247	12	562	25	22	1	2	1	2.7	1.1					Half stream of plant is Under Rehabilitation		
12		10MGD Phase-III NSTPC Pillar	ASP	DRA Infracom Pvt.Ltd.	-	UV (Not Started)	50	30	250	50	5	-	10.12.2024	2.5	7.10	7.30	238	21	158	14	416	43	28	1	2	1	2.1	0.9							
13		70MGD NSTPC Pillar	ASP	L&T Construction and PASSAVANT (JV)	-	Chlorination	10	10	50	5	2	230	10.12.2024	29.9	7.30	7.60	444	6	288	3	812	20	32	0	4	2	6.2	0.6					Poly dosing		
14		10MGD STP Narela	ASP	DRA Infracom Pvt. Ltd.	-	UV (Not Started)	50	30	250	50	5	-	10.12.2024	5.0	7.40	7.70	126	20	74	12	216	32	35	1	3	2	6.4	1.2							
15	Nilothi	40MGD Ph-I STP Nilothi	ASP	SUBHASH INFRA PVT. LTD	-	-	50	30	250	50	5	-	10.12.2024		7.50	7.90	312	13	138	9	442	-	28	20	4	3	1.3	Nil					under rehabilitation state and running with 50% capacity.	Pratibha SPS, Bakkarwala SPS, Sayyad nangloi SPS	
16		20MGD Ph-II STP Nilothi	ASP	VEOLIA INDIA	Disc Filter	Chlorination	10	10	50	5	2	230	10.12.2024		7.50	7.60	318	4	157	5	372	-	28	10	4	1	1.2	Nil						DDA SPS,IST New SPS, Sayyad nangloi SPS	
17	Okhla	12 MGD STP Okhla	ASP	DJB			50	30	250	50	5	-	-	-	-	-	-	-	-	-	-	-	-	-	-	-	-	-	-	-	-	-	Plant not in operation	Kilokri, Ring Road, Andrew Ganj, Pragati Vihar, Sarita Vihar, Tuglakabad, Batla House, Jasola Vihar, East of Kailash, Sukhdev Vihar, Okhla Vihar, Modi Mill – 1, Sarita Vihar A- Block, Okhla Vihar, Tahkhand SPS, Tigri SPS	Kilokri, Ring Road, Andrew Ganj, Pragati Vihar, Sarita Vihar, Tuglakabad, Batla House, Jasola Vihar, East of Kailash, Sukhdev Vihar, Modi Mill – 1, Modi Mill – 1, Sarita Vihar A- Block, Okhla Vihar, Tahkhand SPS, Tigri SPS
18		45 MGD STP Okhla	ASP	DJB	-	-	50	30	250	50	5	-	-	-	-	-	-	-	-	-	-	-	-	-	-	-	-	-	-	-	-	-	Plant not in operation		
19		37 MGD STP Okhla	ASP	DJB	-	-	50	30	250	50	5	-	-	-	-	-	-	-	-	-	-	-	-	-	-	-	-	-	-	-	-	-	Plant not in operation		
20		16 MGD STP Okhla	ASP	DJB	-	-	50	30	250	50	5	-	07.12.2024		7.40	7.60	154	08	153	5	-	-	42	3	3	2			28x10^10				PAC Dosing		
21		New 30 MGD STP Okhla	ASP	SUEZ India Pvt. Ltd.	-	-	10	10	50	5	2	-	07.12.2024		7.30	7.60	18	4	160	5	-	-	44	1	3	2			35x10^12	<1.8					
22		5 MGD STP Mehrauli	Extended Aeration	DJB	-	-	50	30	250	50	5	-	11.10.2024	-	7.30	7.60	490	44	260	28	690	110	21	24	2	1	2.8	1.2	24x10^18	24x10^10					
23		0.68MGD STP Molarband	Fluidized Aerobic Bed	DJB	-	-	30	20	250	50	5	-	15.08.2024	-	7.20	7.40	556	19	320	11	770	45	43	34	2	1	6.8	0.4	24x10^18	93					
24		5 MGD STP Ghitorini	ASP	DJB	-	-	30	20	250	50	5	-	17.10.2024	-	7.60	7.30	284	19	260	10	519	46	200	0	3	1	2.4	0.4							
25		2.2 MGD STP Vasant Kunj(Old)	Extended Aeration	DJB	-	-	50	30	250	50	5	-	11.10.2024	-	7.40	7.60	408	25	230	10.8	698	62	71	1	2	1	2.4	0.8	24x10^18	11x10^8					
26		5MGD STP Vasant Kunj(New)	Extended Aeration	DJB	-	-	30	20	250	50	5	-	11.10.2024	-	7.30	7.30	370	20	265	12	633	53	89	5	2	1	2	0.4	24x10^18						
27		2.2 MGD STP Delhi Gate-I	Biofor and dansadeg	Degramoent	-	-	15	10	50	5	2	-	17.10.2024	-	7.20	7.40	240	8	225	10.3	472	39	42	3	2	1	2.4	0	24x10^18	24x10^6					
28		15 MGD STP delhi Gate-II	Biofor and dansadeg	Degramoent	-	Chlorination	10	10	50	5	2	230	17.10.2024	-	7.50	7.60	268	6	300	6	394	30	38	2	2	0	2	0	24x10^18	2400					
29		2.2 MGD STP S.H.N	Biofor and dansadeg	Degramoent	-	-	15	10	50	5	2	-	17.10.2024	-	7.30	7.20	284	7	219	6.3	520	54	44	4	3	0	2.8	0	24x10^18	35x10^5					
30	Pappankalan	20MGD Ph-I STP Pappankalan	ASP	SUBHASH INFRA PVT. LTD	-	-	50	30	250	50	5	-	10.12.2024		7.82	7.84	258	23	180	15	456	57	40	1	3	2	5.1	0					Plant is under Rehabilitation	Dwarka Sector-7, Dwarka Sector 11, Dwarka Sector 16, Dawka Sector 24,	Palam, Dwarka, Matiala, Mahavir enclave, Dhoolsiaries, Bamdoli
31		20MGD Ph-II STP Pappankalan	ASP	VA-TECH WABAG LTD.	Media Filtration	Chlorination	10	10	50	5	2	230	10.12.2024		7.82	7.94	258	16	180	7.8	456	24	40	3	3	2	5.1	0							
32		5MGD STP Najafgarh	ASP	Ayaappa Pvt.Ltd.	-	-	50	30	250	50	5	-	07.12.2024		7.10	7.55	2512	7	900	6	2265	-	35	1	5	3	2.3	Nil					Plant Under Rehabilitation	25MGD Najafgarh SPS	Najafgarh, Nangli Sakravati, roshanpura
33	Rithala	40MGD Ph-I STP Rithala	ASP	Ms WA TECH BABAG LTD.	Disc Filter	UV	10	10	50	5	2	100	10.12.2024	34.63	7.44	7.66	424	10	205	9	523	34	34	4	4	1	2.4	0.8	-	-	24 X 10^7+	460	Plant Under trial run		
34		40MGD Ph-II STP Rithala	ASP	SUEZ India Pvt. Ltd.	Disc Filter	UV	10	10	50	5	2	230	10.12.2024	36.15	7.48	7.69	432	8	208	7	532	31	29	08	4	1	2.8	1.2	-	-	24 X 10^ 7+	120			
35	Rohini Sec-25	15MGD STP Sec-25 Rohini	ASP	Ms Dinesh Chandra Rohini project pvt. Ltd.	-	-	50	30	250	50	5	-	10.12.2024	7.92	7.45	7.49	244	28	143	17	360	80	30	0	6	5	-	-	-	-	-	-			
36	Yamuna Vihar	10MGD Phase-I Yamuna Vihar	ASP	DJB	-	-	50	30	250	50	5	-	10.12.2024	9.98	7.20	7.40	264	16	165	10	504	22	35		4	1	4.8	1.8	24x10^13	15x10^6	11x10^11	9x10^5		Ghonda-I SPS, Ghonda – II SPS Zafrabad SPS, Brahampuri SPS Yamuna Vihar SPS, Ghonda-I SPS Ghonda – II SPS, Zafrabad SPS Brahampuri SPS, Yamuna Vihar SPS	Ghonda,Gamri Village, Brahampuri, Ghonda and its adjoining area. Zafrabad and its adjoining area, Gautampuri,Brahampuri and its adjoining area,Karderpuri, Yamuna Vihar and its adjoining area Ghonda,Gamri Village,Brahampuri, Ghonda and its adjoining area. Zafrabad and its adjoining area, Gautampuri,Brahampuri and its adjoining area, Karderpuri, Yamuna Vihar and its adjoining area.Ghonda,Gamri Village, Brahampuri, Ghonda and its adjoining area, Ram Nagar, Bhukkara and its adjoining area,Yamuna Vihar
37		10MGD Phase-II Yamuna Vihar	ASP(IFAS)	M/s SIPL-RKC JV	Disc Filter	UV	10	10	50	5	2	230	10.12.2024	15.21	7.30	7.40	296	8	186	05	522	18	30	14	3	1	4.4	1.4	11x10^13	95	15x10^11	53			
38		25 MGD Phase-III Yamuna Vihar	ASP	M/s Joly & joly	-	-	30	20	250	50	5	-	10.12.2024	28.11	7.40	7.60	424	25	268	15	688	64	38	26	4	2	6.4	3	24x10^15	14x10^13	93x10^6	20x10^6			

	Plant not meeting standard as per palnt parameter	BDL: Below detection limit
	Plant not meeting standard as per DPCC norms	ND: Not Detectable

Operational plant	38	Plant under DJB (O&M)	10
Plant Under rehabilitation	4	Plant under Pvt. (O&M)	28
Plant out of order	3	Plant out of order	3
Outlet Sample collected	35	Outlet Sample collected	35
Plant Under Unfit (As per design	2	Plant Under Unfit (As per DPCC)	20
Plant Under fit	33	Plant Under fit	15
%Unfit	6	%Unfit	57
%fit	94	%fit	43

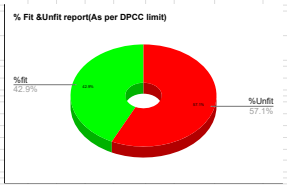

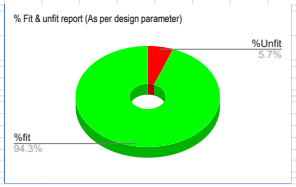

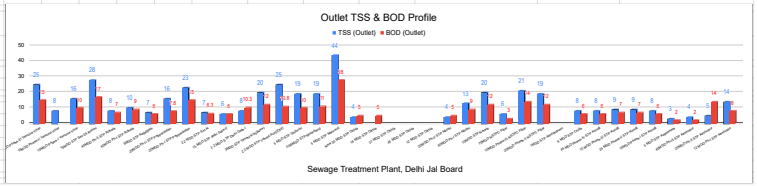

DELHI JAL BOARD

DAILY ANALYSIS REPORT OF ALL SEWAGE TREATMENT PLANT

DATE OF ANALYSIS : 11.12.2024

S.No.	Lab	Plant	Technology	Operator	Tertiary System	Disinfectent Type	Design Parameter(mg/l) TSS	BOD	COD	Ammonical-N	Phosphate-P	Outlet MPN (F.Coli) 100ml	Date of Analysis	Average Daily Flow (MGD)	pH (inlet)	pH (oulet)	TSS (inlet)	TSS (outlet)	BOD (inlet)	BOD (outlet)	COD (inlet)	COD (outlet)	Ammonical nitrogen (inlet)	Ammonical nitrogen (Outlet)	Ortho phosphate (inlet)	Ortho phosphate (outlet)	Sulphide (Inlet)	Sulphide (Outlet)	Inlet MPN (T.Coli) 100ml	Outlet MPN (T.Coli) 100ml	Inlet MPN (F.Coli) 100ml	Outlet MPN (F.Coli) 100ml	Remarks	Feed SPS	Command Area
															-	-	mg/l	mg/l	mg/l	mg/l	mg/l	mg/l	mg/l	mg/l	mg/l	mg/l	mg/l	mg/l							
1	Keshopur	12 MGD Ph-I STP Keshopur	ASP	VA-TECH WABAG LTD.	-	Chlorination	30	20	250	50	5	-	11.12.2024		7.15	7.19	138	19	135	8	303	30	25.5	0	4	5	0.66	Nil	24x10^7	2400	24x10^5	1100		Uttam Nagar SPS Pooseingolyar SPS Keshopur ISP	Wst Delhi, Patel Nagar, Moti Nagar, Rajouri Gracden, Tilak Nagar, Punjabi Bagh, Delhi Cantt, Janakpuri, Paschim Vihar, Uttam Nagar
2		20MGD Ph-II STP Keshopur	ASP	Ayaappa Pvt.Ltd	-	-	30	20	250	50	5	-	11.12.2024		7.37	7.30	408	4	290	3	593	17	27	4	4	1	1.6	Nil	24x10^8	24000	24x10^6	21000	Plant is under rehabilitation and running with 50% capacity.		
3		40MGD Ph-III STP Keshopur	ASP	Ayaappa Pvt.Ltd	-	-	30	20	250	50	5	-	11.12.2024		7.33	7.45	344	5	312	4	621	17	16.5	0	5	3	1.9	Nil	-	-	-	-	under rehabilitation state and running with 50% capacity.		
4		5 MGD STP Kapashera	SBR	TRIVENI	-	UV	10	10	50	5	2	230	07.12.2024		7.34	7.40	467	3	302	2	302	-	22	0	3	3	0.9	Nil						Rajokari SPS, Renkpuri SPS, Kapashera SPS, Dundahera SPS	
5	Kondli	10MGD Phase-I STP Kondli	ASP	Triveni Pvt. Ltd	RGF	Chlorination	10	10	50	5	2	230	11.12.2024	10	7.00	7.50	310	9	138	7	430	16	30	1	3	1	6	Nil						Preet Vihar, Jagriti Enclave, Geeta Colony, Mandawali, Kalyanpuri, New Kalyanpuri, Dallupura , Gharoli	Geeta Colony SPS,Preet Vihar,Laxmi Nagar, Nirman Vihar, Shakar pur, Swasthya Vihar, Jagat puri, around Rashtrpatace , Jheel, Gandhi Nagar, Bihar Colny,Vishwas Nagar, Surajmal Vihar, Anand Vihar, Vivek Vihar, Jhilmil Colony, Dallupura, Preet Vihar, Karkardooma Colony, Jagriti Enclave,Geeta Colony area,Indraparastha Eun. Societies, Mandawali, Pandav Nagar, South Ganesh Nagar, Chander Vihar, Hasan Pur Depot village/society, Railway Colony,Acharya Niketan, Pandav nagar, Mayur Vihar Ph-I & II, Trilok puri, Khichripur, Kalyanpuri, Kalyanpuri, Shashi Garden, Mandawali SPS, Patparganj, Homestigun, Dallupura Village, Kondli Village,Gharoli Village, Ghazipur Village, Gharoli Dairy,mayur Vihar Ph-III, Sagara Basti ,Papel Market, etc.
6		25 MGD Phase-II STP Kondli	ASP	Triveni Pvt. Ltd	RGF	Chlorination	10	10	50	5	2	230	11.12.2024	25	7.00	7.60	310	8	138	6	430	10	30	1	3	2	6	Nil							
7		10 MGD Phase-III STP Kondli	ASP	Triveni Pvt. Ltd	RGF	Chlorination	10	10	50	5	2	230	11.12.2024	10	7.00	7.60	310	8	138	6	430	10	30	1	3	2	6	Nil					-		
8		45 MGD Phase-IV STP Kondli	ASP(IFAS)	Ayaappa Pvt.Ltd	Disc Filter	UV	10	10	50	5	2	230	11.12.2024	45	7.00	7.50	314	9	143	7	450	15	32	4	4	1	5.2	Nil							
9		9 MGD STP Chilla	Combitreat-ISBR	HNB Engineers		Chlorination	10	10	50	5	2	230	07.10.2024	9	6.80	7.30	354	8	138	6	424	14	35	1	4	2	6.8	Nil						Ghazipur drain	
10		1MGD STP Akshardham	MBR	M/s Toshiba Water Solution Pvt. Ltd.	Membrane Filtration	Chlorination	1	2	50	5	2	230	16.09.2024	1	6.90	7.60	310	BDL	140	BDL	390	6	32	Nil	3	Nil	6.4	Nil	11×10^17	150				Akshardham SPS	Sports Complex
11	N.S.T.P.C.Pillar	20MGD Phase-II NSTPC Pillar	ASP	DRA Infracom Pvt.Ltd.	-	UV (Not Started)	50	30	250	50	5	-	11.12.2024		7.40	7.60	244	24	129	13	392	39	18	1	2	1	2.7	0.6					Half stream of plant is Under Rehabilitation		
12		10MGD Phase-III NSTPC Pillar	ASP	DRA Infracom Pvt.Ltd.	-	UV (Not Started)	50	30	250	50	5	-	10.12.2024	2.5	7.10	7.30	238	21	158	14	416	43	28	1	2	1	2.1	0.9							
13		70MGD NSTPC Pillar	ASP	L&T Construction and PASSAVANT (JV)	-	Chlorination	10	10	50	5	2	230	11.12.2024		7.40	7.70	286	17	111	09	388	20	27	1	3	1	3.9	1					Poly dosing		
14		10MGD STP Narela	ASP	DRA Infracom Pvt. Ltd.	-	UV (Not Started)	50	30	250	50	5	-	11.12.2024		7.40	7.70	174	19	75	09	290	37	30	1	3	1	6.6	1.3							
15	Nilothi	40MGD Ph-I STP Nilothi	ASP	SUBHASH INFRA PVT. LTD	-	-	50	30	250	50	5	-	11.12.2024		7.40	7.80	400	9	130	6	578	-	28	24	3	2	1.4	Nil					under rehabilitation state and running with 50% capacity.	Pratibha SPS, Bakkarwala SPS, Sayyad nangloi SPS	
16		20MGD Ph-II STP Nilothi	ASP	VEOLIA INDIA	Disc Filter	Chlorination	10	10	50	5	2	230	11.12.2024		7.50	7.60	314	9	113	3	420	-	28	12	3	1	1.3	Nil						DDA SPS,IST New SPS, Sayyad nangloi SPS	
17	Okhla	12 MGD STP Okhla	ASP	DJB			50	30	250	50	5	-	-	-	-	-	-	-	-	-	-	-	-	-	-	-	-	-	-	-	-	-	Plant not in operation	Kilokri, Ring Road, Andrew Ganj, Pragati Vihar, Sarita Vihar, Tuglakabad, Batla House, Jasola Vihar, East of Kailash, Sukhdev Vihar, Modi Mill – 1, Modi Mill – 1, Sarita Vihar A- Block, Okhla Vihar, Tahkhand SPS, Tigri SPS	Kilokri, Ring Road, Andrew Ganj, Pragati Vihar, Sarita Vihar, Tuglakabad, Batla House, Jasola Vihar, East of Kailash, Sukhdev Vihar, Modi Mill – 1, Modi Mill – 1, Sarita Vihar A- Block, Okhla Vihar, Tahkhand SPS, Tigri SPS
18		45 MGD STP Okhla	ASP	DJB	-	-	50	30	250	50	5	-	-	-	-	-	-	-	-	-	-	-	-	-	-	-	-	-	-	-	-	-	Plant not in operation		
19		37 MGD STP Okhla	ASP	DJB	-	-	50	30	250	50	5	-	-	-	-	-	-	-	-	-	-	-	-	-	-	-	-	-	-	-	-	-	Plant not in operation		
20		16 MGD STP Okhla	ASP	DJB	-	-	50	30	250	50	5	-	07.12.2024		7.40	7.60	154	08	153	5	-	-	42	3	3	2			28x10^10				PAC Dosing		
21		New 30 MGD STP Okhla	ASP	SUEZ India Pvt. Ltd.	-	-	10	10	50	5	2	-	07.12.2024		7.30	7.60	18	4	160	5	-	-	44	1	3	2			35x10^12	<1.8					
22		5 MGD STP Mehrauli	Extended Aeration	DJB	-	-	50	30	250	50	5	-	11.10.2024	-	7.30	7.60	490	44	260	28	690	110	21	24	2	1	2.8	1.2	24x10^18	24x10^10					
23		0.68MGD STP Molarband	Fluidized Aerobic Bed	DJB	-	-	30	20	250	50	5	-	15.08.2024	-	7.20	7.40	556	19	320	11	770	45	43	34	2	1	6.8	0.4	24x10^18	93					
24		5 MGD STP Ghitorini	ASP	DJB	-	-	30	20	250	50	5	-	17.10.2024	-	7.60	7.30	284	19	260	10	519	46	200	0	3	1	2.4	0.4							
25		2.2 MGD STP Vasant Kunj(Old)	Extended Aeration	DJB	-	-	50	30	250	50	5	-	11.10.2024	-	7.40	7.60	408	25	230	10.8	698	62	71	1	2	1	2.4	0.8	24x10^18	11x10^8					
26		3MGD STP Vasant Kunj(New)	Extended Aeration	DJB	-	-	30	20	250	50	5	-	11.10.2024	-	7.30	7.30	370	20	265	12	633	53	89	5	2	1	2	0.4	24x10^18						
27		2.2 MGD STP Delhi Gate-I	Biofor and dansadeg	Degramoent	-	-	15	10	50	5	2	-	17.10.2024	-	7.20	7.40	240	8	225	10.3	472	39	42	3	2	1	2.4	0	24x10^18	24x10^6					
28		15 MGD STP delhi Gate-II	Biofor and dansadeg	Degramoent	-	Chlorination	10	10	50	5	2	230	17.10.2024	-	7.50	7.60	268	6	300	6	394	30	38	2	2	0	2	0	24x10^18	2400					
29		2.2 MGD STP S.H.N	Biofor and dansadeg	Degramoent	-	-	15	10	50	5	2	-	17.10.2024	-	7.30	7.20	284	7	219	6.3	520	54	44	4	3	0	2.8	0	24x10^18	35x10^5					
30	Pappankalan	20MGD Ph-I STP Pappankalan	ASP	SUBHASH INFRA PVT. LTD	-	-	50	30	250	50	5	-	11.12.2024		7.82	7.84	376	25	190	14	493	75	40	1	3	2	3.1	0			34×10^7	2400	Plant is under Rehabilitation	Dwarka Sector-7, Dwarka Sector 11, Dwarka Sector 16, Dawka Sector 24,	Palam, Dwarka, Matiala, Mahavir enclave, Dhoolsiaries, Bamdoli
31		20MGD Ph-II STP Pappankalan	ASP	VA-TECH WABAG LTD.	Media Filtration	Chlorination	10	10	50	5	2	230	11.12.2024		7.82	7.94	376	17	190	6	493	26	40	3	3	2	3.1	0			34×10^7	35			
32		5MGD STP Najafgarh	ASP	Ayaappa Pvt.Ltd.	-	-	50	30	250	50	5	-	07.12.2024		7.10	7.55	2512	7	900	6	2265	-	35	1	5	3	2.3	Nil					Plant Under Rehabilitation	25MGD Najafgarh SPS	Najafgarh, Nangli Sakravati, roshanpura
33	Rithala	40MGD Ph-I STP Rithala	ASP	Ms WA TECH BABAG LTD.	Disc Filter	UV	10	10	50	5	2	100	11.12.2024	33.95	7.48	7.65	336	9	177	8	444	33	29	2	4	1	3.2	1.2	-	-	-	-	Plant Under trial run		
34		40MGD Ph-II STP Rithala	ASP	SUEZ India Pvt. Ltd.	Disc Filter	UV	10	10	50	5	2	230	11.12.2024	37.78	7.50	7.67	348	9	185	8	458	32	27	5	4	1	2.4	0.4	-	-	-	-			
35	Rohini Sec-25	15MGD STP Sec-25 Rohini	ASP	Ms Dinesh Chandra Rohini project pvt. Ltd.	-	-	50	30	250	50	5	-	11.12.2024	8.02	7.52	7.29	160	23	118	13	296	64	40	0	5	4	-	-	-	-	-				
36	Yamuna Vihar	10MGD Phase-I Yamuna Vihar	ASP	DJB	-	-	50	30	250	50	5	-	11.12.2024	9.98	7.20	7.40	316	19	197	12	552	38	34	22	4	1	4.8	1.6	29x10^12	93x10^6	14x10^11	9x10^5		Ghonda-I SPS, Ghonda – II SPS Zafrabad SPS, Brahampuri SPS Yamuna Vihar SPS, Ghonda-I SPS Ghonda – II SPS, Zafrabad SPS Brahampuri SPS, Yamuna Vihar SPS	Ghonda,Gamri Village, Brahampuri, Ghonda and its adjoining area. Zafrabad and its adjoining area, Gautampuri,Brahampuri and its adjoining area,Kardampuri, Yamuna Vihar and its adjoining area Ghonda,Gamri Village,Brahampuri, Ghonda and its adjoining area. Zafrabad and its adjoining area, Gautampuri,Brahampuri and its adjoining area, Kardampuri, Yamuna Vihar and its adjoining area.Ghonda,Gamri Village, Brahampuri, Ghonda and its adjoining area, Ram Nagar, Bhukkara and its adjoining area,Yamuna Vihar
37		10MGD Phase-II Yamuna Vihar	ASP(IFAS)	M/s SIPL-RKC JV	Disc Filter	UV	10	10	50	5	2	230	11.12.2024	15.08	7.30	7.50	300	8	177	4	542	16	32	14	4	1	4.4	1.2	11x10^13	150	11x10^11	64			
38		25 MGD Phase-III Yamuna Vihar	ASP	M/s Joly & joly	-	-	30	20	250	50	5	-	11.12.2024	27.63	7.40	7.50	488	25	250	16	762	55	39	27	4	2	5.8	2.6	24x10^15	15x10^7	19x10^13	16x10^6			

	Plant not meeting standard as per paint parameter	BDL: Below detection limit
	Plant not meeting standard as per DPCC norms	ND: Not Detectable

Operational plant	38	Plant under DJB (O&M)	10
Plant Under rehabilitation	4	Plant under Pvt. (O&M)	28

Plant out of order	3	Plant out of order	3
Outlet Sample collected	35	Outlet Sample collected	35
Plant Under Unfit (As per design	3	Plant Under Unfit (As per DPCC)	20
Plant Under fit	32	Plant Under fit	15
%Unfit	9	%Unfit	57
%fit	91	%fit	43

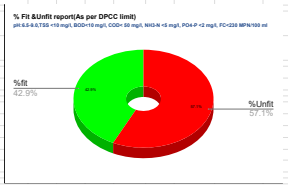

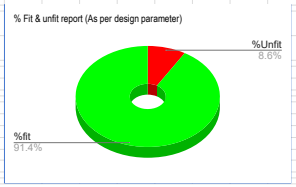

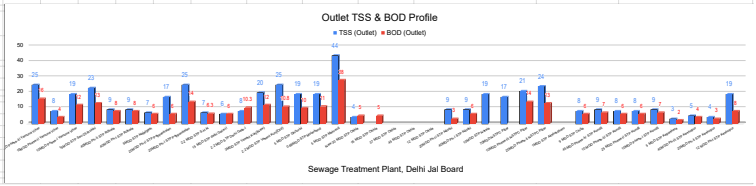

DELHI JAL BOARD

DAILY ANALYSIS REPORT OF ALL SEWAGE TREATMENT PLANT

DATE OF ANALYSIS : 12.12.2024

S.No.	Lab	Plant	Technology	Operator	Tertiary System	Disinfectent Type	Design Parameter(mg/l) TSS	BOD	COD	Ammonical-N	Phosphate-P	Outlet MPN (F.Coli) 100ml	Date of Analysis	Average Daily Flow (MGD)	pH (inlet)	pH (oulet)	TSS (inlet)	TSS (outlet)	BOD (inlet)	BOD (outlet)	COD (inlet)	COD (outlet)	Ammonical nitrogen (inlet)	Ammonical nitrogen (Outlet)	Ortho phosphate (inlet)	Ortho phosphate (outlet)	Sulphide (Inlet)	Sulphide (Outlet)	Inlet MPN (T.Coli) 100ml	Outlet MPN (T.Coli) 100ml	Inlet MPN (F.Coli) 100ml	Outlet MPN (F.Coli) 100ml	Remarks	Feed SPS	Command Area
															-	-	mg/l	mg/l	mg/l	mg/l	mg/l	mg/l	mg/l	mg/l	mg/l	mg/l	mg/l	mg/l							
1	Keshopur	12 MGD Ph-I STP Keshopur	ASP	VA-TECH WABAG LTD.	-	Chlorination	30	20	250	50	5	-	12.12.2024		7.10	7.40	644	21	-	-	681	30	24.5	0	3	5	5.3	Nil						Utlam Nagar SPS Powergroyal SPS Keshopur ISP	Wst Delhi, Patel Nagar, Moti Nagar, Rajouri Gracden, Tilak Nagar, Punjabi Bagh, Delhi Cantt, Janakpuri, Paschim Vihar, Uttam Nagar
2		20MGD Ph-II STP Keshopur	ASP	Ayaappa Pvt.Ltd	-	-	30	20	250	50	5	-	12.12.2024		7.38	7.41	443	7	-	-	627	37	29	1	3	1	0.66	Nil					Plant is under rehabilitation and running with 50% capacity.		
3		40MGD Ph-III STP Keshopur	ASP	Ayaappa Pvt.Ltd	-	-	30	20	250	50	5	-	12.12.2024		7.36	7.43	472	2	-	-	513	21	19	0	4	4	2.26	Nil	24×10^10	11×10^5	24×10^8	21×10^3	under rehabilitation state and running with 50% capacity.		
4		5 MGD STP Kapashera	SBR	TRIVENI	-	UV	10	10	50	5	2	230	07.12.2024		7.34	7.40	467	3	302	2	302	-	22	0	3	3	0.9	Nil						Rajokari SPS, Renkpuri SPS, Kapashera SPS, Dundahera SPS	
5	Kondli	10MGD Phase-I STP Kondli	ASP	Triveni Pvt. Ltd	RGF	Chlorination	10	10	50	5	2	230	12.12.2024	10	7.10	7.60	298	8	137	6	426	15	30	1	3	1	6	Nil						Preet Vihar, Jagriti Enclave, Geeta Colony, Mandawali, Kalyanpuri, Pandav Nagar, Dallupura , Gharoli	Geeta Colony-SPS,Preet Vihar,Laxmi Nagar, Nirman Vihar, Shakar pur, Swasthya Vihar, Jagat puri, around Rashtrpatace , Jheel, Gandhi Nagar, Bihar Colny,Vishwas Nagar, Surajmal Vihar, Anand Vihar, Vivek Vihar, Jhilmil colony, Dallupura, Preet Vihar, Jagriti Enclave, Jagriti Enclave,Geeta Colony area,Indraparastha Eun. Societies, Mandawali, Pandav Nagar, South Ganesh Nagar, Chander Vihar, Hasan Pur Dayot village/society, Railway Colony,Acharya Niketan, Pandav nagar, Mayur Vihar Ph-I & II, Trilok puri, Khichripur, Kalyanpuri, Kalyanpuri, Shashi Garden, Mandawali SPS, Patparganj, Homeotgun, Dallupura Village, Ashok Vihar,Gharoli village, Ashok Vihar, Gharoli village, Gharoli Dairy,mayur Vihar Ph-III, Sagara Basti ,Papel Market, etc.
6		25 MGD Phase-II STP Kondli	ASP	Triveni Pvt. Ltd	RGF	Chlorination	10	10	50	5	2	230	12.12.2024	25	7.10	7.60	298	9	137	8	426	12	30	2	3	1	6	Nil							
7		10 MGD Phase-III STP Kondli	ASP	Triveni Pvt. Ltd	RGF	Chlorination	10	10	50	5	2	230	12.12.2024	10	7.10	7.60	298	9	137	8	426	12	30	2	3	1	6	Nil					-		
8		45 MGD Phase-IV STP Kondli	ASP(IFAS)	Ayaappa Pvt.Ltd	Disc Filter	UV	10	10	50	5	2	230	12.12.2024	45	7.10	7.40	310	8	140	7	440	18	32	3	3	1	5.6	Nil							
9		9 MGD STP Chilla	Combitreat-ISBR	HNB Engineers		Chlorination	10	10	50	5	2	230	07.10.2024	9	6.80	7.30	354	8	138	6	424	14	35	1	4	2	6.8	Nil						Ghazipur drain	
10		1MGD STP Akshardham	MBR	M/s Toshiba Water Solution Pvt. Ltd.	Membrane Filtration	Chlorination	1	2	50	5	2	230	16.09.2024	1	6.90	7.60	310	BDL	140	BDL	390	6	32	Nil	3	Nil	6.4	Nil	11×10^17	150				Akshardham SPS	Sports Complex
11	N.S.T.P.C.Pillar	20MGD Phase-II NSTPC Pillar	ASP	DRA Infracom Pvt.Ltd.	-	UV (Not Started)	50	30	250	50	5	-	12.12.2024	4	7.30	7.50	204	15	106	09	370	30	20	1	2	1	2.5	0.8					Half stream of plant is Under Rehabilitation		
12		10MGD Phase-III NSTPC Pillar	ASP	DRA Infracom Pvt.Ltd.	-	UV (Not Started)	50	30	250	50	5	-	12.12.2024	0.5	7.40	7.60	112	18	59	12	253	39	21	1	2	1	2.2	1.2							
13		70MGD NSTPC Pillar	ASP	L&T Construction and PASSAVANT (JV)	-	Chlorination	10	10	50	5	2	230	12.12.2024	29.9	7.40	7.80	198	07	105	04	356	24	29	0	3	1	3.2	bdl					Poly dosing		
14		10MGD STP Narela	ASP	DRA Infracom Pvt. Ltd.	-	UV (Not Started)	50	30	250	50	5	-	11.12.2024		7.40	7.70	174	19	75	09	290	37	30	1	3	1	6.6	1.3							
15	Nilothi	40MGD Ph-I STP Nilothi	ASP	SUBHASH INFRA PVT. LTD	-	-	50	30	250	50	5	-	12.12.2024		7.50	7.90	152	12	-	-	-	-	32	20	4	2	1.4	Nil					under rehabilitation state and running with 50% capacity.	Pratibha SPS, Bakkarwala SPS, Sayyad nangloi SPS	
16		20MGD Ph-II STP Nilothi	ASP	VEOLIA INDIA	Disc Filter	Chlorination	10	10	50	5	2	230	12.12.2024		7.50	7.80	220	6	-	-	-	-	28	12	3	1	1.1	Nil						CIDA SPS,IET New SPS, Sayyad nangloi SPS	
17	Okhla	12 MGD STP Okhla	ASP	DJB			50	30	250	50	5	-	-	-	-	-	-	-	-	-	-	-	-	-	-	-	-	-	-	-	-	-	Plant not in operation	Kilokri, Ring Road, Andrew Ganj, Pragati Vihar, Sarita Vihar, Tuglakabad, Batla House, Jasola Vihar, East of Kailash, Sukhdev Vihar, Modi Mill – 1, Modi Mill – 1, Sarita Vihar A- Block, Okhla Vihar, Tahkhand SPS, Tigri SPS	Kilokri, Ring Road, Andrew Ganj, Pragati Vihar, Sarita Vihar, Tuglakabad, Batla House, Jasola Vihar, East of Kailash, Sukhdev Vihar, Modi Mill – 1, Modi Mill – 1, Sarita Vihar A- Block, Okhla Vihar, Tahkhand SPS, Tigri SPS
18		45 MGD STP Okhla	ASP	DJB	-	-	50	30	250	50	5	-	-	-	-	-	-	-	-	-	-	-	-	-	-	-	-	-	-	-	-	-	Plant not in operation		
19		37 MGD STP Okhla	ASP	DJB	-	-	50	30	250	50	5	-	-	-	-	-	-	-	-	-	-	-	-	-	-	-	-	-	-	-	-	-	Plant not in operation		
20		16 MGD STP Okhla	ASP	DJB	-	-	50	30	250	50	5	-	07.12.2024		7.40	7.60	154	08	153	5	-	-	42	3	3	2			28x10^10				PAC Dosing		
21		New 30 MGD STP Okhla	ASP	SUEZ India Pvt. Ltd.	-	-	10	10	50	5	2	-	07.12.2024		7.30	7.60	18	4	160	5	-	-	44	1	3	2			35x10^12	<1.8					
22		5 MGD STP Mehrauli	Extended Aeration	DJB	-	-	50	30	250	50	5	-	11.10.2024	-	7.30	7.60	490	44	260	28	690	110	21	24	2	1	2.8	1.2	24x10^18	24x10^10					
23		0.68MGD STP Molarband	Fluidized Aerobic Bed	DJB	-	-	30	20	250	50	5	-	15.08.2024	-	7.20	7.40	556	19	320	11	770	45	43	34	2	1	6.8	0.4	24x10^18	93					
24		5 MGD STP Ghitorini	ASP	DJB	-	-	30	20	250	50	5	-	17.10.2024	-	7.60	7.30	284	19	260	10	519	46	200	0	3	1	2.4	0.4							
25		2.2 MGD STP Vasant Kunj(Old)	Extended Aeration	DJB	-	-	50	30	250	50	5	-	11.10.2024	-	7.40	7.60	408	25	230	10.8	698	62	71	1	2	1	2.4	0.8	24x10^18	11x10^8					
26		3MGD STP Vasant Kunj(New)	Extended Aeration	DJB	-	-	30	20	250	50	5	-	11.10.2024	-	7.30	7.30	370	20	265	12	633	53	89	5	2	1	2	0.4	24x10^18						
27		2.2 MGD STP Delhi Gate-I	Biofor and dansadeg	Degramoent	-	-	15	10	50	5	2	-	17.10.2024	-	7.20	7.40	240	8	225	10.3	472	39	42	3	2	1	2.4	0	24x10^18	24x10^6					
28		15 MGD STP delhi Gate-II	Biofor and dansadeg	Degramoent	-	Chlorination	10	10	50	5	2	230	17.10.2024	-	7.50	7.60	268	6	300	6	394	30	38	2	2	0	2	0	24x10^18	2400					
29		2.2 MGD STP S.H.N	Biofor and dansadeg	Degramoent	-	-	15	10	50	5	2	-	17.10.2024	-	7.30	7.20	284	7	219	6.3	520	54	44	4	3	0	2.8	0	24x10^18	35x10^5					
30	Pappankalan	20MGD Ph-I STP Pappankalan	ASP	SUBHASH INFRA PVT. LTD	-	-	50	30	250	50	5	-	11.12.2024		7.82	7.84	376	25	190	14	493	75	40	1	3	2	3.1	0			34×10^7	2400	Plant is under Rehabilitation	Dwarka Sector-7, Dwarka Sector 11, Dwarka Sector 16, Dawka Sector 24,	Palam, Dwarka, Matiala, Mahavir enclave, Dhodsaiaras, Bamdoli
31		20MGD Ph-II STP Pappankalan	ASP	VA-TECH WABAG LTD.	Media Filtration	Chlorination	10	10	50	5	2	230	11.12.2024		7.82	7.94	376	17	190	6	493	26	40	3	3	2	3.1	0			34×10^7	35			
32		5MGD STP Najafgarh	ASP	Ayaappa Pvt.Ltd.	-	-	50	30	250	50	5	-	07.12.2024		7.10	7.55	2512	7	900	6	2265	-	35	1	5	3	2.3	Nil					Plant Under Rehabilitation	25MGD Najafgarh SPS	Najafgarh, Nangli Sakravati, roshanpura
33	Rithala	40MGD Ph-I STP Rithala	ASP	Ms WA TECH BABAG LTD.	Disc Filter	UV	10	10	50	5	2	100	12.12.2024	34.21	7.47	7.62	304	9	155	8	387	36	25	2	4	1	5.2	0.8	-	-	-	-	Plant Under trial run		
34		40MGD Ph-II STP Rithala	ASP	SUEZ India Pvt. Ltd.	Disc Filter	UV	10	10	50	5	2	230	12.12.2024	37.18	7.40	7.69	332	10	177	9	439	38	23	8	4	1	4.8	0.8	-	-	-	-			
35	Rohini Sec-25	15MGD STP Sec-25 Rohini	ASP	Ms Dinesh Chandra Rohini project pvt. Ltd.	-	-	50	30	250	50	5	-	12.12.2024	8.72	7.28	7.34	112	29	92	18	232	88	38	0	5	4	-	-	--	-	-	-			
36	Yamuna Vihar	10MGD Phase-I Yamuna Vihar	ASP	DJB	-	-	50	30	250	50	5	-	12.12.2024	10.1	7.20	7.40	296	16	186	9	519	33	30	21	3	1	4.8	1.8	15x10^12	21x10^6	11x10^11	9x10^5		Ghonda-I SPS, Ghonda – II SPS Zafrabad SPS, Brahampuri SPS Yamuna Vihar SPS, Ghonda-I SPS Ghonda – II SPS, Zafrabad SPS Brahampuri SPS, Yamuna Vihar SPS	Ghonda,Gamri Village, Brahampuri, Ghonda and its adjoining area. Zafrabad and its adjoining area, Gautampuri,Brahampuri and its adjoining area,Kardampuri, Yamuna Vihar and its adjoining area Ghonda,Gamri Village,Brahampuri, Ghonda and its adjoining area. Zafrabad and its adjoining area, Gautampuri,Brahampuri and its adjoining area, Kardampuri, Yamuna Vihar and its adjoining area.Ghonda,Gamri Village, Brahampuri, Ghonda and its adjoining area, Ram Nagar, Bhukkara and its adjoining area,Yamuna Vihar
37		10MGD Phase-II Yamuna Vihar	ASP(IFAS)	M/s SIPL-RKC JV	Disc Filter	UV	10	10	50	5	2	230	12.12.2024	15.23	7.30	7.50	356	9	219	4	555	23	29	13	3	1	4.2	1.4	12x10^12	93	15x10^11	53			
38		25 MGD Phase-III Yamuna Vihar	ASP	M/s Joly & joly	-	-	30	20	250	50	5	-	12.12.2024	27.29	7.40	7.50	464	26	260	17	734	62	36	27	4	2	6	2.8	29x10^14	21x10^7	14x10^13	20x10^6			

	Plant not meeting standard as per paint parameter	BDL: Below detection limit
	Plant not meeting standard as per DPCC norms	ND: Not Detectable

Operational plant	38	Plant under DJB (O&M)	10
Plant Under rehabilitation	4	Plant under Pvt. (O&M)	28

Plant out of order	3	Plant out of order	3
Outlet Sample collected	35	Outlet Sample collected	35
Plant Under Unfit (As per design	3	Plant Under Unfit (As per DPCC)	16
Plant Under fit	32	Plant Under fit	19
%Unfit	9	%Unfit	46
%fit	91	%fit	54

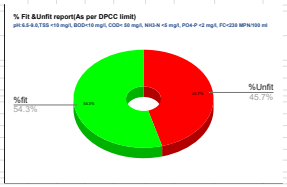

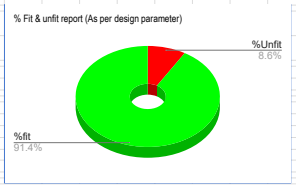

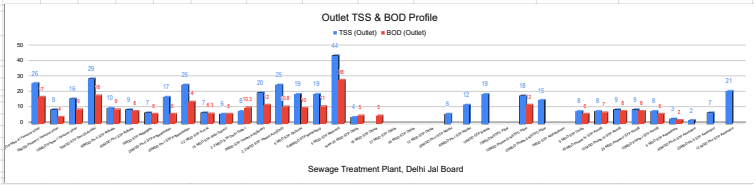

DELHI JAL BOARD

DAILY ANALYSIS REPORT OF ALL SEWAGE TREATMENT PLANT

DATE OF ANALYSIS : 13.12.2024

S.No.	Lab	Plant	Technology	Operator	Tertiary System	Disinfectent Type	Design Parameter(mg/l) TSS	BOD	COD	Ammonical-N	Phosphate-P	Outlet MPN (F.Coli) 100ml	Date of Analysis	Average Daily Flow (MGD)	pH (inlet) -	pH (oulet) -	TSS (inlet) mg/l	TSS (outlet) mg/l	BOD (inlet) mg/l	BOD (outlet) mg/l	COD (inlet) mg/l	COD (outlet) mg/l	Ammonical nitrogen (inlet) mg/l	Ammonical nitrogen (Outlet) mg/l	Ortho phosphate (inlet) mg/l	Ortho phosphate (outlet) mg/l	Sulphide (Inlet) mg/l	Sulphide (Outlet) mg/l	Inlet MPN (T.Coli) 100ml	Outlet MPN (T.Coli) 100ml	Inlet MPN (F.Coli) 100ml	Outlet MPN (F.Coli) 100ml	Remarks	Feed SPS	Command Area
1	Keshopur	12 MGD Ph-I STP Keshopur	ASP	VA-TECH WABAG LTD.	-	Chlorination	30	20	250	50	5	-	13.12.2024		7.38	7.36	249	26	132	4	294	21	19.5	1	3	4	0.8	Nil	24×10^8	2400	24×10^6	2100		Uttam Nagar SPS Powergroyal SPS Keshopur ISP	Wst Delhi, Patel Nagar, Moti Nagar, Rajouri Gracden, Tilak Nagar, Punjabi Bagh, Delhi Cantt, Janakpuri, Paschim Vihar, Uttam Nagar
2		20MGD Ph-II STP Keshopur	ASP	Ayaappa Pvt.Ltd	-	-	30	20	250	50	5	-	13.12.2024		7.47	7.22	540	7	210	16	511	42	26.5	0	4	1	1.06	Nil					Plant is under rehabilitation and running with 50% capacity.		
3		40MGD Ph-III STP Keshopur	ASP	Ayaappa Pvt.Ltd	-	-	30	20	250	50	5	-	13.12.2024		7.40	7.55	485	5	235	3.5	500	23	27.2	0	4	4	1.33	Nil					under rehabilitation state and running with 50% capacity.		
4		5 MGD STP Kapashera	SBR	TRIVENI	-	UV	10	10	50	5	2	230	07.12.2024		7.34	7.40	467	3	302	2	302	-	22	0	3	3	0.9	Nil						Rajokari SPS, Rankpuri SPS, Kapashera SPS, Dundahera SPS	
5	Kondli	10MGD Phase-I STP Kondli	ASP	Triveni Pvt. Ltd	RGF	Chlorination	10	10	50	5	2	230	13.12.2024	10	7.00	7.40	290	9	135	6	380	17	30	1	3	1	6	Nil						Preet Vihar, Jagriti Enclave, Geeta Colony, Mandawali, Kalyanpuri, Nava Kalyanpuri, Dallupura , Gharoli	Geeta Colony SPS,Preet Vihar,Laxmi Nagar, Nirman Vihar, Shakar pur, Swasthya Vihar, Jagat puri, around Rashtrpatace , Jheel, Gandhi Nagar, Bihar Colny Vishwas Nagar, Surajmal Vihar, Anand Vihar, Vivek Vihar, Jhilmil Colony, Dallupura, Preet Vihar, Karkardooma Colony, Jagriti Enclave,Geeta Colony area,Indraparastha Eun. Societies, Mandawali, Pandav Nagar, South Ganesh Nagar, Chander Vihar, Hasan Pur Dayot villagetrocity, Railway Colony,Acharya Niketan, Pandav nagar, Mayur Vihar Ph-I & II, Trilok puri, Khichripur, Kalyanpuri, Kalyanpuri, Shashi Garden, Mandawali SPS, Patparganj, Homeotgun, Dallupura Colony, Kondli Village, Gharoli Village, Ashok Vihar Village, Gharoli Dairy,mayur Vihar Ph-III, Sagara Basti ,Papel Market, etc.
6		25 MGD Phase-II STP Kondli	ASP	Triveni Pvt. Ltd	RGF	Chlorination	10	10	50	5	2	230	13.12.2024	25	7.00	7.60	290	7	135	5	380	14	30	2	3	1	6	Nil							
7		10 MGD Phase-III STP Kondli	ASP	Triveni Pvt. Ltd	RGF	Chlorination	10	10	50	5	2	230	13.12.2024	10	7.00	7.60	290	7	135	5	380	14	30	2	3	1	6	Nil					-		
8		45 MGD Phase-IV STP Kondli	ASP(IFAS)	Ayaappa Pvt.Ltd	Disc Filter	UV	10	10	50	5	2	230	13.12.2024	45	7.00	7.50	302	9	138	6	410	15	32	3	4	1	5.6	Nil							
9		9 MGD STP Chilla	Combitreat-ISBR	HNB Engineers		Chlorination	10	10	50	5	2	230	07.10.2024	9	6.80	7.30	354	8	138	6	424	14	35	1	4	2	6.8	Nil						Ghazipur drain	
10		1MGD STP Akshardham	MBR	M/s Toshiba Water Solution Pvt. Ltd.	Membrane Filtration	Chlorination	1	2	50	5	2	230	16.09.2024	1	6.90	7.60	310	BDL	140	BDL	390	6	32	Nil	3	Nil	6.4	Nil	11×10^17	150				Akshardham SPS	Sports Complex
11	N.S.T.P.C.Pillar	20MGD Phase-II NSTPC Pillar	ASP	DRA Infracom Pvt.Ltd.	-	UV (Not Started)	50	30	250	50	5	-	13.12.2024		7.30	7.60	226	14	145	08	466	24	20	0	2	1	2.7	0.8					Half stream of plant is Under Rehabilitation		
12		10MGD Phase-III NSTPC Pillar	ASP	DRA Infracom Pvt.Ltd.	-	UV (Not Started)	50	30	250	50	5	-	13.12.2024		7.30	7.50	178	15	89	10	299	39	23	1	3	1	2.4	0.9							
13		70MGD NSTPC Pillar	ASP	L&T Construction and PASSAVANT (JV)	-	Chlorination	10	10	50	5	2	230	13.12.2024		7.30	7.80	192	09	108	03	248	17	28	0	3	1	3.7	0.7					Poly dosing		
14		10MGD STP Narela	ASP	DRA Infracom Pvt. Ltd.	-	UV (Not Started)	50	30	250	50	5	-	13.12.2024		7.40	7.60	186	18	95	14	252	34	32	1	3	1	5.4	1							
15	Nilothi	40MGD Ph-I STP Nilothi	ASP	SUBHASH INFRA PVT. LTD	-	-	50	30	250	50	5	-	13.12.2024		7.50	7.90	212	5	180	5	436	-	28	20	4	2	1.1	Nil					under rehabilitation state and running with 50% capacity.	Pratibha SPS, Bakkarwala SPS, Sayyad nangloi SPS	
16		20MGD Ph-II STP Nilothi	ASP	VEOLIA INDIA	Disc Filter	Chlorination	10	10	50	5	2	230	13.12.2024		7.80	7.60	186	2	158	5	315	-	30	12	3	1	1	Nil						DDA SPS,IST Nee SPS, Sayyad nangloi SPS	
17	Okhla	12 MGD STP Okhla	ASP	DJB			50	30	250	50	5	-	-	-	-	-	-	-	-	-	-	-	-	-	-	-	-	-	-	-	-	-	Plant not in operation	Kilokri, Ring Road, Andrew Ganj, Pragati Vihar, Sarita Vihar, Tuglakabad, Batla House, Jasola Vihar, East of Kailash, Sukhdev Vihar, Okhla Vihar, Modi Mill – 1, Sarita Vihar A- Block, Okhla Vihar, Tahkhand SPS, Tigri SPS	Kilokri, Ring Road, Andrew Ganj, Pragati Vihar, Sarita Vihar, Tuglakabad, Batla House, Jasola Vihar, East of Kailash, Sukhdev Vihar, Modi Mill – 1, Modi Mill – 1, Sarita Vihar A- Block, Okhla Vihar, Tahkhand SPS, Tigri SPS
18		45 MGD STP Okhla	ASP	DJB	-	-	50	30	250	50	5	-	-	-	-	-	-	-	-	-	-	-	-	-	-	-	-	-	-	-	-	-	Plant not in operation		
19		37 MGD STP Okhla	ASP	DJB	-	-	50	30	250	50	5	-	-	-	-	-	-	-	-	-	-	-	-	-	-	-	-	-	-	-	-	-	Plant not in operation		
20		16 MGD STP Okhla	ASP	DJB	-	-	50	30	250	50	5	-	07.12.2024		7.40	7.60	154	08	153	5	-	-	42	3	3	2			28x10^10				**PAC Dosing**		
21		New 30 MGD STP Okhla	ASP	SUEZ India Pvt. Ltd.	-	-	10	10	50	5	2	-	07.12.2024		7.30	7.60	18	4	160	5	-	-	44	1	3	2			35x10^12	<1.8					
22		5 MGD STP Mehrauli	Extended Aeration	DJB	-	-	50	30	250	50	5	-	11.10.2024	-	7.30	7.60	490	44	260	28	690	110	21	24	2	1	2.8	1.2	24x10^18	24x10^10					
23		0.66MGD STP Molarband	Fluidized Aerobic Bed	DJB	-	-	30	20	250	50	5	-	15.08.2024	-	7.20	7.40	556	19	320	11	770	45	43	34	2	1	6.8	0.4	24x10^18	93					
24		5 MGD STP Ghitorini	ASP	DJB	-	-	30	20	250	50	5	-	17.10.2024	-	7.60	7.30	284	19	260	10	519	46	200	0	3	1	2.4	0.4							
25		2.2 MGD STP Vasant Kunj(Old)	Extended Aeration	DJB	-	-	50	30	250	50	5	-	11.10.2024	-	7.40	7.60	408	25	230	10.8	698	62	71	1	2	1	2.4	0.8	24x10^18	11x10^8					
26		3MGD STP Vasant Kunj(New)	Extended Aeration	DJB	-	-	30	20	250	50	5	-	11.10.2024	-	7.30	7.30	370	20	265	12	633	53	89	5	2	1	2	0.4	24x10^18						
27		2.2 MGD STP Delhi Gate-I	Biofor and dansadeg	Degramoent	-	-	15	10	50	5	2	-	17.10.2024	-	7.20	7.40	240	8	225	10.3	472	39	42	3	2	1	2.4	0	24x10^18	24x10^6					
28		15 MGD STP delhi Gate-II	Biofor and dansadeg	Degramoent	-	Chlorination	10	10	50	5	2	230	17.10.2024	-	7.50	7.60	268	6	300	6	394	30	38	2	2	0	2	0	24x10^18	2400					
29		2.2 MGD STP S.H.N	Biofor and dansadeg	Degramoent	-	-	15	10	50	5	2	-	17.10.2024	-	7.30	7.20	284	7	219	6.3	520	54	44	4	3	0	2.8	0	24x10^18	35x10^5					
30	Pappankalan	20MGD Ph-I STP Pappankalan	ASP	SUBHASH INFRA PVT. LTD	-	-	50	30	250	50	5	-	11.12.2024		7.82	7.84	376	25	190	14	493	75	40	1	3	2	3.1	0			34×10^7	2400	Plant is under Rehabilitation	Dwarka Sector-7, Dwarka Sector 11, Dwarka Sector 16, Dawrka Sector 24,	Palam, Dwarka, Matiala, Mahavir enclave, Dhoolsiaries, Bamdoli
31		20MGD Ph-II STP Pappankalan	ASP	VA-TECH WABAG LTD.	Media Filtration	Chlorination	10	10	50	5	2	230	11.12.2024		7.82	7.94	376	17	190	6	493	26	40	3	3	2	3.1	0			34×10^7	35			
32		5MGD STP Najafgarh	ASP	Ayaappa Pvt.Ltd.	-	-	50	30	250	50	5	-	07.12.2024		7.10	7.55	2512	7	900	6	2265	-	35	1	5	3	2.3	Nil					Plant Under Rehabilitation	25MGD Najafgarh SPS	Najafgarh, Nangli Sakravati, roshanpura
33	Rithala	40MGD Ph-I STP Rithala	ASP	Ms WA TECH BABAG LTD.	Disc Filter	UV	10	10	50	5	2	100	13.12.2024	36.81	7.46	7.65	332	10	172	9	428	38	26	01	4	1	4.4	1.2	-	-	24*10^8	460	Plant Under trial run		
34		40MGD Ph-II STP Rithala	ASP	SUEZ India Pvt. Ltd.	Disc Filter	UV	10	10	50	5	2	230	13.12.2024	37.19	7.48	7.69	300	09	163	8	404	35	35	06	4	1	3.6	0.4	-	-	24*10^8	150			
35	Rohini Sec-25	15MGD STP Sec-25 Rohini	ASP	Ms Dinesh Chandra Rohini project pvt. Ltd.	-	-	50	30	250	50	5	-	13.12.2024	8.23	7.31	7.34	400	25	210	15	520	64	38	0	4	3	-	-	-	-	24x10^7+	11x10^5			
36	Yamuna Vihar	10MGD Phase-I Yamuna Vihar	ASP	DJB	-	-	50	30	250	50	5	-	13.12.2024	9.87	7.20	7.50	252	18	158	11	480	30	30	18	3	2	4.6	1.6	21x10^12	15x10^6	14x10^11	11x10^5		Ghonda-I SPS, Ghonda – II SPS Zafrabad SPS, Brahampuri SPS Yamuna Vihar SPS, Ghonda-I SPS Ghonda – II SPS, Zafrabad SPS, Brahampuri SPS, Yamuna Vihar SPS	Ghonda,Gamri Village, Brahampuri, Ghonda and its adjoining area. Zafrabad and its adjoining area, Gautampuri,Brahampuri and its adjoining area,Karderpuri, Yamuna Vihar and its adjoining area Ghonda,Gamri Village,Brahampuri, Ghonda and its adjoining area. Zafrabad and its adjoining area, Gautampuri,Brahampuri and its adjoining area, Karderpuri, Yamuna Vihar and its adjoining area.Ghonda,Gamri Village, Brahampuri, Ghonda and its adjoining area, Ram Nagar, Bhukkara and its adjoining area,Yamuna Vihar
37		10MGD Phase-II Yamuna Vihar	ASP(IFAS)	M/s SIPL-RKC JV	Disc Filter	UV	10	10	50	5	2	230	13.12.2024	15.18	7.30	7.60	344	8	215	5	520	26	35	12	3	1	4	1.2	12x10^12	75	11x10^11	53			
38		25 MGD Phase-III Yamuna Vihar	ASP	M/s Joly & joly	-	-	30	20	250	50	5	-	12.12.2024	27.61	7.20	7.60	520	26	299	18	585	58	40	28	4	2	5.8	2.6	29x10^14	12x10^7	19x10^13	16x10^6			

	Plant not meeting standard as per palnt parameter	BDL: Below detection limit
	Plant not meeting standard as per DPCC norms	ND: Not Detectable

Operational plant	38	Plant under DJB (O&M)	10
Plant Under rehabilitation	4	Plant under Pvt. (O&M)	28

Plant out of order	3	Plant out of order	3
Outlet Sample collected	35	Outlet Sample collected	35
Plant Under Unfit (As per design	3	Plant Under Unfit (As per DPCC)	16
Plant Under fit	32	Plant Under fit	19
%Unfit	9	%Unfit	46
%fit	91	%fit	54

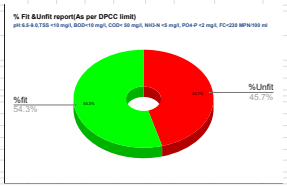

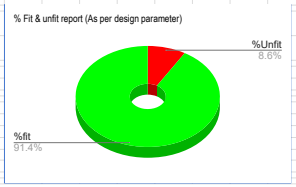

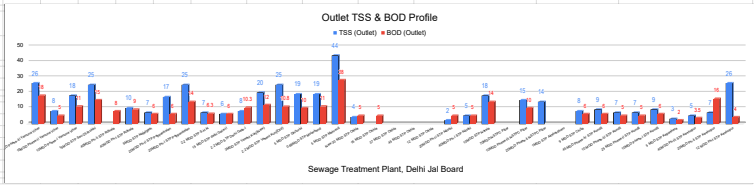

DELHI JAL BOARD

DAILY ANALYSIS REPORT OF ALL SEWAGE TREATMENT PLANT

DATE OF ANALYSIS : 14.12.2024

S.No.	Lab	Plant	Technology	Operator	Tertiary System	Disinfectent Type	Design Parameter(mg/l) TSS	BOD	COD	Ammonical-N	Phosphate-P	Outlet MPN (F.Coli) 100ml	Date of Analysis	Average Daily Flow (MGD)	pH (inlet) -	pH (oulet) -	TSS (inlet) mg/l	TSS (outlet) mg/l	BOD (inlet) mg/l	BOD (outlet) mg/l	COD (inlet) mg/l	COD (outlet) mg/l	Ammonical nitrogen (inlet) mg/l	Ammonical nitrogen (Outlet) mg/l	Ortho phosphate (inlet) mg/l	Ortho phosphate (outlet) mg/l	Sulphide (Inlet) mg/l	Sulphide (Outlet) mg/l	Inlet MPN (T.Coli) 100ml	Outlet MPN (T.Coli) 100ml	Inlet MPN (F.Coli) 100ml	Outlet MPN (F.Coli) 100ml	Remarks	Feed SPS	Command Area
1	Keshopur	12 MGD Ph-I STP Keshopur	ASP	VA-TECH WABAG LTD.	-	Chlorination	30	20	250	50	5	-	14.12.2024	-	7.40	7.38	258	20	140	5	326	28	22.5	0	3	4	-	-						Uttam Nagar SPS Powergroyal SPS Keshopur ISP	Wst Delhi, Patel Nagar, Moti Nagar, Rajouri Gracden, Tilak Nagar, Punjabi Bagh, Delhi Cantt, Janakpuri, Paschim Vihar, Uttam Nagar
2		20MGD Ph-II STP Keshopur	ASP	Ayaappa Pvt.Ltd	-	-	30	20	250	50	5	-	14.12.2024	-	7.44	7.39	407	4	180	13	428	39	27	0	4	1	-	-	24×10^9	24000	24×10^7	4600	Plant is under rehabilitation and running with 50% capacity.		
3		40MGD Ph-III STP Keshopur	ASP	Ayaappa Pvt.Ltd	-	-	30	20	250	50	5	-	14.12.2024	-	7.42	7.50	366	6	260	5	664	27	25.5	0	4	4	-	-					under rehabilitation state and running with 50% capacity.		
4		5 MGD STP Kapashera	SBR	TRIVENI	-	UV	10	10	50	5	2	230	07.12.2024	-	7.34	7.40	467	3	302	2	302	-	22	0	3	3	0.9	Nil						Rajokari SPS, Renkpuri SPS, Kapashera SPS, Dundahera SPS	
5	Kondli	10MGD Phase-I STP Kondli	ASP	Triveni Pvt. Ltd	RGF	Chlorination	10	10	50	5	2	230	14.12.2024	10	7.10	7.60	322	8	143	5	430	18	30	1	4	1	5.4	0.4						Preet Vihar, Jagriti Enclave, Geeta Colony, Mandawali, Kalyanpuri, New Kalyanpuri, Dallupura , Gharoli	Geeta Colony SPS,Preet Vihar,Laxmi Nagar, Nirman Vihar, Shakar pur, Swasthya Vihar, Jagat puri, around Radhupalace , Jheel, Gandhi Nagar, Bihar Colny Vishwas Nagar, Surajmal Vihar, Anand Vihar, Vivek Vihar, Jhilmil Colony, Dilshad Garden, Mandawali, Vinod Nagar, Jagriti Enclave,Geeta Colony area,Indraparastha Eun. Societies, Mandawali, Pandav Nagar, South Ganesh Nagar, Chander Vihar, Hasan Pur Dayot village/society, Railway Colony,Acharya Niketan, Pandav nagar, Mayur Vihar Ph-I & II, Trilok puri, Khichripur, Kalyanpuri, Kalyanpuri, Shashi Garden, Mandawali SPS, Patparganj, Homestigun, Dallupura SPS, Ghazipur village/society, Ashok Vihar, Ashok Vihar, Gharoli Dairy,mayur Vihar Ph-III, Sagara Basti ,Papel Market, etc.
6		25 MGD Phase-II STP Kondli	ASP	Triveni Pvt. Ltd	RGF	Chlorination	10	10	50	5	2	230	14.12.2024	25	7.10	7.60	322	9	143	6	430	22	30	3	4	1	5.4	0.8							
7		10 MGD Phase-III STP Kondli	ASP	Triveni Pvt. Ltd	RGF	Chlorination	10	10	50	5	2	230	14.12.2024	10	7.10	7.60	322	9	143	6	430	22	30	3	4	1	5.4	0.8					-		
8		45 MGD Phase-IV STP Kondli	ASP(IFAS)	Ayaappa Pvt.Ltd	Disc Filter	UV	10	10	50	5	2	230	14.12.2024	45	7.10	7.50	316	7	140	5	403	16	32	2	3	2	6	Nil							
9		9 MGD STP Chilla	Combitreat-ISBR	HNB Engineers		Chlorination	10	10	50	5	2	230	07.10.2024	9	6.80	7.30	354	8	138	6	424	14	35	1	4	2	6.8	Nil						Ghazipur drain	
10		1MGD STP Akshardham	MBR	M/s Toshiba Water Solution Pvt. Ltd.	Membrane Filtration	Chlorination	1	2	50	5	2	230	16.09.2024	1	6.90	7.60	310	BDL	140	BDL	390	6	32	Nil	3	Nil	6.4	Nil	11×10^17	150				Akshardham SPS	Sports Complex
11	N.S.T.P.C.Pillar	20MGD Phase-II NSTPC Pillar	ASP	DRA Infracom Pvt.Ltd.	-	UV (Not Started)	50	30	250	50	5	-	14.12.2024	-	7.20	7.50	122	18	78	13	216	30	20	1	2	1	2.5	0.7					Half stream of plant is Under Rehabilitation		
12		10MGD Phase-III NSTPC Pillar	ASP	DRA Infracom Pvt.Ltd.	-	UV (Not Started)	50	30	250	50	5	-	14.12.2024	-	7.30	7.50	100	19	59	10	208	26	18	1	3	2	2.2	1							
13		70MGD NSTPC Pillar	ASP	L&T Construction and PASSAVANT (JV)	-	Chlorination	10	10	50	5	2	230	14.12.2024	-	7.20	7.60	218	14	125	08	377	20	35	1	4	2	2.8	0.8					Poly dosing		
14		10MGD STP Narela	ASP	DRA Infracom Pvt. Ltd.	-	UV (Not Started)	50	30	250	50	5	-	13.12.2024	-	7.40	7.70	174	19	75	09	290	37	30	1	3	1	6.6	1.3							
15	Nilothi	40MGD Ph-I STP Nilothi	ASP	SUBHASH INFRA PVT. LTD	-	-	50	30	250	50	5	-	14.12.2024	-	7.50	7.90	190	11	175	8	395	-	32	16	3	1	1.3	Nil			1100	210	under rehabilitation state and running with 50% capacity.	Pratibha SPS, Bakkarwala SPS, Sayyad nangloi SPS	
16		20MGD Ph-II STP Nilothi	ASP	VEOLIA INDIA	Disc Filter	Chlorination	10	10	50	5	2	230	14.12.2024	-	7.60	7.90	260	4	170	4	281	-	28	20	3	1	1.4	Nil			21*10^7	23		CDA SPS,IET New SPS, Sayyad nangloi SPS	
17	Okhla	12 MGD STP Okhla	ASP	DJB			50	30	250	50	5	-	-	-	-	-	-	-	-	-	-	-	-	-	-	-	-	-	-	-	-	-	Plant not in operation	Kilokri, Ring Road, Andrew Ganj, Pragati Vihar, Sarita Vihar, Tuglakabad, Batla House, Jasola Vihar, East of Kailash, Sukhdev Vihar, Okhla Vihar, Modi Mill – 1, Sarita Vihar A- Block, Okhla Vihar, Tahkhand SPS, Tigri SPS	Kilokri, Ring Road, Andrew Ganj, Pragati Vihar, Sarita Vihar, Tuglakabad, Batla House, Jasola Vihar, East of Kailash, Sukhdev Vihar, Okhla Vihar, Modi Mill – 1, Sarita Vihar A- Block, Okhla Vihar, Tahkhand SPS, Tigri SPS
18		45 MGD STP Okhla	ASP	DJB	-	-	50	30	250	50	5	-	-	-	-	-	-	-	-	-	-	-	-	-	-	-	-	-	-	-	-	-	Plant not in operation		
19		37 MGD STP Okhla	ASP	DJB	-	-	50	30	250	50	5	-	-	-	-	-	-	-	-	-	-	-	-	-	-	-	-	-	-	-	-	-	Plant not in operation		
20		16 MGD STP Okhla	ASP	DJB	-	-	50	30	250	50	5	-	14.12.2024	-	7.40	7.60	246	6	210	6.3	-	-	42	3	2	0			28 x 10^10	21 x 10^3	28 x 10^10	75 x 10^2	PAC Dosing		
21		New 30 MGD STP Okhla	ASP	SUEZ India Pvt. Ltd.	-	-	10	10	50	5	2	-	14.12.2024	-	7.30	7.60	266	8	129	5.2	-	-	42	3	2	1			24 x 10^11	15	24 x 10^11	15			
22		5 MGD STP Mehrauli	Extended Aeration	DJB	-	-	50	30	250	50	5	-	11.10.2024	-	7.30	7.60	490	44	260	28	690	110	21	24	2	1	2.8	1.2	24x10^18	24x10^10					
23		0.68MGD STP Molarband	Fluidized Aerobic Bed	DJB	-	-	30	20	250	50	5	-	15.08.2024	-	7.20	7.40	556	19	320	11	770	45	43	34	2	1	6.8	0.4	24x10^18	93					
24		5 MGD STP Ghitorini	ASP	DJB	-	-	30	20	250	50	5	-	17.10.2024	-	7.60	7.30	284	19	260	10	519	46	200	0	3	1	2.4	0.4							
25		2.2 MGD STP Vasant Kunj(Old)	Extended Aeration	DJB	-	-	50	30	250	50	5	-	11.10.2024	-	7.40	7.60	408	25	230	10.8	698	62	71	1	2	1	2.4	0.8	24x10^18	11x10^8					
26		5MGD STP Vasant Kunj(New)	Extended Aeration	DJB	-	-	30	20	250	50	5	-	11.10.2024	-	7.30	7.30	370	20	265	12	633	53	89	5	2	1	2	0.4	24x10^18						
27		2.2 MGD STP Delhi Gate-I	Biofor and dansadeg	Degramoent	-	-	15	10	50	5	2	-	17.10.2024	-	7.20	7.40	240	8	225	10.3	472	39	42	3	2	1	2.4	0	24x10^18	24x10^6					
28		15 MGD STP delhi Gate-II	Biofor and dansadeg	Degramoent	-	Chlorination	10	10	50	5	2	230	17.10.2024	-	7.50	7.60	268	6	300	6	394	30	38	2	2	0	2	0	24x10^18	2400					
29		2.2 MGD STP S.H.N	Biofor and dansadeg	Degramoent	-	-	15	10	50	5	2	-	17.10.2024	-	7.30	7.20	284	7	219	6.3	520	54	44	4	3	0	2.8	0	24x10^18	35x10^5					
30	Pappankalan	20MGD Ph-I STP Pappankalan	ASP	SUBHASH INFRA PVT. LTD	-	-	50	30	250	50	5	-	14.12.2024	-	7.70	7.85	278	12	205	11.25	654	56	38	0	2	2	4.2	Nil					Plant is under Rehabilitation	Dwarka Sector-7, Dwarka Sector 11, Dwarka Sector 16, Dawka Sector 24,	Palam, Dwarka, Matiala, Mahavir enclave, Dhodasiaras, Bamdoli
31		20MGD Ph-II STP Pappankalan	ASP	VA-TECH WABAG LTD.	Media Filtration	Chlorination	10	10	50	5	2	230	14.12.2024	-	7.70	7.82	278	15	205	7	654	39	38	2	2	2	4.2	Nil							
32		5MGD STP Najafgarh	ASP	Ayaappa Pvt.Ltd.	-	-	50	30	250	50	5	-	07.12.2024	-	7.10	7.55	2512	7	900	6	2265	-	35	1	5	3	2.3	Nil					Plant Under Rehabilitation	25MGD Najafgarh SPS	Najafgarh, Nangli Sakravati, roshanpura
33	Rithala	40MGD Ph-I STP Rithala	ASP	Ms WA TECH BABAG LTD.	Disc Filter	UV	10	10	50	5	2	100	14.12.2024	39.87	7.48	7.68	288	9	153	8	382	34	28	3	4	1	4	0.4	-	-	-	-	Plant Under trial run		
34		40MGD Ph-II STP Rithala	ASP	SUEZ India Pvt. Ltd.	Disc Filter	UV	10	10	50	5	2	230	14.12.2024	36.53	7.51	7.72	360	8	185	7	456	32	32	5	4	1	4.8	0.8	-	-	-	-			
35	Rohini Sec-25	15MGD STP Sec-25 Rohini	ASP	Ms Dinesh Chandra Rohini project pvt. Ltd.	-	-	50	30	250	50	5	-	14.12.2024	7.98	7.39	7.43	224	23	134	13	344	56	28	0	4	4	-	-	-	-	-	-			
36	Yamuna Vihar	10MGD Phase-I Yamuna Vihar	ASP	DJB	-	-	50	30	250	50	5	-	14.12.2024	9.97	7.20	7.40	328	20	207	13	516	40	35	25	4	1	4.8	1.4	21x10^12	15x10^6	16x10^11	11x10^5		Ghonda-I SPS, Ghonda – II SPS Zafrabad SPS, Brahampuri SPS Yamuna Vihar SPS, Ghonda-I SPS Ghonda – II SPS, Zafrabad SPS Brahampuri SPS, Yamuna Vihar SPS	Ghonda,Gamri Village, Brahampuri, Ghonda and its adjoining area. Zafrabad and its adjoining area, Gautampuri,Brahampuri and its adjoining area,Karampuri, Yamuna Vihar and its adjoining area Ghonda,Gamri Village,Brahampuri, Ghonda and its adjoining area. Zafrabad and its adjoining area, Gautampuri,Brahampuri and its adjoining area, Karampuri, Yamuna Vihar and its adjoining area,Ghonda,Gamri Village, Brahampuri, Ghonda and its adjoining area, Ram Nagar, Bhukkara and its adjoining area,Yamuna Vihar
37		10MGD Phase-II Yamuna Vihar	ASP(IFAS)	M/s SIPL-RKC JV	Disc Filter	UV	10	10	50	5	2	230	14.12.2024	15.21	7.30	7.50	296	09	187	06	492	18	28	14	3	1	3.8	1	15x10^12	150	14x10^11	93			
38		25 MGD Phase-III Yamuna Vihar	ASP	M/s Joly & joly	-	-	30	20	250	50	5	-	14.12.2024	28.07	7.40	7.70	336	27	211	17	590	54	37	24	4	2	6	2.8	11x10^5	12x10^7	14x10^13	16x10^6			

	Plant not meeting standard as per paint parameter	BDL: Below detection limit
	Plant not meeting standard as per DPCC norms	ND: Not Detectable

Operational plant	38	Plant under DJB (O&M)	10
Plant Under rehabilitation	4	Plant under Pvt. (O&M)	28

Plant out of order	3	Plant out of order	3
Outlet Sample collected	35	Outlet Sample collected	35
Plant Under Unfit (As per design	3	Plant Under Unfit (As per DPCC)	16
Plant Under fit	32	Plant Under fit	19
%Unfit	9	%Unfit	46
%fit	91	%fit	54

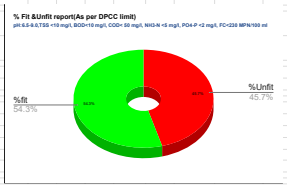

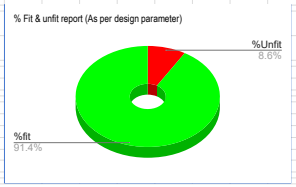

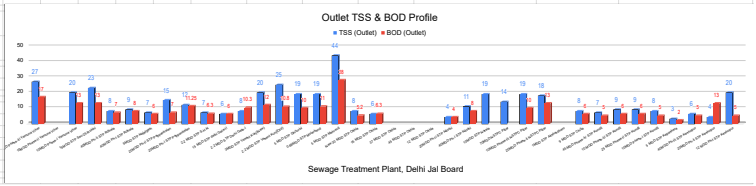

DELHI JAL BOARD

DAILY ANALYSIS REPORT OF ALL SEWAGE TREATMENT PLANT

DATE OF ANALYSIS : 15.12.2024

S.No.	Lab	Plant	Technology	Operator	Tertiary System	Disinfectent Type	Design Parameter(mg/l) TSS	BOD	COD	Ammonical N	Phosphate-P	Outlet MPN (F.Coli) 100ml	Date of Analysis	Average Daily Flow (MGD)	pH (inlet)	pH (oulet)	TSS (inlet) mg/l	TSS (outlet) mg/l	BOD (inlet) mg/l	BOD (outlet) mg/l	COD (inlet) mg/l	COD (outlet) mg/l	Ammonical nitrogen (inlet) mg/l	Ammonical nitrogen (Outlet) mg/l	Ortho phosphate (inlet) mg/l	Ortho phosphate (outlet) mg/l	Sulphide (Inlet) mg/l	Sulphide (Outlet) mg/l	Inlet MPN (T.Coli) 100ml	Outlet MPN (T.Coli) 100ml	Inlet MPN (F.Coli) 100ml	Outlet MPN (F.Coli) 100ml	Remarks	Feed SPS	Command Area
1	Keshopur	12 MGD Ph-I STP Keshopur	ASP	VA-TECH WABAG LTD.	-	Chlorination	30	20	250	50	5	-	14.12.2024	-	7.40	7.38	258	20	140	5	326	28	22.5	0	3	4	-	-						Uttam Nagar SPS Pooseingolyur SPS Keshopur ISP	Wst Delhi, Patel Nagar, Moti Nagar, Rajouri Gracden, Tilak Nagar, Punjabi Bagh, Delhi Cantt, Janakpuri, Paschim Vihar, Uttam Nagar
2		20MGD Ph-II STP Keshopur	ASP	Ayaappa Pvt.Ltd	-	-	30	20	250	50	5	-	14.12.2024	-	7.44	7.39	407	4	180	13	428	39	27	0	4	1	-	-	24×10^9	24000	24×10^7	4600	Plant is under rehabilitation and running with 50% capacity.		
3		40MGD Ph-III STP Keshopur	ASP	Ayaappa Pvt.Ltd	-	-	30	20	250	50	5	-	14.12.2024	-	7.42	7.50	366	6	260	5	664	27	25.5	0	4	4	-	-					under rehabilitation state and running with 50% capacity.		
4		5 MGD STP Kapashera	SBR	TRIVENI	-	UV	10	10	50	5	2	230	07.12.2024	-	7.34	7.40	467	3	302	2	302	-	22	0	3	3	0.9	Nil						Rajokari SPS, Renkpuri SPS, Kapashera SPS, Dundahera SPS	
5	Kondli	10MGD Phase-I STP Kondli	ASP	Triveni Pvt. Ltd	RGF	Chlorination	10	10	50	5	2	230	15.12.2024	10	6.90	7.40	320	9	145	7	430	15	35	1	4	1	6	0.5						Preet Vihar, Jagriti Enclave, Geeta Colony, Mandawali, Kalyanpuri, New Kalyanpuri, Dallupura , Gharoli	Geeta Colony SPS,Preet Vihar,Laxmi Nagar, Nirman Vihar, Shakar pur, Swasthya Vihar, Jagat puri, around Rodhupalace , Jheel, Gandhi Nagar, Bihar Colny,Vishwas Nagar, Surajmal Vihar, Anand Vihar, Vivek Vihar, Jhilmil Colony, Dallupura, Preet Vihar, Jagriti Enclave, Kondli, Jagriti Enclave,Geeta Colony area,Indraparastha Eun. Societies, Mandawali, Pandav Nagar, South Ganesh Nagar, Chander Vihar, Hasan Pur Dayot village/society, Railway Colony,Acharya Niketan, Pandav nagar, Mayur Vihar Ph-I & II, Trilok puri, Khichripur, Kalyanpuri, Kalyanpuri, Shashi Garden, Mandawali SPS, Patparganj, Homeotgun, Dallupura Village, Lalita Park,Laxmi Nagar, Nirman Vihar, Dallupura Village, Gharoli Dairy,mayur Vihar Ph-III, Sagara Basti ,Papel Market, etc.
6		25 MGD Phase-II STP Kondli	ASP	Triveni Pvt. Ltd	RGF	Chlorination	10	10	50	5	2	230	15.12.2024	25	6.90	7.60	320	8	145	5	430	10	35	4	4	1	6	Nil							
7		10 MGD Phase-III STP Kondli	ASP	Triveni Pvt. Ltd	RGF	Chlorination	10	10	50	5	2	230	15.12.2024	10	6.90	7.60	320	8	145	5	430	10	35	4	4	1	6	Nil					-		
8		45 MGD Phase-IV STP Kondli	ASP(IFAS)	Ayaappa Pvt.Ltd	Disc Filter	UV	10	10	50	5	2	230	15.12.2024	45	7.00	7.50	308	8	137	6	410	16	32	2	3	1	5.6	Nil							
9		9 MGD STP Chilla	Combitreat-ISBR	HNB Engineers		Chlorination	10	10	50	5	2	230	07.10.2024	9	6.80	7.30	354	8	138	6	424	14	35	1	4	2	6.8	Nil						Ghazipur drain	
10		1MGD STP Akshardham	MBR	M/s Toshiba Water Solution Pvt. Ltd.	Membrane Filtration	Chlorination	1	2	50	5	2	230	16.09.2024	1	6.90	7.60	310	BDL	140	BDL	390	6	32	Nil	3	Nil	6.4	Nil	11×10^17	150				Akshardham SPS	Sports Complex
11	N.S.T.P.C.Pillar	20MGD Phase-II NSTPC Pillar	ASP	DRA Infracom Pvt.Ltd.	-	UV (Not Started)	50	30	250	50	5	-	15.12.2024	3	7.30	7.50	176	16	88	11	202	27	22	1	2	1	2.8	0.6					Half stream of plant is Under Rehabilitation		
12		40MGD Phase-III NSTPC Pillar	ASP	DRA Infracom Pvt.Ltd.	-	UV (Not Started)	50	30	250	50	5	-	15.12.2024		7.40	7.60	124	20	66	13	238	32	19	1	3	2	2	0.9							
13		70MGD NSTPC Pillar	ASP	L&T Construction and PASSAVANT (JV)	-	Chlorination	10	10	50	5	2	230	15.12.2024	26.7	7.40	7.60	236	11	138	06	383	18	37	1	4	2	2.9	0.5					Poly dosing		
14		10MGD STP Narela	ASP	DRA Infracom Pvt. Ltd.	-	UV (Not Started)	50	30	250	50	5	-	13.12.2024	-	7.40	7.70	174	19	75	09	290	37	30	1	3	1	6.6	1.3							
15	Nilothi	40MGD Ph-I STP Nilothi	ASP	SUBHASH INFRA PVT. LTD	-	-	50	30	250	50	5	-	14.12.2024	-	7.50	7.90	190	11	175	8	395	-	32	16	3	1	1.3	Nil			1100	210	under rehabilitation state and running with 50% capacity.	Pratibha SPS, Bakkarwala SPS, Sayyad nangloi SPS	
16		20MGD Ph-II STP Nilothi	ASP	VEOLIA INDIA	Disc Filter	Chlorination	10	10	50	5	2	230	14.12.2024	-	7.60	7.90	260	4	170	4	281	-	28	20	3	1	1.4	Nil			21*10^7	23		CDA SPS,IET New SPS, Sayyad nangloi SPS	
17	Okhla	12 MGD STP Okhla	ASP	DJB			50	30	250	50	5	-	-	-	-	-	-	-	-	-	-	-	-	-	-	-	-	-	-	-	-	-	Plant not in operation	Kilokri, Ring Road, Andrew Ganj, Pragati Vihar, Sarita Vihar, Tuglakabad, Batla House, Jasola Vihar, East of Kailash, Sukhdev Vihar, Okhla Vihar, Modi Mill – 1, Sarita Vihar A- Block, Okhla Vihar, Tahkhand SPS, Tigri SPS	Kilokri, Ring Road, Andrew Ganj, Pragati Vihar, Sarita Vihar, Tuglakabad, Batla House, Jasola Vihar, East of Kailash, Sukhdev Vihar, Okhla Vihar, Modi Mill – 1, Modi Mill – 1, Sarita Vihar A- Block, Okhla Vihar, Tahkhand SPS, Tigri SPS
18		45 MGD STP Okhla	ASP	DJB	-	-	50	30	250	50	5	-	-	-	-	-	-	-	-	-	-	-	-	-	-	-	-	-	-	-	-	-	Plant not in operation		
19		37 MGD STP Okhla	ASP	DJB	-	-	50	30	250	50	5	-	-	-	-	-	-	-	-	-	-	-	-	-	-	-	-	-	-	-	-	-	Plant not in operation		
20		16 MGD STP Okhla	ASP	DJB	-	-	50	30	250	50	5	-	14.12.2024	-	7.40	7.60	246	6	210	6.3	-	-	42	3	2	0			28 x 10^10	21 x 10^3	28 x 10^10	75 x 10^2	PAC Dosing		
21		New 30 MGD STP Okhla	ASP	SUEZ India Pvt. Ltd.	-	-	10	10	50	5	2	-	14.12.2024	-	7.30	7.60	266	8	129	5.2	-	-	42	3	2	1			24 x 10^11	15	24 x 10^11	15			
22		5 MGD STP Mehrauli	Extended Aeration	DJB	-	-	50	30	250	50	5	-	11.10.2024	-	7.30	7.60	490	44	260	28	690	110	21	24	2	1	2.8	1.2	24x10^18	24x10^10					
23		0.68MGD STP Molarband	Fluidized Aerobic Bed	DJB	-	-	30	20	250	50	5	-	15.08.2024	-	7.20	7.40	556	19	320	11	770	45	43	34	2	1	6.8	0.4	24x10^18	93					
24		5 MGD STP Ghitorini	ASP	DJB	-	-	30	20	250	50	5	-	17.10.2024	-	7.60	7.30	284	19	260	10	519	46	200	0	3	1	2.4	0.4							
25		2.2 MGD STP Vasant Kunj(Old)	Extended Aeration	DJB	-	-	50	30	250	50	5	-	11.10.2024	-	7.40	7.60	408	25	230	10.8	698	62	71	1	2	1	2.4	0.8	24x10^18	11x10^8					
26		5MGD STP Vasant Kunj(New)	Extended Aeration	DJB	-	-	30	20	250	50	5	-	11.10.2024	-	7.30	7.30	370	20	265	12	633	53	89	5	2	1	2	0.4	24x10^18						
27		2.2 MGD STP Delhi Gate-I	Biofor and dansadeg	Degramoent	-	-	15	10	50	5	2	-	17.10.2024	-	7.20	7.40	240	8	225	10.3	472	39	42	3	2	1	2.4	0	24x10^18	24x10^6					
28		15 MGD STP delhi Gate-II	Biofor and dansadeg	Degramoent	-	Chlorination	10	10	50	5	2	230	17.10.2024	-	7.50	7.60	268	6	300	6	394	30	38	2	2	0	2	0	24x10^18	2400					
29		2.2 MGD STP S.H.N	Biofor and dansadeg	Degramoent	-	-	15	10	50	5	2	-	17.10.2024	-	7.30	7.20	284	7	219	6.3	520	54	44	4	3	0	2.8	0	24x10^18	35x10^5					
30	Pappankalan	20MGD Ph-I STP Pappankalan	ASP	SUBHASH INFRA PVT. LTD	-	-	50	30	250	50	5	-	14.12.2024	-	7.70	7.85	278	12	205	11.25	654	56	38	0	2	2	4.2	Nil					Plant is under Rehabilitation	Dwarka Sector-7, Dwarka Sector 11, Dwarka Sector 16, Dawka Sector 24,	Palam, Dwarka, Matiala, Mahavir enclave, Dhoolsiaries, Bamdoli
31		20MGD Ph-II STP Pappankalan	ASP	VA-TECH WABAG LTD.	Media Filtration	Chlorination	10	10	50	5	2	230	14.12.2024	-	7.70	7.82	278	15	205	7	654	39	38	2	2	2	4.2	Nil							
32		5MGD STP Najafgarh	ASP	Ayaappa Pvt.Ltd.	-	-	50	30	250	50	5	-	07.12.2024	-	7.10	7.55	2512	7	900	6	2265	-	35	1	5	3	2.3	Nil					Plant Under Rehabilitation	25MGD Najafgarh SPS	Najafgarh, Nangli Sakravati, roshanpura
33	Rithala	40MGD Ph-I STP Rithala	ASP	Ms WA TECH BABAG LTD.	Disc Filter	UV	10	10	50	5	2	100	15.12.2024	39.05	7.46	7.66	324	8	170	7	422	32	27	4	4	1	2.8	0.4	-	-	-	-	Plant Under trial run		
34		40MGD Ph-II STP Rithala	ASP	SUEZ India Pvt. Ltd.	Disc Filter	UV	10	10	50	5	2	230	15.12.2024	37	7.49	7.68	348	10	180	9	446	33	24	7	4	1	3.2	0.4	-	-	-	-			
35	Rohini Sec-25	15MGD STP Sec-25 Rohini	ASP	Ms Dinesh Chandra Rohini project pvt. Ltd.	-	-	50	30	250	50	5	-	15.12.2024	9.24	7.53	7.56	252	26	148	16	368	72	28	0	5	3	-	-	-	-	-	-			
36	Yamuna Vihar	10MGD Phase-I Yamuna Vihar	ASP	DJB	-	-	50	30	250	50	5	-	15.12.2024	9.75	7.20	7.50	288	18	160	12	540	38	32	23	4	1	4.6	1.6	21x10^12	12x10^6	11x10^11	9x10^5		Ghonda-I SPS, Ghonda – II SPS Zafrabad SPS, Brahampuri SPS Yamuna Vihar SPS, Ghonda-I SPS Ghonda – II SPS, Zafrabad SPS Brahampuri SPS, Yamuna Vihar SPS	Ghonda,Gamri Village, Brahampuri, Ghonda and its adjoining area. Zafrabad and its adjoining area, Gautampuri,Brahampuri and its adjoining area,Karampuri, Yamuna Vihar and its adjoining area Ghonda,Gamri Village,Brahampuri, Ghonda and its adjoining area. Zafrabad and its adjoining area, Gautampuri,Brahampuri and its adjoining area, Karampuri, Yamuna Vihar and its adjoining area.Ghonda,Gamri Village, Brahampuri, Ghonda and its adjoining area, Ram Nagar, Bhukkara and its adjoining area,Yamuna Vihar
37		10MGD Phase-II Yamuna Vihar	ASP(IFAS)	M/s SIPL-RKC JV	Disc Filter	UV	10	10	50	5	2	230	15.12.2024	15.13	7.30	7.60	300	8	186	4	548	16	30	13	3	1	4.2	1.2	15x10^12	75	15x10^11	53			
38		25 MGD Phase-III Yamuna Vihar	ASP	M/s Joly & joly	-	-	30	20	250	50	5	-	15.12.2024	27.63	7.40	7.50	396	26	221	17	694	60	39	26	4	2	5.8	2.6	24x10^15	21x10^7	19x10^13	16x10^6			

	Plant not meeting standard as per paint parameter	BDL: Below detection limit
	Plant not meeting standard as per DPCC norms	ND: Not Detectable

Operational plant	38	Plant under DJB (O&M)	10
Plant Under rehabilitation	4	Plant under Pvt. (O&M)	28

Plant out of order	3	Plant out of order	3
Outlet Sample collected	35	Outlet Sample collected	35
Plant Under Unfit (As per design	5	Plant Under Unfit (As per DPCC)	16
Plant Under fit	30	Plant Under fit	19
%Unfit	14	%Unfit	46
%fit	86	%fit	54

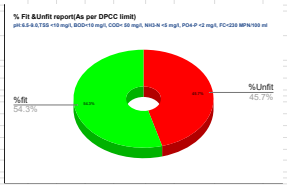

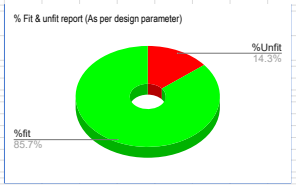

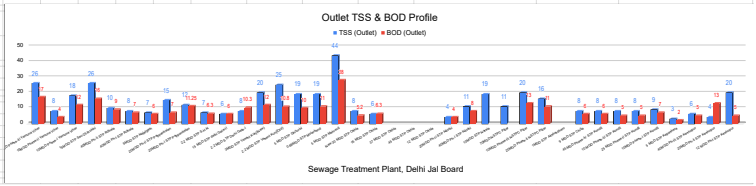

DELHI JAL BOARD

DAILY ANALYSIS REPORT OF ALL SEWAGE TREATMENT PLANT

DATE OF ANALYSIS : 16.12.2024

S.No.	Lab	Plant	Technology	Operator	Tertiary System	Disinfectent Type	Design Parameter(mg/l) TSS	BOD	COD	Ammonical N	Phosphate-P	Outlet MPN (F.Coli) 100ml	Date of Analysis	Average Daily Flow (MGD)	pH (inlet) -	pH (oulet) -	TSS (inlet) mg/l	TSS (outlet) mg/l	BOD (inlet) mg/l	BOD (outlet) mg/l	COD (inlet) mg/l	COD (outlet) mg/l	Ammonical nitrogen (inlet) mg/l	Ammonical nitrogen (Outlet) mg/l	Ortho phosphate (inlet) mg/l	Ortho phosphate (outlet) mg/l	Sulphide (Inlet) mg/l	Sulphide (Outlet) mg/l	Inlet MPN (T.Coli) 100ml	Outlet MPN (T.Coli) 100ml	Inlet MPN (F.Coli) 100ml	Outlet MPN (F.Coli) 100ml	Remarks	Feed SPS	Command Area
1	Keshopur	12 MGD Ph-I STP Keshopur	ASP	VA-TECH WABAG LTD.	-	Chlorination	30	20	250	50	5	-	16.12.2024		7.24	7.10	241	17	142	7	359	27	20	Nil	4	5	1.46	Nil						Uttam Nagar SPS Powergroyal SPS Keshopur ISP	Wst Delhi, Patel Nagar, Moti Nagar, Rajouri Graden, Tilak Nagar, Punjabi Bagh, Delhi Cantt, Janakpuri, Paschim Vihar, Uttam Nagar
2		20MGD Ph-II STP Keshopur	ASP	Ayaappa Pvt.Ltd	-	-	30	20	250	50	5	-	16.12.2024		7.43	7.33	630	5	277	10	605	19	25.5	0	4	2	1.33	Nil					Plant is under rehabilitation and running with 50% capacity.		
3		40MGD Ph-III STP Keshopur	ASP	Ayaappa Pvt.Ltd	-	-	30	20	250	50	5	-	16.12.2024		7.40	7.35	426	4	247	3	534	23	29	0	5	4	1.59	Nil	24x10^9	24x10^4	24x10^8	24000	under rehabilitation state and running with 50% capacity.		
4		5 MGD STP Kapashera	SBR	TRIVENI	-	UV	10	10	50	5	2	230	07.12.2024	-	7.34	7.40	467	3	302	2	302	-	22	0	3	3	0.9	Nil						Rajokari SPS, Rankpuri SPS, Kapashera SPS, Dundahera SPS	
5	Kondli	10MGD Phase-I STP Kondli	ASP	Triveni Pvt. Ltd	RGF	Chlorination	10	10	50	5	2	230	16.12.2024	10	7.10	7.40	332	14	147	9	450	20	35	1	4	2	6.4	0.8						Preet Vihar, Jagriti Enclave, Geeta Colony, Mandawali, Kalyanpuri, New Kalyanpuri, Dallupura , Gharoli	Geeta Colony SPS,Preet Vihar,Laxmi Nagar, Nirman Vihar, Shakar pur, Swasthya Vihar, Jagat puri, around Rudhupalace , Jheel, Gandhi Nagar, Bihar Colny Vishwas Nagar, Surajmal Vihar, Anand Vihar, Vivek Vihar, Jhilmil Colony, Dallupura, Vinod Nagar, Mandawali Vinod Nagar, Jagriti Enclave,Geeta Colony area,Indraparastha Eun. Societies, Mandawali, Pandav Nagar, South Ganesh Nagar, Chander Vihar, Hasan Pur Dayal village/society, Railway Colony,Acharya Niketan, Pandav nagar, Mayur Vihar Ph-I & II, Trilok puri, Khichripur, Kalyanpuri, Kalyanpuri, Shashi Garden, Mandawali SPS, Patparganj, Homeelgun, Dallupura Village, Lalita Park,Laxmi Nagar, Ashok Vihar, Gharoli Village, Gharoli Dairy,mayur Vihar Ph-III, Sagara Basti ,Papel Market, etc.
6		25 MGD Phase-II STP Kondli	ASP	Triveni Pvt. Ltd	RGF	Chlorination	10	10	50	5	2	230	16.12.2024	25	7.10	7.60	332	12	147	8	450	18	35	2	4	1	6.4	Nil							
7		10 MGD Phase-III STP Kondli	ASP	Triveni Pvt. Ltd	RGF	Chlorination	10	10	50	5	2	230	16.12.2024	10	7.10	7.60	332	12	147	8	450	18	35	2	4	1	6.4	Nil					-		
8		45 MGD Phase-IV STP Kondli	ASP(IFAS)	Ayaappa Pvt.Ltd	Disc Filter	UV	10	10	50	5	2	230	16.12.2024	45	7.10	7.40	310	22	135	16	430	30	33	9	4	3	5.6	2							
9		9 MGD STP Chilla	Combitreat-ISBR	HNB Engineers		Chlorination	10	10	50	5	2	230	07.10.2024	9	6.80	7.30	354	8	138	6	424	14	35	1	4	2	6.8	Nil						Ghazipur drain	
10		1MGD STP Akshardham	MBR	M/s Toshiba Water Solution Pvt. Ltd.	Membrane Filtration	Chlorination	1	2	50	5	2	230	16.09.2024	1	6.90	7.60	310	BDL	140	BDL	390	6	32	Nil	3	Nil	6.4	Nil	11×10^17	150				Akshardham SPS	Sports Complex
11	N.S.T.P.C.Pillar	20MGD Phase-II NSTPC Pillar	ASP	DRA Infracom Pvt.Ltd.	-	UV (Not Started)	50	30	250	50	5	-	16.12.2024		7.20	7.50	152	19	77	14	240	40	19	1	2	1	2.7	0.7					Half stream of plant is Under Rehabilitation		
12		10MGD Phase-III NSTPC Pillar	ASP	DRA Infracom Pvt.Ltd.	-	UV (Not Started)	50	30	250	50	5	-	16.12.2024		7.10	7.40	138	17	54	13	230	38	20	1	3	2	2.3	0.8							
13		70MGD NSTPC Pillar	ASP	L&T Construction and PASSAVANT (JV)	-	Chlorination	10	10	50	5	2	230	16.12.2024		7.30	7.40	258	08	164	04	410	17	32	0	3	2	2.2	0.6					Poly dosing		
14		10MGD STP Narela	ASP	DRA Infracom Pvt. Ltd.	-	UV (Not Started)	50	30	250	50	5	-	13.12.2024		7.40	7.60	184	18	103	12	308	34	35	1	3	1	6.8	1.2							
15	Nilothi	40MGD Ph-I STP Nilothi	ASP	SUBHASH INFRA PVT. LTD	-	-	50	30	250	50	5	-	16.12.2024		7.40	7.80	380	11	210	5	395	-	32	1	4	2	1.4	Nil					under rehabilitation state and running with 50% capacity.	Pratibha SPS, Bakkarwala SPS, Sayyad nangloi SPS	
16		20MGD Ph-II STP Nilothi	ASP	VEOLIA INDIA	Disc Filter	Chlorination	10	10	50	5	2	230	16.12.2024		7.80	7.83	250	6	113	3	281	-	32	20	3	1	1.1	Nil						DDA SPS,IET New SPS, Sayyad nangloi SPS	
17	Okhla	12 MGD STP Okhla	ASP	DJB			50	30	250	50	5	-	-	-	-	-	-	-	-	-	-	-	-	-	-	-	-	-	-	-	-	-	Plant not in operation	Kilokri, Ring Road, Andrew Ganj, Pragati Vihar, Sarita Vihar, Tuglakabad, Batla House, Jasola Vihar, East of Kailash, Sukhdev Vihar, Okhla Vihar, Modi Mill – 1, Sarita Vihar A- Block, Okhla Vihar, Tahkhand SPS, Tigri SPS	Kilokri, Ring Road, Andrew Ganj, Pragati Vihar, Sarita Vihar, Tuglakabad, Batla House, Jasola Vihar, East of Kailash, Sukhdev Vihar, Modi Mill – 1, Modi Mill – 1, Sarita Vihar A- Block, Okhla Vihar, Tahkhand SPS, Tigri SPS
18		45 MGD STP Okhla	ASP	DJB	-	-	50	30	250	50	5	-	-	-	-	-	-	-	-	-	-	-	-	-	-	-	-	-	-	-	-	-	Plant not in operation		
19		37 MGD STP Okhla	ASP	DJB	-	-	50	30	250	50	5	-	-	-	-	-	-	-	-	-	-	-	-	-	-	-	-	-	-	-	-	-	Plant not in operation		
20		16 MGD STP Okhla	ASP	DJB	-	-	50	30	250	50	5	-	14.12.2024		7.40	7.60	246	6	210	6.3	-	-	42	3	2	0			28 x 10^10	21 x 10^3	28 x 10^10	75 x 10^2	PAC Dosing		
21		New 30 MGD STP Okhla	ASP	SUEZ India Pvt. Ltd.	-	-	10	10	50	5	2	-	14.12.2024		7.30	7.60	266	8	129	5.2	-	-	42	3	2	1			24 x 10^11	15	24 x 10^11	15			
22		5 MGD STP Mehrauli	Extended Aeration	DJB	-	-	50	30	250	50	5	-	11.10.2024	-	7.30	7.60	490	44	260	28	690	110	21	24	2	1	2.8	1.2	24x10^18	24x10^10					
23		0.68MGD STP Molarband	Fluidized Aerobic Bed	DJB	-	-	30	20	250	50	5	-	15.08.2024	-	7.20	7.40	556	19	320	11	770	45	43	34	2	1	6.8	0.4	24x10^18	93					
24		5 MGD STP Ghitorini	ASP	DJB	-	-	30	20	250	50	5	-	17.10.2024	-	7.60	7.30	284	19	260	10	519	46	200	0	3	1	2.4	0.4							
25		2.2 MGD STP Vasant Kunj(Old)	Extended Aeration	DJB	-	-	50	30	250	50	5	-	11.10.2024	-	7.40	7.60	408	25	230	10.8	698	62	71	1	2	1	2.4	0.8	24x10^18	11x10^8					
26		3MGD STP Vasant Kunj(New)	Extended Aeration	DJB	-	-	30	20	250	50	5	-	11.10.2024	-	7.30	7.30	370	20	265	12	633	53	89	5	2	1	2	0.4	24x10^18						
27		2.2 MGD STP Delhi Gate-I	Biofor and dansadeg	Degramoent	-	-	15	10	50	5	2	-	17.10.2024	-	7.20	7.40	240	8	225	10.3	472	39	42	3	2	1	2.4	0	24x10^18	24x10^6					
28		15 MGD STP delhi Gate-II	Biofor and dansadeg	Degramoent	-	Chlorination	10	10	50	5	2	230	17.10.2024	-	7.50	7.60	268	6	300	6	394	30	38	2	2	0	2	0	24x10^18	2400					
29		2.2 MGD STP S.H.N	Biofor and dansadeg	Degramoent	-	-	15	10	50	5	2	-	17.10.2024	-	7.30	7.20	284	7	219	6.3	520	54	44	4	3	0	2.8	0	24x10^18	35x10^5					
30	Pappankalan	20MGD Ph-I STP Pappankalan	ASP	SUBHASH INFRA PVT. LTD	-	-	50	30	250	50	5	-	14.12.2024		7.70	7.85	278	12	205	11.25	654	56	38	0	2	2	4.2	Nil					Plant is under Rehabilitation	Dwarka Sector-7, Dwarka Sector 11, Dwarka Sector 16, Dawka Sector 24,	Palam, Dwarka, Matiala, Mahavir enclave, Dhoolsiaries, Bamdoli
31		20MGD Ph-II STP Pappankalan	ASP	VA-TECH WABAG LTD.	Media Filtration	Chlorination	10	10	50	5	2	230	14.12.2024		7.70	7.82	278	15	205	7	654	39	38	2	2	2	4.2	Nil							
32		5MGD STP Najafgarh	ASP	Ayaappa Pvt.Ltd.	-	-	50	30	250	50	5	-	07.12.2024	-	7.10	7.55	2512	7	900	6	2265	-	35	1	5	3	2.3	Nil					Plant Under Rehabilitation	25MGD Najafgarh SPS	Najafgarh, Nangli Sakravati, roshanpura
33	Rithala	40MGD Ph-I STP Rithala	ASP	Ms WA TECH BABAG LTD.	Disc Filter	UV	10	10	50	5	2	100	16.12.2024	37.54	7.49	7.67	508	10	215	8	587	35	27	2	4	1	4.4	1.2	-	-	-	-	Plant Under trial run		
34		40MGD Ph-II STP Rithala	ASP	SUEZ India Pvt. Ltd.	Disc Filter	UV	10	10	50	5	2	230	16.12.2024	36.33	7.47	7.65	372	9	185	8	474	33	26	8	4	1	4.8	0.8	-	-	-	-			
35	Rohini Sec-25	15MGD STP Sec-25 Rohini	ASP	Ms Dinesh Chandra Rohini project pvt. Ltd.	-	-	50	30	250	50	5	-	16.12.2024	9.68	7.44	7.48	216	25	132	15	328	64	42	0	7	5	-	-	-	-	24x10^8+	11x10^5			
36	Yamuna Vihar	10MGD Phase-I Yamuna Vihar	ASP	DJB	-	-	50	30	250	50	5	-	16.12.2024	9.97	7.20	7.40	328	15	184	11	500	27	38	26	4	1	4.4	1.4	21x10^12	15x10^6	14x10^11	9x10^5		Ghonda-I SPS, Ghonda – II SPS Zafrabad SPS, Brahampuri SPS Yamuna Vihar SPS, Ghonda-I SPS Ghonda – II SPS, Zafrabad SPS Brahampuri SPS, Yamuna Vihar SPS	Ghonda,Gamri Village, Brahampuri, Ghonda and its adjoining area. Zafrabad and its adjoining area, Gautampuri,Brahampuri and its adjoining area,Kardampuri, Yamuna Vihar and its adjoining area Ghonda,Gamri Village,Brahampuri, Ghonda and its adjoining area. Zafrabad and its adjoining area, Gautampuri,Brahampuri and its adjoining area, Kardampuri, Yamuna Vihar and its adjoining area,Ghonda,Gamri Village, Brahampuri, Ghonda and its adjoining area, Ram Nagar, Bhukkara and its adjoining area,Yamuna Vihar
37		10MGD Phase-II Yamuna Vihar	ASP(IFAS)	M/s SIPL-RKC JV	Disc Filter	UV	10	10	50	5	2	230	16.12.2024	15.19	7.30	7.50	320	09	194	06	482	23	35	14	3	1	4	1.2	21x10^12	120	15x10^11	93			
38		25 MGD Phase-III Yamuna Vihar	ASP	M/s Joly & joly	-	-	30	20	250	50	5	-	16.12.2024	28.05	7.30	7.60	464	23	246	14	694	47	40	27	4	3	6	2.8	11x10^15	29x10^7	19x10^13	16x10^6			

	Plant not meeting standard as per palnt parameter	BDL: Below detection limit
	Plant not meeting standard as per DPCC norms	ND: Not Detectable

Operational plant	38	Plant under DJB (O&M)	10
Plant Under rehabilitation	4	Plant under Pvt. (O&M)	28

Plant out of order	3	Plant out of order	3
Outlet Sample collected	35	Outlet Sample collected	35
Plant Under Unfit (As per design	5	Plant Under Unfit (As per DPCC)	25
Plant Under fit	30	Plant Under fit	10
%Unfit	14	%Unfit	71
%fit	86	%fit	29

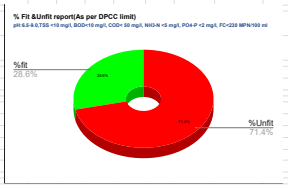

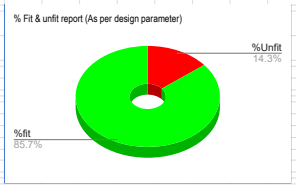

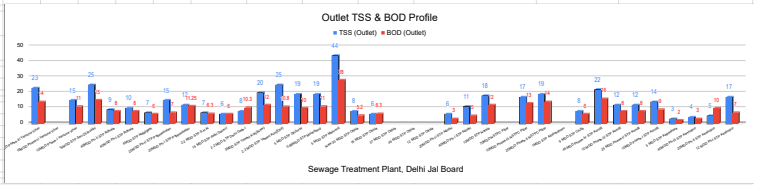

DELHI JAL BOARD

DAILY ANALYSIS REPORT OF ALL SEWAGE TREATMENT PLANT

DATE OF ANALYSIS : 17.12.2024

S.No.	Lab	Plant	Technology	Operator	Tertiary System	Disinfectent Type	Design Parameter(mg/l) TSS	BOD	COD	Ammonical-N	Phosphate-P	Outlet MPN (F.Coli) 100ml	Date of Analysis	Average Daily Flow (MGD)	pH (inlet) -	pH (oulet) -	TSS (inlet) mg/l	TSS (outlet) mg/l	BOD (inlet) mg/l	BOD (outlet) mg/l	COD (inlet) mg/l	COD (outlet) mg/l	Ammonical nitrogen (inlet) mg/l	Ammonical nitrogen (Outlet) mg/l	Ortho phosphate (inlet) mg/l	Ortho phosphate (outlet) mg/l	Sulphide (Inlet) mg/l	Sulphide (Outlet) mg/l	Inlet MPN (T.Coli) 100ml	Outlet MPN (T.Coli) 100ml	Inlet MPN (F.Coli) 100ml	Outlet MPN (F.Coli) 100ml	Remarks	Feed SPS	Command Area
1	Keshopur	12 MGD Ph-I STP Keshopur	ASP	VA-TECH WABAG LTD.	-	Chlorination	30	20	250	50	5	-	17.12.2024		7.26	7.14	285	17	192	3	408	17	25.5	1	3	5	3.1	0.13	24×10^7	1100	24×10^6	240		Uttam Nagar SPS Powergroyal SPS Keshopur ISP	Wst Delhi, Patel Nagar, Moti Nagar, Rajouri Gracden, Tilak Nagar, Punjabi Bagh, Delhi Cantt, Janakpuri, Paschim Vihar, Uttam Nagar
2		20MGD Ph-II STP Keshopur	ASP	Ayaappa Pvt.Ltd	-	-	30	20	250	50	5	-	17.12.2024		7.45	7.49	590	10	285	19	704	39	29	4	4	2							Plant is under rehabilitation and running with 50% capacity.		
3		40MGD Ph-III STP Keshopur	ASP	Ayaappa Pvt.Ltd	-	-	30	20	250	50	5	-	17.12.2024		7.41	7.48	493	5	272	3	678	15	17	0	4	3	2.26	Nil					under rehabilitation state and running with 50% capacity.		
4		5 MGD STP Kapashera	SBR	TRIVENI	-	UV	10	10	50	5	2	230	07.12.2024	-	7.34	7.40	467	3	302	2	302	-	22	0	3	3	0.9	Nil						Rajokari SPS, Rankpuri SPS, Kapashera SPS, Dundahera SPS	
5	Kondli	10MGD Phase-I STP Kondli	ASP	Triveni Pvt. Ltd	RGF	Chlorination	10	10	50	5	2	230	17.12.2024	10	7.10	7.40	342	16	148	10	470	28	32	1	4	2	6	1.6						Preet Vihar, Jagriti Enclave, Geeta Colony, Mandawali, Kalyanpuri, New Kalyanpuri, Dallupura , Gharoli	Geeta Colony SPS,Preet Vihar,Laxmi Nagar, Nirman Vihar, Shakar pur, Swasthya Vihar, Jagat puri, around Rashtrpatace , Jheel, Gandhi Nagar, Bihar Colny Vishwas Nagar, Surajmal Vihar, Anand Vihar, Vivek Vihar, Jhilmil Colony, Dallupura, Preet Vihar, Karkardooma, Gharoli, Jagriti Enclave,Geeta Colony area,Indraparastha Eun. Societies, Mandawali, Pandav Nagar, South Ganesh Nagar, Chander Vihar, Hasan Pur Dayot village/society, Railway Colony,Acharya Niketan, Pandav nagar, Mayur Vihar Ph-I & II, Trilok puri, Khichripur, Kalyanpuri, Kalyanpuri, Shashi Garden, Mandawali SPS, Patparganj, Homeotgun, Dallupura Village, Karkardooma village, Gharoli, Ashok Vihar Village, Gharoli Dairy,mayur Vihar Ph-III, Sagara Basti ,Papel Market, etc.
6		25 MGD Phase-II STP Kondli	ASP	Triveni Pvt. Ltd	RGF	Chlorination	10	10	50	5	2	230	17.12.2024	25	7.10	7.40	342	8	148	6	470	10	32	1	4	2	6	0.4							
7		10 MGD Phase-III STP Kondli	ASP	Triveni Pvt. Ltd	RGF	Chlorination	10	10	50	5	2	230	17.12.2024	10	7.10	7.40	342	8	148	6	470	10	32	1	4	2	6	0.4					-		
8		45 MGD Phase-IV STP Kondli	ASP(IFAS)	Ayaappa Pvt.Ltd	Disc Filter	UV	10	10	50	5	2	230	17.12.2024	45	7.10	7.60	320	15	138	12	440	25	32	6	4	2	6.4	2.8							
9		9 MGD STP Chilla	Combitreat-ISBR	HNB Engineers		Chlorination	10	10	50	5	2	230	07.10.2024	9	6.80	7.30	354	8	138	6	424	14	35	1	4	2	6.8	Nil						Ghazipur drain	
10		1MGD STP Akshardham	MBR	M/s Toshiba Water Solution Pvt. Ltd.	Membrane Filtration	Chlorination	1	2	50	5	2	230	16.09.2024	1	6.90	7.60	310	BDL	140	BDL	390	6	32	Nil	3	Nil	6.4	Nil	11×10^17	150				Akshardham SPS	Sports Complex
11	N.S.T.P.C.Pillar	20MGD Phase-II NSTPC Pillar	ASP	DRA Infracom Pvt.Ltd.	-	UV (Not Started)	50	30	250	50	5	-	17.12.2024		7.10	7.40	148	16	64	11	177	27	18	1	2	2	2.4	1					Half stream of plant is Under Rehabilitation		
12		10MGD Phase-III NSTPC Pillar	ASP	DRA Infracom Pvt.Ltd.	-	UV (Not Started)	50	30	250	50	5	-	17.12.2024		7.20	7.40	228	24	113	13	302	34	20	1	3	2	2	0.7							
13		70MGD NSTPC Pillar	ASP	L&T Construction and PASSAVANT (JV)	-	Chlorination	10	10	50	5	2	230	17.12.2024		7.30	7.50	268	16	123	08	279	20	38	0	4	1	2.9	0.5					Poly dosing		
14		10MGD STP Narela	ASP	DRA Infracom Pvt. Ltd.	-	UV (Not Started)	50	30	250	50	5	-	13.12.2024	-	7.40	7.70	174	19	75	09	290	37	30	1	3	1	6.6	1.3							
15	Nilothi	40MGD Ph-I STP Nilothi	ASP	SUBHASH INFRA PVT. LTD	-	-	50	30	250	50	5	-	17.12.2024		7.30	7.80	234	19	183	9	444	-	24	16	4	3	0.96	Nil			1100	2400+	under rehabilitation state and running with 50% capacity.	Pratibha SPS, Bakkarwala SPS, Sayyad nangloi SPS	
16		20MGD Ph-II STP Nilothi	ASP	VEOLIA INDIA	Disc Filter	Chlorination	10	10	50	5	2	230	17.12.2024		7.30	7.70	212	5	120	4	360	-	24	10	2	1	0.8	Nil			93*10^8	210		CDA SPS,IET New SPS, Sayyad nangloi SPS	
17	Okhla	12 MGD STP Okhla	ASP	DJB			50	30	250	50	5	-	-	-	-	-	-	-	-	-	-	-	-	-	-	-	-	-	-	-	-	Plant not in operation	Kilokri, Ring Road, Andrew Ganj, Pragati Vihar, Sarita Vihar, Tuglakabad, Batla House, Jasola Vihar, East of Kailash, Sukhdev Vihar, Okhla Vihar, Modi Mill – 1, Sarita Vihar A- Block, Okhla Vihar, Tahkhand SPS, Tigri SPS	Kilokri, Ring Road, Andrew Ganj, Pragati Vihar, Sarita Vihar, Tuglakabad, Batla House, Jasola Vihar, East of Kailash, Sukhdev Vihar, Modi Mill – 1, Modi Mill – 1, Sarita Vihar A- Block, Okhla Vihar, Tahkhand SPS, Tigri SPS
18		45 MGD STP Okhla	ASP	DJB	-	-	50	30	250	50	5	-	-	-	-	-	-	-	-	-	-	-	-	-	-	-	-	-	-	-	-	Plant not in operation		
19		37 MGD STP Okhla	ASP	DJB	-	-	50	30	250	50	5	-	-	-	-	-	-	-	-	-	-	-	-	-	-	-	-	-	-	-	-	Plant not in operation		
20		16 MGD STP Okhla	ASP	DJB	-	-	50	30	250	50	5	-	17.12.2024		7.10	7.50	182	7	153	4	336	20	42	1	2	1							PAC Dosing		
21		New 30 MGD STP Okhla	ASP	SUEZ India Pvt. Ltd.	-	-	10	10	50	5	2	-	17.12.2024		7.30	7.00	330	7	180	5	420	22	36	0	2	0									
22		5 MGD STP Mehrauli	Extended Aeration	DJB	-	-	50	30	250	50	5	-	11.10.2024	-	7.30	7.60	490	44	260	28	690	110	21	24	2	1	2.8	1.2	24x10^18	24x10^10					
23		0.68MGD STP Molarband	Fluidized Aerobic Bed	DJB	-	-	30	20	250	50	5	-	15.08.2024	-	7.20	7.40	556	19	320	11	770	45	43	34	2	1	6.8	0.4	24x10^18	93					
24		5 MGD STP Ghitorini	ASP	DJB	-	-	30	20	250	50	5	-	17.10.2024	-	7.60	7.30	284	19	260	10	519	46	200	0	3	1	2.4	0.4							
25		2.2 MGD STP Vasant Kunj(Old)	Extended Aeration	DJB	-	-	50	30	250	50	5	-	11.10.2024	-	7.40	7.60	408	25	230	10.8	698	62	71	1	2	1	2.4	0.8	24x10^18	11x10^8					
26		3MGD STP Vasant Kunj(New)	Extended Aeration	DJB	-	-	30	20	250	50	5	-	11.10.2024	-	7.30	7.30	370	20	265	12	633	53	89	5	2	1	2	0.4	24x10^18						
27		2.2 MGD STP Delhi Gate-I	Biofor and dansadeg	Degramoent	-	-	15	10	50	5	2	-	17.10.2024	-	7.20	7.40	240	8	225	10.3	472	39	42	3	2	1	2.4	0	24x10^18	24x10^6					
28		15 MGD STP delhi Gate-II	Biofor and dansadeg	Degramoent	-	Chlorination	10	10	50	5	2	230	17.10.2024	-	7.50	7.60	268	6	300	6	394	30	38	2	2	0	2	0	24x10^18	2400					
29		2.2 MGD STP S.H.N	Biofor and dansadeg	Degramoent	-	-	15	10	50	5	2	-	17.10.2024	-	7.30	7.20	284	7	219	6.3	520	54	44	4	3	0	2.8	0	24x10^18	35x10^5					
30	Pappankalan	20MGD Ph-I STP Pappankalan	ASP	SUBHASH INFRA PVT. LTD	-	-	50	30	250	50	5	-	14.12.2024		7.73	7.83	358	28	175	9.5	525	62	30	0	3	2	3.2	0					Plant is under Rehabilitation	Dwarka Sector-7, Dwarka Sector 11, Dwarka Sector 16, Dwarka Sector 24,	Palam, Dwarka, Matiala, Mahavir enclave, Dhoolsiaries, Bamdoli
31		20MGD Ph-II STP Pappankalan	ASP	VA-TECH WABAG LTD.	Media Filtration	Chlorination	10	10	50	5	2	230	14.12.2024		7.73	7.77	358	12	175	6	525	24	30	2	3	2	3.2	0.1							
32		5MGD STP Najafgarh	ASP	Ayaappa Pvt.Ltd.	-	-	50	30	250	50	5	-	07.12.2024	-	7.10	7.55	2512	7	900	6	2265	-	35	1	5	3	2.3	Nil					Plant Under Rehabilitation	25MGD Najafgarh SPS	Najafgarh, Nangli Sakravati, roshanpura
33	Rithala	40MGD Ph-I STP Rithala	ASP	Ms WA TECH BABAG LTD.	Disc Filter	UV	10	10	50	5	2	100	17.12.2024	39.42	7.48	7.69	328	9	175	8	440	34	22	2	4	1	2.4	0.4	-	-	24 x 10^7+	240	Plant Under trial run		
34		40MGD Ph-II STP Rithala	ASP	SUEZ India Pvt. Ltd.	Disc Filter	UV	10	10	50	5	2	230	17.12.2024	36.62	7.50	7.71	360	8	193	7	476	31	28	7	4	1	2.8	1.2	-	-	24 x 10^7+	75			
35	Rohini Sec-25	15MGD STP Sec-25 Rohini	ASP	Ms Dinesh Chandra Rohini project pvt. Ltd.	-	-	50	30	250	50	5	-	17.12.2024	9.25	7.42	7.47	376	23	198	13	496	56	30	0	4	3	-	-	-	-	-	-			
36	Yamuna Vihar	10MGD Phase-I Yamuna Vihar	ASP	DJB	-	-	50	30	250	50	5	-	17.12.2024	9.98	7.20	7.50	440	23	260	14	660	36	38	23	4	1	5.4	2	15x10^12	12x10^6	27x10^11	9x10^5		Ghonda-I SPS, Ghonda – II SPS Zafrabad SPS, Brahampuri SPS Yamuna Vihar SPS, Ghonda-I SPS Ghonda – II SPS, Zafrabad SPS Brahampuri SPS, Yamuna Vihar SPS	Ghonda,Gamri Village, Brahampuri, Ghonda and its adjoining area. Zafrabad and its adjoining area, Gautampuri,Brahampuri and its adjoining area,Karderpuri, Yamuna Vihar and its adjoining area Ghonda,Gamri Village,Brahampuri, Ghonda and its adjoining area. Zafrabad and its adjoining area, Gautampuri,Brahampuri and its adjoining area, Karderpuri, Yamuna Vihar and its adjoining area.Ghonda,Gamri Village, Brahampuri, Ghonda and its adjoining area, Ram Nagar, Bhukkara and its adjoining area,Yamuna Vihar
37		10MGD Phase-II Yamuna Vihar	ASP(IFAS)	M/s SIPL-RKC JV	Disc Filter	UV	10	10	50	5	2	230	17.12.2024	15.1	7.20	7.60	384	8	224	05	578	14	40	12	5	1	4.8	1	21x10^12	64	11x10^11	53			
38		25 MGD Phase-III Yamuna Vihar	ASP	M/s Joly & joly	-	-	30	20	250	50	5	-	17.12.2024	27.87	7.30	7.50	504	21	322	14	758	42	45	34	5	2	5.6	2.6	29x10^14	21x10^7	19x10^13	16x10^6			

	Plant not meeting standard as per paint parameter	BDL: Below detection limit	
	Plant not meeting standard as per DPCC norms	ND: Not Detectable	

Operational plant	38	Plant under DJB (O&M)	10
Plant Under rehabilitation	4	Plant under Pvt. (O&M)	28

Plant out of order	3	Plant out of order	3
Outlet Sample collected	35	Outlet Sample collected	35
Plant Under Unfit (As per design	5	Plant Under Unfit (As per DPCC)	20
Plant Under fit	30	Plant Under fit	15
%Unfit	14	%Unfit	57
%fit	86	%fit	43

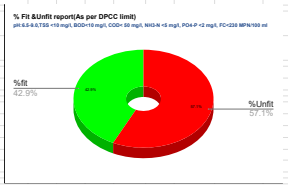

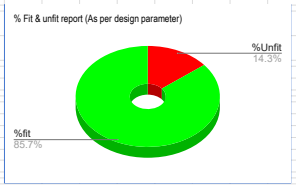

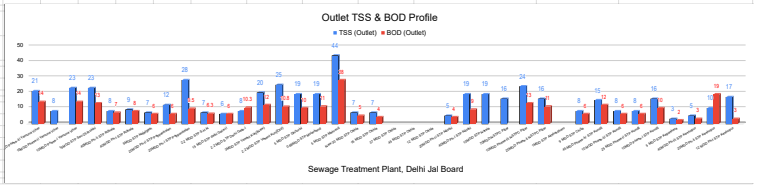

DELHI JAL BOARD

DAILY ANALYSIS REPORT OF ALL SEWAGE TREATMENT PLANT

DATE OF ANALYSIS : 18.12.2024

S.No.	Lab	Plant	Technology	Operator	Tertiary System	Disinfectent Type	Design Parameter(mg/l) TSS	BOD	COD	Ammonical-N	Phosphate-P	Outlet MPN (F.Coli) 100ml	Date of Analysis	Average Daily Flow (MGD)	pH (inlet) -	pH (oulet) -	TSS (inlet) mg/l	TSS (outlet) mg/l	BOD (inlet) mg/l	BOD (outlet) mg/l	COD (inlet) mg/l	COD (outlet) mg/l	Ammonical nitrogen (inlet) mg/l	Ammonical nitrogen (Outlet) mg/l	Ortho phosphate (inlet) mg/l	Ortho phosphate (outlet) mg/l	Sulphide (Inlet) mg/l	Sulphide (Outlet) mg/l	Inlet MPN (T.Coli) 100ml	Outlet MPN (T.Coli) 100ml	Inlet MPN (F.Coli) 100ml	Outlet MPN (F.Coli) 100ml	Remarks	Feed SPS	Command Area
1	Keshopur	12 MGD Ph-I STP Keshopur	ASP	VA-TECH WABAG LTD.	-	Chlorination	30	20	250	50	5	-	18.12.2024	-	7.23	7.25	196	15	162	4	343	12	21.5	1	4	5	2.3	Nil						Utlam Nagar SPS Powerginjiyur SPS Keshopur ISP	Wst Delhi, Patel Nagar, Moti Nagar, Rajouri Gracden, Tilak Nagar, Punjabi Bagh, Delhi Cantt, Janakpuri, Paschim Vihar, Uttam Nagar
2		20MGD Ph-II STP Keshopur	ASP	Ayaappa Pvt.Ltd	-	-	30	20	250	50	5	-	18.12.2024	-	7.41	7.47	465	34	260	47	552	69	23.5	4	5	3	2.1	Nil	0 raise to po	24000	0 raise to po	1100	Plant is under rehabilitation and running with 50% capacity.		
3		40MGD Ph-III STP Keshopur	ASP	Ayaappa Pvt.Ltd	-	-	30	20	250	50	5	-	18.12.2024	-	7.40	7.61	455	6	267	3	607	18	20.5	2	4	5	2	Nil					under rehabilitation state and running with 50% capacity.		
4		5 MGD STP Kapashera	SBR	TRIVENI	-	UV	10	10	50	5	2	230	18.12.2024	-	7.07	7.43	1540	7	670	5	2380	62	16.5	1	5	3	8.5	Nil						Rajokari SPS, Rankpuri SPS, Kapashera SPS, Dundahera SPS	
5	Kondli	10MGD Phase-I STP Kondli	ASP	Triveni Pvt. Ltd	RGF	Chlorination	10	10	50	5	2	230	18.12.2024	10	7.00	7.60	296	8	135	6	448	18	32	3	4	2	4.8	1.2						Preet Vihar, Jagriti Enclave, Geeta Colony, Mandawali, Kalyanpuri, New Kalyanpuri, Dallupura , Gharoli	Geeta Colony SPS,Preet Vihar,Laxmi Nagar, Nirman Vihar, Shakar pur, Swasthya Vihar, Jagat puri, around Rashtrpatiace , Jheel, Gandhi Nagar, Bihar Colny Vishwas Nagar, Surajmal Vihar, Anand Vihar, Vivek Vihar, Jhilmil Colony, Dallupura, Preet Vihar, Karkardooma Colony, Jagriti Enclave,Geeta Colony area,Indraparastha Eun. Societies, Mandawali, Pandav Nagar, South Ganesh Nagar, Chander Vihar, Hasan Pur Depot village/society, Railway Colony,Acharya Niketan, Pandav nagar, Mayur Vihar Ph-I & II, Trilok puri, Khichripur, Kalyanpuri, Kalyanpuri, Shashi Garden, Mandawali SPS, Patparganj, Homeotgun, Dallupura Village, Lalita Park,Laxmi Nagar, Shiv Vihar, Ghazi Pur Village, Gharoli Dairy,mayur Vihar Ph-III, Sagara Basti ,Papel Market, etc.
6		25 MGD Phase-II STP Kondli	ASP	Triveni Pvt. Ltd	RGF	Chlorination	10	10	50	5	2	230	18.12.2024	25	7.00	7.50	296	9	135	8	448	10	32	1	4	2	4.8	Nil							
7		10 MGD Phase-III STP Kondli	ASP	Triveni Pvt. Ltd	RGF	Chlorination	10	10	50	5	2	230	18.12.2024	10	7.00	7.50	296	9	135	8	448	10	32	1	4	2	4.8	Nil					-		
8		45 MGD Phase-IV STP Kondli	ASP(IFAS)	Ayaappa Pvt.Ltd	Disc Filter	UV	10	10	50	5	2	230	18.12.2024	45	7.10	7.30	288	17	132	14	425	42	30	10	3	2	5.6	2							
9		9 MGD STP Chilla	Combitreat-ISBR	HNB Engineers		Chlorination	10	10	50	5	2	230	07.10.2024	9	6.80	7.30	354	8	138	6	424	14	35	1	4	2	6.8	Nil						Ghazipur drain	
10		1MGD STP Akshardham	MBR	M/s Toshiba Water Solution Pvt. Ltd.	Membrane Filtration	Chlorination	1	2	50	5	2	230	16.09.2024	1	6.90	7.60	310	BDL	140	BDL	390	6	32	Nil	3	Nil	6.4	Nil	11×10^17	150				Akshardham SPS	Sports Complex
11	N.S.T.P.C.Pillar	20MGD Phase-II NSTPC Pillar	ASP	DRA Infracom Pvt.Ltd.	-	UV (Not Started)	50	30	250	50	5	-	18.12.2024	--	7.30	7.50	254	21	155	14	280	39	20	1	2	1	2.6	1.3					Half stream of plant is Under Rehabilitation		
12		10MGD Phase-III NSTPC Pillar	ASP	DRA Infracom Pvt.Ltd.	-	UV (Not Started)	50	30	250	50	5	-	18.12.2024	-	7.20	7.40	166	15	76	10	228	32	20	1	2	2	2.2	0.7							
13		70MGD NSTPC Pillar	ASP	L&T Construction and PASSAVANT (JV)	-	Chlorination	10	10	50	5	2	230	18.12.2024	-	7.30	7.60	260	20	168	13	352	23	34	1	4	2	2.7	0.3					Poly dosing		
14		10MGD STP Narela	ASP	DRA Infracom Pvt. Ltd.	-	UV (Not Started)	50	30	250	50	5	-	18.12.2024	-	7.30	7.50	208	27	116	17	292	37	38	2	4	3	3.5	0.6							
15	Nilothi	40MGD Ph-I STP Nilothi	ASP	SUBHASH INFRA PVT. LTD	-	-	50	30	250	50	5	-	18.12.2024	-	7.50	7.90	224	12	158	9	320	-	28	16	4	3	1.1	Nil					under rehabilitation state and running with 50% capacity.	Pratibha SPS, Bakkarwala SPS, Sayyad nangloi SPS	
16		20MGD Ph-II STP Nilothi	ASP	VEOLIA INDIA	Disc Filter	Chlorination	10	10	50	5	2	230	18.12.2024	-	7.50	7.80	154	7	138	9	260	-	24	14	4	1	0.96	Nil						DDA SPS,IST Nee SPS, Sayyad nangloi SPS	
17	Okhla	12 MGD STP Okhla	ASP	DJB	-	-	50	30	250	50	5	-	-	-	-	-	-	-	-	-	-	-	-	-	-	-	-	-	-	-	-	-	Plant not in operation	Kilokri, Ring Road, Andrew Ganj, Pragati Vihar, Sarita Vihar, Tuglakabad, Batla House, Jasola Vihar, East of Kailash, Sukhdev Vihar, Okhla Vihar, Modi Mill – 1, Sarita Vihar A- Block, Okhla Vihar, Tahkhand SPS, Tigri SPS	Kilokri, Ring Road, Andrew Ganj, Pragati Vihar, Sarita Vihar, Tuglakabad, Batla House, Jasola Vihar, East of Kailash, Sukhdev Vihar, Modi Mill – 1, Modi Mill – 1, Sarita Vihar A- Block, Okhla Vihar, Tahkhand SPS, Tigri SPS
18		45 MGD STP Okhla	ASP	DJB	-	-	50	30	250	50	5	-	-	-	-	-	-	-	-	-	-	-	-	-	-	-	-	-	-	-	-	-	Plant not in operation		
19		37 MGD STP Okhla	ASP	DJB	-	-	50	30	250	50	5	-	-	-	-	-	-	-	-	-	-	-	-	-	-	-	-	-	-	-	-	-	Plant not in operation		
20		16 MGD STP Okhla	ASP	DJB	-	-	50	30	250	50	5	-	18.12.2024	-	7.50	7.30	296	10	210	5	-	-	40	2	2	2							PAC Dosing		
21		New 30 MGD STP Okhla	ASP	SUEZ India Pvt. Ltd.	-	-	10	10	50	5	2	-	18.12.2024	-	7.10	7.50	324	10	230	5	-	-	36	0	2	2									
22		5 MGD STP Mehrauli	Extended Aeration	DJB	-	-	50	30	250	50	5	-	11.10.2024	-	7.30	7.60	490	44	260	28	690	110	21	24	2	1	2.8	1.2	24x10^18	24x10^10					
23		0.68MGD STP Molarband	Fluidized Aerobic Bed	DJB	-	-	30	20	250	50	5	-	15.08.2024	-	7.20	7.40	556	19	320	11	770	45	43	34	2	1	6.8	0.4	24x10^18	93					
24		5 MGD STP Ghitorini	ASP	DJB	-	-	30	20	250	50	5	-	17.10.2024	-	7.60	7.30	284	19	260	10	519	46	200	0	3	1	2.4	0.4							
25		2.2 MGD STP Vasant Kunj(Old)	Extended Aeration	DJB	-	-	50	30	250	50	5	-	11.10.2024	-	7.40	7.60	408	25	230	10.8	698	62	71	1	2	1	2.4	0.8	24x10^18	11x10^8					
26		5MGD STP Vasant Kunj(New)	Extended Aeration	DJB	-	-	30	20	250	50	5	-	11.10.2024	-	7.30	7.30	370	20	265	12	633	53	89	5	2	1	2	0.4	24x10^18						
27		2.2 MGD STP Delhi Gate-I	Biofor and dansadeg	Degramoent	-	-	15	10	50	5	2	-	17.10.2024	-	7.20	7.40	240	8	225	10.3	472	39	42	3	2	1	2.4	0	24x10^18	24x10^6					
28		15 MGD STP delhi Gate-II	Biofor and dansadeg	Degramoent	-	Chlorination	10	10	50	5	2	230	17.10.2024	-	7.50	7.60	268	6	300	6	394	30	38	2	2	0	2	0	24x10^18	2400					
29		2.2 MGD STP S.H.N	Biofor and dansadeg	Degramoent	-	-	15	10	50	5	2	-	17.10.2024	-	7.30	7.20	284	7	219	6.3	520	54	44	4	3	0	2.8	0	24x10^18	35x10^5					
30	Pappankalan	20MGD Ph-I STP Pappankalan	ASP	SUBHASH INFRA PVT. LTD	-	-	50	30	250	50	5	-	18.12.2024	-	7.67	7.65	384	30	175	13	467	76	35	0	3	2	2.4	0					Plant is under Rehabilitation	Dwarka Sector-7, Dwarka Sector 11, Dwarka Sector 16, Dawrka Sector 24,	Palam, Dwarka, Matiala, Mahavir enclave, Dhodsaiaras, Bamdoli
31		20MGD Ph-II STP Pappankalan	ASP	VA-TECH WABAG LTD.	Media Filtration	Chlorination	10	10	50	5	2	230	18.12.2024	-	7.67	7.32	384	10	175	4	467	25	35	1	3	3	2.4	0							
32		5MGD STP Najafgarh	ASP	Ayaappa Pvt.Ltd.	-	-	50	30	250	50	5	-	18.12.2024	-	7.31	7.34	443	3	277	2	683	44	31	0	4	3	1.5	Nil					Plant Under Rehabilitation	25MGD Najafgarh SPS	Najafgarh, Nangli Sakravati, roshanpura
33	Rithala	40MGD Ph-I STP Rithala	ASP	Ms WA TECH BABAG LTD.	Disc Filter	UV	10	10	50	5	2	100	18.12.2024	38.2	7.47	7.62	368	8	190	7	477	32	28	3	4	1	3.2	0.8	-	-	-	-	Plant Under trial run		
34		40MGD Ph-II STP Rithala	ASP	SUEZ India Pvt. Ltd.	Disc Filter	UV	10	10	50	5	2	230	18.12.2024	37.86	7.46	7.73	464	10	210	9	542	36	26	8	4	1	4.4	0.4	-	-	-	-			
35	Rohini Sec-25	15MGD STP Sec-25 Rohini	ASP	Ms Dinesh Chandra Rohini project pvt. Ltd.	-	-	50	30	250	50	5	-	18.12.2024	9.29	7.54	7.17	220	14	152	9	376	40	30	0	7	5	-	-	-	-	-	-			
36	Yamuna Vihar	10MGD Phase-I Yamuna Vihar	ASP	DJB	-	-	50	30	250	50	5	-	18.12.2024	9.98	7.30	7.50	452	23	234	16	728	48	32	20	4	1	4.8	1.8	29x10^12	15x10^6	14x10^11	9x10^5		Ghonda-I SPS, Ghonda – II SPS Zafrabad SPS, Brahampuri SPS Yamuna Vihar SPS, Ghonda-I SPS Ghonda – II SPS, Zafrabad SPS Brahampuri SPS, Yamuna Vihar SPS	Ghonda,Gamri Village, Brahampuri, Ghonda and its adjoining area. Zafrabad and its adjoining area, Gautampuri,Brahampuri and its adjoining area,Kardampuri, Yamuna Vihar and its adjoining area Ghonda,Gamri Village,Brahampuri, Ghonda and its adjoining area. Zafrabad and its adjoining area, Gautampuri,Brahampuri and its adjoining area, Kardampuri, Yamuna Vihar and its adjoining area.Ghonda,Gamri Village, Brahampuri, Ghonda and its adjoining area, Ram Nagar, Bhukkara and its adjoining area,Yamuna Vihar
37		10MGD Phase-II Yamuna Vihar	ASP(IFAS)	M/s SIPL-RKC JV	Disc Filter	UV	10	10	50	5	2	230	18.12.2024	15.18	7.30	7.50	436	09	233	05	640	14	31	15	3	1	4.2	1.4	21x10^12	75	11x10^11	64			
38		25 MGD Phase-III Yamuna Vihar	ASP	M/s Joly & joly	-	-	30	20	250	50	5	-	18.12.2024	27.55	7.40	7.70	492	27	257	17	854	66	40	27	4	2	6	3	21x10^14	15x10^7	14x10^13	20x10^6			

	Plant not meeting standard as per paint parameter	BDL: Below detection limit
	Plant not meeting standard as per DPCC norms	ND: Not Detectable

Operational plant	38	Plant under DJB (O&M)	10
Plant Under rehabilitation	4	Plant under Pvt. (O&M)	28

Plant out of order	3	Plant out of order	3
Outlet Sample collected	35	Outlet Sample collected	35
Plant Under Unfit (As per design	8	Plant Under Unfit (As per DPCC)	24
Plant Under fit	27	Plant Under fit	11
%Unfit	23	%Unfit	69
%fit	77	%fit	31

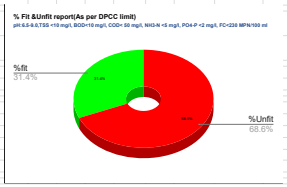

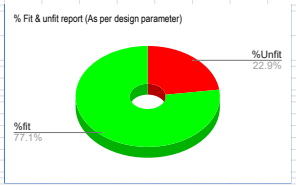

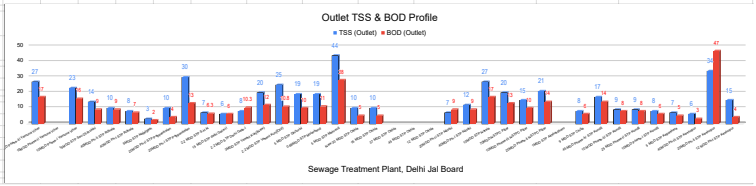

DELHI JAL BOARD

DAILY ANALYSIS REPORT OF ALL SEWAGE TREATMENT PLANT

DATE OF ANALYSIS : 19.12.2024

S.No.	Lab	Plant	Technology	Operator	Tertiary System	Disinfectent Type	Design Parameter(mg/l) TSS	BOD	COD	Ammonical-N	Phosphate-P	Outlet MPN (F.Coli) 100ml	Date of Analysis	Average Daily Flow (MGD)	pH (inlet)	pH (oulet)	TSS (inlet)	TSS (outlet)	BOD (inlet)	BOD (outlet)	COD (inlet)	COD (outlet)	Ammonical nitrogen (inlet)	Ammonical nitrogen (Outlet)	Ortho phosphate (inlet)	Ortho phosphate (outlet)	Sulphide (Inlet)	Sulphide (Outlet)	Inlet MPN (T.Coli) 100ml	Outlet MPN (T.Coli) 100ml	Inlet MPN (F.Coli) 100ml	Outlet MPN (F.Coli) 100ml	Remarks	Feed SPS	Command Area
															-	-	mg/l	mg/l	mg/l	mg/l	mg/l	mg/l	mg/l	mg/l	mg/l	mg/l	mg/l	mg/l							
1	Keshopur	12 MGD Ph-I STP Keshopur	ASP	VA-TECH WABAG LTD.	-	Chlorination	30	20	250	50	5	-	19.12.2024		7.32	7.34	421	15	-	-	506	36	22.25	0	3	5	2.2	Nil						Utiam Nagar SPS Powerginjour SPS Keshopur ISP	Wst Delhi, Patel Nagar, Moti Nagar, Rajouri Gracden, Tilak Nagar, Punjabi Bagh, Delhi Cantt, Janakpuri, Paschim Vihar, Uttam Nagar
2		20MGD Ph-II STP Keshopur	ASP	Ayaappa Pvt.Ltd	-	-	30	20	250	50	5	-	19.12.2024		7.42	7.41	571	10	-	-	587	26	29	3	4	2	0.93	Nil					Plant is under rehabilitation and running with 50% capacity.		
3		40MGD Ph-III STP Keshopur	ASP	Ayaappa Pvt.Ltd	-	-	30	20	250	50	5	-	19.12.2024		7.42	7.39	606	5	-	-	633	21	17.5	0	4	4	1.7	Nil	24×10^9	24×10^4	24×10^8	11000	under rehabilitation state and running with 50% capacity.		
4		5 MGD STP Kapashera	SBR	TRIVENI	-	UV	10	10	50	5	2	230	18.12.2024	-	7.07	7.43	1540	7	670	5	2380	62	16.5	1	5	3	8.5	Nil						Rajokari SPS, Rankpuri SPS, Kapashera SPS, Dundahera SPS	
5	Kondli	10MGD Phase-I STP Kondli	ASP	Triveni Pvt. Ltd	RGF	Chlorination	10	10	50	5	2	230	19.12.2024	10	7.00	7.40	284	8	133	7	450	15	32	3	4	2	5.2	Nil						Preet Vihar, Jagriti Enclave, Geeta Colony, Mandawali, Kalyanpuri, New Kalyanpuri, Dallupura , Gharoli	Geeta Colony SPS,Preet Vihar,Laxmi Nagar, Nirman Vihar, Shakar pur, Swasthya Vihar, Jagat puri, around Rashtrpatiace , Jheel, Gandhi Nagar, Bihar Colny Vishwas Nagar, Surajmal Vihar, Anand Vihar, Vivek Vihar, Jhilmil Colony, Dallupura, Preet Vihar, Jagriti Enclave, Kondli Gharoda, Jagriti Enclave,Geeta Colony area,Indraparastha Eun. Societies, Mandawali, Pandav Nagar, South Ganesh Nagar, Chander Vihar, Hasan Pur Depot village/society, Railway Colony,Acharya Niketan, Pandav nagar, Mayur Vihar Ph-I & II, Trilok puri, Khichripur, Kalyanpuri, Kalyanpuri, Shashi Garden, Mandawali SPS, Patparganj, Homeotgun, Dallupura SPS, Preet Vihar,Jagriti Enclave, Kondli Gharoda Village, Gharoli Dairy,mayur Vihar Ph-III, Sagara Basti ,Papel Market, etc.
6		25 MGD Phase-II STP Kondli	ASP	Triveni Pvt. Ltd	RGF	Chlorination	10	10	50	5	2	230	19.12.2024	25	7.00	7.50	284	7	133	6	450	12	32	1	4	1	5.2	Nil							
7		10 MGD Phase-III STP Kondli	ASP	Triveni Pvt. Ltd	RGF	Chlorination	10	10	50	5	2	230	19.12.2024	10	7.00	7.50	284	7	133	6	450	12	32	1	4	1	5.2	Nil					-		
8		45 MGD Phase-IV STP Kondli	ASP(IFAS)	Ayaappa Pvt.Ltd	Disc Filter	UV	10	10	50	5	2	230	19.12.2024	45	7.10	7.40	294	14	135	10	430	20	30	12	3	2	5.6	2.4							
9		9 MGD STP Chilla	Combitreat-ISBR	HNB Engineers		Chlorination	10	10	50	5	2	230	07.10.2024	9	6.80	7.30	354	8	138	6	424	14	35	1	4	2	6.8	Nil						Ghazipur drain	
10		1MGD STP Akshardham	MBR	M/s Toshiba Water Solution Pvt. Ltd.	Membrane Filtration	Chlorination	1	2	50	5	2	230	16.09.2024	1	6.90	7.60	310	BDL	140	BDL	390	6	32	Nil	3	Nil	6.4	Nil	11×10^17	150				Akshardham SPS	Sports Complex
11	N.S.T.P.C.Pillar	20MGD Phase-II NSTPC Pillar	ASP	DRA Infracom Pvt.Ltd.	-	UV (Not Started)	50	30	250	50	5	-	19.12.2024	4	7.20	7.50	186	19	88	10	274	37	20	1	3	1	2.5	1.1					Half stream of plant is Under Rehabilitation		
12		10MGD Phase-III NSTPC Pillar	ASP	DRA Infracom Pvt.Ltd.	-	UV (Not Started)	50	30	250	50	5	-	19.12.2024	2.5	7.30	7.50	152	15	70	08	260	34	18	1	3	2	2.3	0.8							
13		70MGD NSTPC Pillar	ASP	L&T Construction and PASSAVANT (JV)	-	Chlorination	10	10	50	5	2	230	19.12.2024	27.7	7.20	7.60	462	17	289	08	610	39	55	1	4	3	3.8	0.6					Poly dosing		
14		10MGD STP Narela	ASP	DRA Infracom Pvt. Ltd.	-	UV (Not Started)	50	30	250	50	5	-	18.12.2024	-	7.40	7.70	174	19	75	09	290	37	30	1	3	1	6.6	1.3							
15	Nilothi	40MGD Ph-I STP Nilothi	ASP	SUBHASH INFRA PVT. LTD	-	-	50	30	250	50	5	-	19.12.2024		7.50	7.70	234	8	-	-	-	-	28	20	3	2	1.2	Nil					under rehabilitation state and running with 50% capacity.	Pratibha SPS, Bakkarwala SPS, Sayyad nangloi SPS	
16		20MGD Ph-II STP Nilothi	ASP	VEOLIA INDIA	Disc Filter	Chlorination	10	10	50	5	2	230	19.12.2024		7.60	7.80	152	9	-	-	-	-	24	20	4	2	0.8	Nil						DDA SPS,IET New SPS, Sayyad nangloi SPS	
17	Okhla	12 MGD STP Okhla	ASP	DJB			50	30	250	50	5	-	-	-	-	-	-	-	-	-	-	-	-	-	-	-	-	-	-	-	-	-	Plant not in operation	Kilokri, Ring Road, Andrew Ganj, Pragati Vihar, Sarita Vihar, Tuglakabad, Batla House, Jasola Vihar, East of Kailash, Sukhdev Vihar, Modi Mill – 1, Sarita Vihar A- Block, Okhla Vihar, Tahkhand SPS, Tigri SPS	Kilokri, Ring Road, Andrew Ganj, Pragati Vihar, Sarita Vihar, Tuglakabad, Batla House, Jasola Vihar, East of Kailash, Sukhdev Vihar, Modi Mill – 1, Modi Mill – 1, Sarita Vihar A- Block, Okhla Vihar, Tahkhand SPS, Tigri SPS
18		45 MGD STP Okhla	ASP	DJB	-	-	50	30	250	50	5	-	-	-	-	-	-	-	-	-	-	-	-	-	-	-	-	-	-	-	-	-	Plant not in operation		
19		37 MGD STP Okhla	ASP	DJB	-	-	50	30	250	50	5	-	-	-	-	-	-	-	-	-	-	-	-	-	-	-	-	-	-	-	-	-	Plant not in operation		
20		16 MGD STP Okhla	ASP	DJB	-	-	50	30	250	50	5	-	18.12.2024	-	7.50	7.30	296	10	210	5	-	-	40	2	2	2							PAC Dosing		
21		New 30 MGD STP Okhla	ASP	SUEZ India Pvt. Ltd.	-	-	10	10	50	5	2	-	18.12.2024	-	7.10	7.50	324	10	230	5	-	-	36	0	2	2									
22		5 MGD STP Mehrauli	Extended Aeration	DJB	-	-	50	30	250	50	5	-	11.10.2024	-	7.30	7.60	490	44	260	28	690	110	21	24	2	1	2.8	1.2	24x10^18	24x10^10					
23		0.68MGD STP Molarband	Fluidized Aerobic Bed	DJB	-	-	30	20	250	50	5	-	15.08.2024	-	7.20	7.40	556	19	320	11	770	45	43	34	2	1	6.8	0.4	24x10^18	93					
24		5 MGD STP Ghitorini	ASP	DJB	-	-	30	20	250	50	5	-	17.10.2024	-	7.60	7.30	284	19	260	10	519	46	200	0	3	1	2.4	0.4							
25		2.2 MGD STP Vasant Kunj(Old)	Extended Aeration	DJB	-	-	50	30	250	50	5	-	11.10.2024	-	7.40	7.60	408	25	230	10.8	698	62	71	1	2	1	2.4	0.8	24x10^18	11x10^8					
26		3MGD STP Vasant Kunj(New)	Extended Aeration	DJB	-	-	30	20	250	50	5	-	11.10.2024	-	7.30	7.30	370	20	265	12	633	53	89	5	2	1	2	0.4	24x10^18						
27		2.2 MGD STP Delhi Gate-I	Biofor and dansadeg	Degramoent	-	-	15	10	50	5	2	-	17.10.2024	-	7.20	7.40	240	8	225	10.3	472	39	42	3	2	1	2.4	0	24x10^18	24x10^6					
28		15 MGD STP delhi Gate-II	Biofor and dansadeg	Degramoent	-	Chlorination	10	10	50	5	2	230	17.10.2024	-	7.50	7.60	268	6	300	6	394	30	38	2	2	0	2	0	24x10^18	2400					
29		2.2 MGD STP S.H.N	Biofor and dansadeg	Degramoent	-	-	15	10	50	5	2	-	17.10.2024	-	7.30	7.20	284	7	219	6.3	520	54	44	4	3	0	2.8	0	24x10^18	35x10^5					
30	Pappankalan	20MGD Ph-I STP Pappankalan	ASP	SUBHASH INFRA PVT. LTD	-	-	50	30	250	50	5	-	19.12.2024		7.75	7.61	234	32	-	-	440	81	28	0	2	3	1.3	0					Plant is under Rehabilitation	Dwarka Sector-7, Dwarka Sector 11, Dwarka Sector 16, Dwarka Sector 24,	Palam, Dwarka, Matiala, Mahavir enclave, Dhoolsiaries, Bamdoli
31		20MGD Ph-II STP Pappankalan	ASP	VA-TECH WABAG LTD.	Media Filtration	Chlorination	10	10	50	5	2	230	19.12.2024		7.75	7.70	234	11	-	-	440	29	28	1	2	3	1.3	0							
32		5MGD STP Najafgarh	ASP	Ayaappa Pvt.Ltd.	-	-	50	30	250	50	5	-	18.12.2024	-	7.31	7.34	443	3	277	2	683	44	31	0	4	3	1.5	Nil					Plant Under Rehabilitation	25MGD Najafgarh SPS	Najafgarh, Nangli Sakravati, roshanpura
33	Rithala	40MGD Ph-I STP Rithala	ASP	Ms WA TECH BABAG LTD.	Disc Filter	UV	10	10	50	5	2	100	19.12.2024	39.64	7.39	7.56	444	11	205	9	526	36	26	4	4	1	4.8	0.8	_	_	_	_	Plant Under trial run		
34		40MGD Ph-II STP Rithala	ASP	SUEZ India Pvt. Ltd.	Disc Filter	UV	10	10	50	5	2	230	19.12.2024	37.57	7.47	7.59	376	10	185	8	472	35	26	5	4	1	4	0.8	_	_	_	_			
35	Rohini Sec-25	15MGD STP Sec-25 Rohini	ASP	Ms Dinesh Chandra Rohini project pvt. Ltd.	-	-	50	30	250	50	5	-	19.12.2024	8.12	7.11	7.26	212	10	130	6	328	32	30	0	-	6	-	-	-	-	-	-			
36	Yamuna Vihar	10MGD Phase-I Yamuna Vihar	ASP	DJB	-	-	50	30	250	50	5	-	19.12.2024	9.98	7.00	7.40	316	24	210	15	528	48	32	22	3	1	5	2	24x10^13	11x10^7	44x10^11	23x10^5		Ghonda-I SPS, Ghonda – II SPS Zafrabad SPS, Brahampuri SPS Yamuna Vihar SPS, Ghonda-I SPS Ghonda – II SPS, Zafrabad SPS Brahampuri SPS, Yamuna Vihar SPS	Ghonda,Gamri,Gamri Village, Brahampuri, Ghonda and its adjoining area. Zafrabad and its adjoining area, Gautampuri,Brahampuri and its adjoining area,Karampuri, Yamuna Vihar and its adjoining area Ghonda,Gamri Village,Brahampuri, Ghonda and its adjoining area. Zafrabad and its adjoining area, Gautampuri,Brahampuri and its adjoining area, Karampuri, Yamuna Vihar and its adjoining area.Ghonda,Gamri,Gamri Village, Brahampuri, Ghonda and its adjoining area, Ram Nagar, Bhukkana and its adjoining area,Yamuna Vihar
37		10MGD Phase-II Yamuna Vihar	ASP(IFAS)	M/s SIPL-RKC JV	Disc Filter	UV	10	10	50	5	2	230	19.12.2024	15.25	7.20	7.40	384	10	240	6	620	22	30	14	3	0	4.6	1.6	46x10^12	95	12x10^6	75			
38		25 MGD Phase-III Yamuna Vihar	ASP	M/s Joly & joly	-	-	30	20	250	50	5	-	19.12.2024	28.03	7.30	7.60	464	27	280	16	724	58	35	24	4	2	6.2	3.2	11x10^15	43x10^6	21x10^13	16x10^6			

	Plant not meeting standard as per palnt parameter	BDL: Below detection limit
	Plant not meeting standard as per DPCC norms	ND: Not Detectable

Operational plant	38	Plant under DJB (O&M)	10
Plant Under rehabilitation	4	Plant under Pvt. (O&M)	28

Plant out of order	3	Plant out of order	3
Outlet Sample collected	35	Outlet Sample collected	35
Plant Under Unfit (As per design	7	Plant Under Unfit (As per DPCC)	21
Plant Under fit	28	Plant Under fit	14
%Unfit	20	%Unfit	60
%fit	80	%fit	40

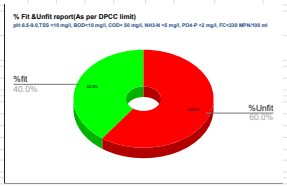

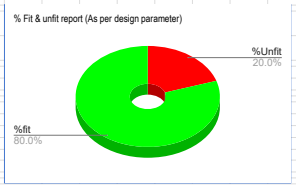

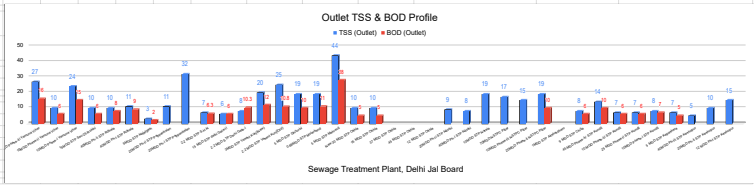

DELHI JAL BOARD

DAILY ANALYSIS REPORT OF ALL SEWAGE TREATMENT PLANT

DATE OF ANALYSIS : 20.12.2024

S.No.	Lab	Plant	Technology	Operator	Tertiary System	Disinfectent Type	Design Parameter(mg/l) TSS	BOD	COD	Ammonical-N	Phosphate-P	Outlet MPN (F.Coli) 100ml	Date of Analysis	Average Daily Flow (MGD)	pH (inlet) -	pH (oulet) -	TSS (inlet) mg/l	TSS (outlet) mg/l	BOD (inlet) mg/l	BOD (outlet) mg/l	COD (inlet) mg/l	COD (outlet) mg/l	Ammonical nitrogen (inlet) mg/l	Ammonical nitrogen (Outlet) mg/l	Ortho phosphate (inlet) mg/l	Ortho phosphate (outlet) mg/l	Sulphide (Inlet) mg/l	Sulphide (Outlet) mg/l	Inlet MPN (T.Coli) 100ml	Outlet MPN (T.Coli) 100ml	Inlet MPN (F.Coli) 100ml	Outlet MPN (F.Coli) 100ml	Remarks	Feed SPS	Command Area
1	Keshopur	12 MGD Ph-I STP Keshopur	ASP	VA-TECH WABAG LTD.	-	Chlorination	30	20	250	50	5	-	20.12.2024	-	7.27	7.23	311	13	162	5	378	25	23	1	3	5	1.4	Nil	24×10^7	2400	24×10^5	240		Uttam Nagar SPS Powergroyal SPS Keshopur ISP	Wst Delhi, Patel Nagar, Moti Nagar, Rajouri Gracden, Tilak Nagar, Punjabi Bagh, Delhi Cantt, Janakpuri, Paschim Vihar, Uttam Nagar
2		20MGD Ph-II STP Keshopur	ASP	Ayaappa Pvt.Ltd	-	-	30	20	250	50	5	-	20.12.2024	-	7.36	7.27	570	12	225	24	488	37	25	3	3	2	1.5	Nik					Plant is under rehabilitation and running with 50% capacity.		
3		40MGD Ph-III STP Keshopur	ASP	Ayaappa Pvt.Ltd	-	-	30	20	250	50	5	-	20.12.2024	-	7.46	7.52	538	5	252	3	564	23	16.4	0	4	4	1.6	Nil					under rehabilitation state and running with 50% capacity.		
4		5 MGD STP Kapashera	SBR	TRIVENI	-	UV	10	10	50	5	2	230	18.12.2024	-	7.07	7.43	1540	7	670	5	2380	62	16.5	1	5	3	8.5	Nil						Rajokari SPS, Rankpuri SPS, Kapashera SPS, Dundahera SPS	
5	Kondli	10MGD Phase-I STP Kondli	ASP	Triveni Pvt. Ltd	RGF	Chlorination	10	10	50	5	2	230	20.12.2024	10	7.10	7.30	310	9	140	7	430	15	28	2	3	1	6	0.8						Preet Vihar, Jagriti Enclave, Geeta Colony, Mandawali, Kalyanpuri, New Kalyanpuri, Dallupura , Gharoli	Geeta Colony SPS,Preet Vihar,Laxmi Nagar, Nirman Vihar, Shakar pur, Swasthya Vihar, Jagat puri, around Rashtrpatiace , Jheel, Gandhi Nagar, Bihar Colny Vishwas Nagar, Surajmal Vihar, Anand Vihar, Vivek Vihar, Jhilmil Colony, Dallupura, Preet Vihar, Karkardooma Colony, Jagriti Enclave,Geeta Colony area,Indraparastha Eun. Societies, Mandawali, Pandav Nagar, South Ganesh Nagar, Chander Vihar, Hasan Pur Dayot village/society, Railway Colony,Acharya Niketan, Pandav nagar, Mayur Vihar Ph-I & II, Trilok puri, Khichripur, Kalyanpuri, Kalyanpuri, Shashi Garden, Mandawali SPS, Patparganj, Homestigun, Dallupura Vill, Ganesh Nagar complex, Ashok Vihar, Ghazi Pur Village, Gharoli Dairy,mayur Vihar Ph-III, Sagara Basti ,Papel Market, etc.
6		25 MGD Phase-II STP Kondli	ASP	Triveni Pvt. Ltd	RGF	Chlorination	10	10	50	5	2	230	20.12.2024	25	7.10	7.40	310	8	140	5	430	12	28	1	3	2	6	Nil							
7		10 MGD Phase-III STP Kondli	ASP	Triveni Pvt. Ltd	RGF	Chlorination	10	10	50	5	2	230	20.12.2024	10	7.10	7.40	310	8	140	5	430	12	28	1	3	2	6	Nil					-		
8		45 MGD Phase-IV STP Kondli	ASP(IFAS)	Ayaappa Pvt.Ltd	Disc Filter	UV	10	10	50	5	2	230	20.12.2024	45	7.10	7.50	328	12	145	9	415	16	32	8	4	2	5.6	1.2							
9		9 MGD STP Chilla	Combitreat-ISBR	HNB Engineers		Chlorination	10	10	50	5	2	230	07.10.2024	9	6.80	7.30	354	8	138	6	424	14	35	1	4	2	6.8	Nil						Ghazipur drain	
10		1MGD STP Akshardham	MBR	M/s Toshiba Water Solution Pvt. Ltd.	Membrane Filtration	Chlorination	1	2	50	5	2	230	16.09.2024	1	6.90	7.60	310	BDL	140	BDL	390	6	32	Nil	3	Nil	6.4	Nil	11×10^17	150				Akshardham SPS	Sports Complex
11	N.S.T.P.C.Pillar	20MGD Phase-II NSTPC Pillar	ASP	DRA Infracom Pvt.Ltd.	-	UV (Not Started)	50	30	250	50	5	-	20.12.2024	4	7.20	7.40	210	17	144	10	390	29	17	1	3	1	2.2	0.8					Half stream of plant is Under Rehabilitation		
12		40MGD Phase-III NSTPC Pillar	ASP	DRA Infracom Pvt.Ltd.	-	UV (Not Started)	50	30	250	50	5	-	20.12.2024	2.5	7.,1	7.50	154	17	66	08	280	24	20	1	2	1	2.5	1							
13		70MGD NSTPC Pillar	ASP	L&T Construction and PASSAVANT (JV)	-	Chlorination	10	10	50	5	2	230	20.12.2024	31.7	7.20	7.50	474	10	292	05	620	20	30	1	4	3	3.5	0.7					Poly dosing		
14		10MGD STP Narela	ASP	DRA Infracom Pvt. Ltd.	-	UV (Not Started)	50	30	250	50	5	-	18.12.2024	7.3	7.40	7.70	144	18	79	13	310	39	43	1	3	1	6.4	1							
15	Nilothi	40MGD Ph-I STP Nilothi	ASP	SUBHASH INFRA PVT. LTD	-	-	50	30	250	50	5	-	20.12.2024	-	7.57	7.96	216	9	160	9	425	-	28	32	4	2	0.96	Nil					under rehabilitation state and running with 50% capacity.	Pratibha SPS, Bakkarwala SPS, Sayyad nangloi SPS	
16		20MGD Ph-II STP Nilothi	ASP	VEOLIA INDIA	Disc Filter	Chlorination	10	10	50	5	2	230	20.12.2024	-	7.60	7.85	158	3	123	6	312	-	32	16	3	2	0.96	Nil						CIDA SPS,IET New SPS, Sayyad nangloi SPS	
17	Okhla	12 MGD STP Okhla	ASP	DJB			50	30	250	50	5	-	-	-	-	-	-	-	-	-	-	-	-	-	-	-	-	-	-	-	-	-	Plant not in operation	Kilokri, Ring Road, Andrew Ganj, Pragati Vihar, Sarita Vihar, Tuglakabad, Batla House, Jasola Vihar, East of Kailash, Sukhdev Vihar, Modi Mill – 1, Modi Mill – 1, Sarita Vihar A- Block, Okhla Vihar, Tahkhand SPS, Tigri SPS	Kilokri, Ring Road, Andrew Ganj, Pragati Vihar, Sarita Vihar, Tuglakabad, Batla House, Jasola Vihar, East of Kailash, Sukhdev Vihar, Modi Mill – 1, Modi Mill – 1, Sarita Vihar A- Block, Okhla Vihar, Tahkhand SPS, Tigri SPS
18		45 MGD STP Okhla	ASP	DJB	-	-	50	30	250	50	5	-	-	-	-	-	-	-	-	-	-	-	-	-	-	-	-	-	-	-	-	-	Plant not in operation		
19		37 MGD STP Okhla	ASP	DJB	-	-	50	30	250	50	5	-	-	-	-	-	-	-	-	-	-	-	-	-	-	-	-	-	-	-	-	-	Plant not in operation		
20		16 MGD STP Okhla	ASP	DJB	-	-	50	30	250	50	5	-	18.12.2024	-	7.50	7.30	296	10	210	5	-	-	40	2	2	2							PAC Dosing		
21		New 30 MGD STP Okhla	ASP	SUEZ India Pvt. Ltd.	-	-	10	10	50	5	2	-	18.12.2024	-	7.10	7.50	324	10	230	5	-	-	36	0	2	2									
22		5 MGD STP Mehrauli	Extended Aeration	DJB	-	-	50	30	250	50	5	-	11.10.2024	-	7.30	7.60	490	44	260	28	690	110	21	24	2	1	2.8	1.2	24x10^18	24x10^10					
23		0.68MGD STP Molarband	Fluidized Aerobic Bed	DJB	-	-	30	20	250	50	5	-	15.08.2024	-	7.20	7.40	556	19	320	11	770	45	43	34	2	1	6.8	0.4	24x10^18	93					
24		5 MGD STP Ghitorini	ASP	DJB	-	-	30	20	250	50	5	-	17.10.2024	-	7.60	7.30	284	19	260	10	519	46	200	0	3	1	2.4	0.4							
25		2.2 MGD STP Vasant Kunj(Old)	Extended Aeration	DJB	-	-	50	30	250	50	5	-	11.10.2024	-	7.40	7.60	408	25	230	10.8	698	62	71	1	2	1	2.4	0.8	24x10^18	11x10^8					
26		3MGD STP Vasant Kunj(New)	Extended Aeration	DJB	-	-	30	20	250	50	5	-	11.10.2024	-	7.30	7.30	370	20	265	12	633	53	89	5	2	1	2	0.4	24x10^18						
27		2.2 MGD STP Delhi Gate-I	Biofor and dansadeg	Degramoent	-	-	15	10	50	5	2	-	17.10.2024	-	7.20	7.40	240	8	225	10.3	472	39	42	3	2	1	2.4	0	24x10^18	24x10^6					
28		15 MGD STP delhi Gate-II	Biofor and dansadeg	Degramoent	-	Chlorination	10	10	50	5	2	230	17.10.2024	-	7.50	7.60	268	6	300	6	394	30	38	2	2	0	2	0	24x10^18	2400					
29		2.2 MGD STP S.H.N	Biofor and dansadeg	Degramoent	-	-	15	10	50	5	2	-	17.10.2024	-	7.30	7.20	284	7	219	6.3	520	54	44	4	3	0	2.8	0	24x10^18	35x10^5					
30	Pappankalan	20MGD Ph-I STP Pappankalan	ASP	SUBHASH INFRA PVT. LTD	-	-	50	30	250	50	5	-	20.12.2024	-	7.46	7.57	232	31	165	11	360	64	32	0	3	2	1.9	0					Plant is under Rehabilitation	Dwarka Sector-7, Dwarka Sector 11, Dwarka Sector 16, Dwarka Sector 24,	Palam, Dwarka, Matiala, Mahavir enclave, Dhoolsiaries, Bamdoli
31		20MGD Ph-II STP Pappankalan	ASP	VA-TECH WABAG LTD.	Media Filtration	Chlorination	10	10	50	5	2	230	20.12.2024	-	7.46	7.63	232	12	165	6	360	29	32	1	3	3	1.9	0							
32		6MGD STP Najafgarh	ASP	Ayaappa Pvt.Ltd.	-	-	50	30	250	50	5	-	18.12.2024	-	7.31	7.34	443	3	277	2	683	44	31	0	4	3	1.5	Nil					Plant Under Rehabilitation	25MGD Najafgarh SPS	Najafgarh, Nangli Sakravati, roshanpura
33	Rithala	40MGD Ph-I STP Rithala	ASP	Ms WA TECH BABAG LTD.	Disc Filter	UV	10	10	50	5	2	100	20.12.2024	41.13	7.42	7.59	352	10	175	9	446	34	24	3	4	1	3.6	1.2	-	-	24 x 10^7+	290	Plant Under trial run		
34		40MGD Ph-II STP Rithala	ASP	SUEZ India Pvt. Ltd.	Disc Filter	UV	10	10	50	5	2	230	20.12.2024	38.82	7.49	7.71	504	8	225	7	586	31	23	9	4	1	4.4	0.4	-	-	24 x 10^7+	93			
35	Rohini Sec-25	15MGD STP Sec-25 Rohini	ASP	Ms Dinesh Chandra Rohini project pvt. Ltd.	-	-	50	30	250	50	5	-	20.12.2024	9.06	7.32	7.38	440	09	224	5	560	24	45	0	8	2	-	-	-	-	24x10^7+	11x10^4			
36	Yamuna Vihar	10MGD Phase-I Yamuna Vihar	ASP	DJB	-	-	50	30	250	50	5	-	20.12.2024	9.98	7.20	7.60	376	20	233	14	560	30	35	22	3	2	5.2	1.8	21x10^12	29x10^6	27x10^11	9x10^5		Ghonda-I SPS, Ghonda – II SPS Zafrabad SPS, Brahampuri SPS Yamuna Vihar SPS, Ghonda-I SPS Ghonda – II SPS, Zafrabad SPS, Brahampuri SPS, Yamuna Vihar SPS	Ghonda,Gamri Village, Brahampuri, Ghonda and its adjoining area. Zafrabad and its adjoining area, Gautampuri,Brahampuri and its adjoining area,Kardampuri, Yamuna Vihar and its adjoining area Ghonda,Gamri Village,Brahampuri, Ghonda and its adjoining area. Zafrabad and its adjoining area, Gautampuri,Brahampuri and its adjoining area, Kardampuri, Yamuna Vihar and its adjoining area.Ghonda,Gamri Village, Brahampuri, Ghonda and its adjoining area, Ram Nagar, Bhukkara and its adjoining area,Yamuna Vihar
37		10MGD Phase-II Yamuna Vihar	ASP(IFAS)	M/s SIPL-RKC JV	Disc Filter	UV	10	10	50	5	2	230	20.12.2024	15.15	7.30	7.60	320	8	194	4	486	12	38	16	4	2	4.8	1.8	12x10^12	150	11x10^11	75			
38		25 MGD Phase-III Yamuna Vihar	ASP	M/s Joly & joly	-	-	30	20	250	50	5	-	20.12.2024	27.59	7.30	7.60	592	28	301	19	880	44	40	25	4	2	6.2	2.6	29x10^14	11x10^8	19x10^13	16x10^6			

	Plant not meeting standard as per palnt parameter	BDL: Below detection limit	
	Plant not meeting standard as per DPCC norms	ND: Not Detectable	

Operational plant	38	Plant under DJB (O&M)	10
Plant Under rehabilitation	4	Plant under Pvt. (O&M)	28
Plant out of order	3	Plant out of order	3
Outlet Sample collected	34	Outlet Sample collected	35
Plant Under Unfit (As per design	8	Plant Under Unfit (As per DPCC)	29
Plant Under fit	26	Plant Under fit	6
%Unfit	24	%Unfit	83
%fit	76	%fit	17

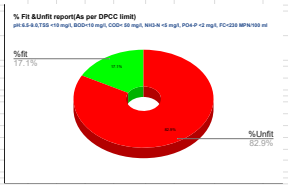

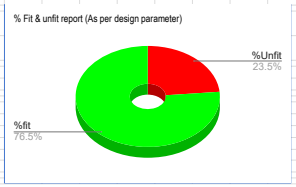

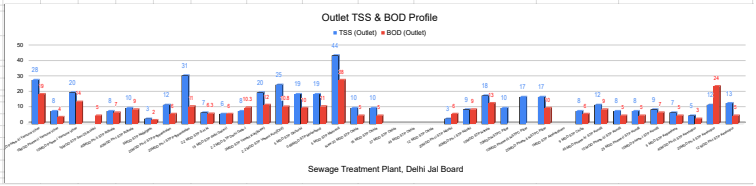

DELHI JAL BOARD

DAILY ANALYSIS REPORT OF ALL SEWAGE TREATMENT PLANT

DATE OF ANALYSIS : 21.12.2024

S.No.	Lab	Plant	Technology	Operator	Tertiary System	Disinfectent Type	Design Parameter(mg/l) TSS	BOD	COD	Ammonical-N	Phosphate-P	Outlet MPN (F.Coli) 100ml	Date of Analysis	Average Daily Flow (MGD)	pH (inlet) -	pH (oulet) -	TSS (inlet) mg/l	TSS (outlet) mg/l	BOD (inlet) mg/l	BOD (outlet) mg/l	COD (inlet) mg/l	COD (outlet) mg/l	Ammonical nitrogen (inlet) mg/l	Ammonical nitrogen (Outlet) mg/l	Ortho phosphate (inlet) mg/l	Ortho phosphate (outlet) mg/l	Sulphide (Inlet) mg/l	Sulphide (Outlet) mg/l	Inlet MPN (T.Coli) 100ml	Outlet MPN (T.Coli) 100ml	Inlet MPN (F.Coli) 100ml	Outlet MPN (F.Coli) 100ml	Remarks	Feed SPS	Command Area
1	Keshopur	12 MGD Ph-I STP Keshopur	ASP	VA-TECH WABAG LTD.	-	Chlorination	30	20	250	50	5	-	21.12.2024		7.14	7.02	164	8	157	5	358	18	24.4	1	3	4	2.7	Nil						Ultam Nagar SPS Powerginjlour SPS Keshopur ISP	Wst Delhi, Patel Nagar, Moti Nagar, Rajouri Gracden, Tilak Nagar, Punjabi Bagh, Delhi Cantt, Janakpuri, Paschim Vihar, Uttam Nagar
2		20MGD Ph-II STP Keshopur	ASP	Ayaappa Pvt.Ltd	-	-	30	20	250	50	5	-	21.12.2024		7.34	7.24	389	11	260	13	655	35	26	3	4	2	2.4	Nil	24×10^8	24000	24×10^6	1100	Plant is under rehabilitation and running with 50% capacity.		
3		40MGD Ph-III STP Keshopur	ASP	Ayaappa Pvt.Ltd	-	-	30	20	250	50	5	-	21.12.2024		7.35	7.35	403	2	295	3	775	23	20.8	0	3	3	3.7	Nil					under rehabilitation state and running with 50% capacity.		
4		5 MGD STP Kapashera	SBR	TRIVENI	-	UV	10	10	50	5	2	230	18.12.2024	-	7.07	7.43	1540	7	670	5	2380	62	16.5	1	5	3	8.5	Nil						Rajokari SPS, Rankpuri SPS, Kapashera SPS, Dundahera SPS	
5	Kondli	10MGD Phase-I STP Kondli	ASP	Triveni Pvt. Ltd	RGF	Chlorination	10	10	50	5	2	230	21.12.2024	10	7.00	7.50	290	10	133	6	450	20	30	4	4	2	5.6	0.8						Preet Vihar, Jagriti Enclave, Geeta Colony, Mandawali, Kalyanpuri, New Kalyanpuri, Dallupura , Gharoli	Geeta Colony SPS,Preet Vihar,Laxmi Nagar, Nirman Vihar, Shakar pur, Swasthya Vihar, Jagat puri, around Rudhupalace , Jheel, Gandhi Nagar, Bihar Colny,Vishwas Nagar, Surajmal Vihar, Anand Vihar, Vivek Vihar, Jhilmil Colony, Dilshad Garden, Jhilmil Extension, Mandawali, Jagriti Enclave,Geeta Colony area,Indraparastha Eun. Societies, Mandawali, Pandav Nagar, South Ganesh Nagar, Chander Vihar, Hasan Pur Dayot villagetoncolly, Railway Colony,Acharya Niketan, Pandav nagar, Mayur Vihar Ph-I & II, Trilok puri, Khichripur, Kalyanpuri, Kalyanpuri, Shashi Garden, Mandawali SPS, Patparganj, Homeedpuri, Dallupura Colony, Kalyanpuri, Mandawali, Ghazipur, Dallupura Village, Gharoli Dairy,mayur Vihar Ph-III, Sagara Basti ,Papar Market, etc.
6		25 MGD Phase-II STP Kondli	ASP	Triveni Pvt. Ltd	RGF	Chlorination	10	10	50	5	2	230	21.12.2024	25	7.00	7.60	290	7	133	4	450	13	30	2	4	2	5.6	Nil							
7		10 MGD Phase-III STP Kondli	ASP	Triveni Pvt. Ltd	RGF	Chlorination	10	10	50	5	2	230	21.12.2024	10	7.00	7.60	290	7	133	4	450	13	30	2	4	2	5.6	Nil					-		
8		45 MGD Phase-IV STP Kondli	ASP(IFAS)	Ayaappa Pvt.Ltd	Disc Filter	UV	10	10	50	5	2	230	21.12.2024	45	7.10	7.50	282	12	140	8	420	16	32	10	3	2	6	0.8							
9		9 MGD STP Chilla	Combitreat-ISBR	HNB Engineers		Chlorination	10	10	50	5	2	230	07.10.2024	9	6.80	7.30	354	8	138	6	424	14	35	1	4	2	6.8	Nil						Ghazipur drain	
10		1MGD STP Akshardham	MBR	M/s Toshiba Water Solution Pvt. Ltd.	Membrane Filtration	Chlorination	1	2	50	5	2	230	16.09.2024	1	6.90	7.60	310	BDL	140	BDL	390	6	32	Nil	3	Nil	6.4	Nil	11×10^17	150				Akshardham SPS	Sports Complex
11	N.S.T.P.C.Pillar	20MGD Phase-II NSTPC Pillar	ASP	DRA Infracom Pvt.Ltd.	-	UV (Not Started)	50	30	250	50	5	-	21.12.2024	4	7.20	7.60	236	15	151	08	334	20	20	1	3	1	2.8	1					Half stream of plant is Under Rehabilitation		
12		40MGD Phase-III NSTPC Pillar	ASP	DRA Infracom Pvt.Ltd.	-	UV (Not Started)	50	30	250	50	5	-	21.12.2024	2.5	7.20	7.60	164	17	91	09	272	28	18	1	2	2	2.4	1.2							
13		70MGD NSTPC Pillar	ASP	L&T Construction and PASSAVANT (JV)	-	Chlorination	10	10	50	5	2	230	21.12.2024	31.0	7.30	7.50	428	12	201	7	507	28	35	1	3	2	3.8	0.5					Poly dosing		
14		10MGD STP Narela	ASP	DRA Infracom Pvt. Ltd.	-	UV (Not Started)	50	30	250	50	5	-	18.12.2024	-	7.40	7.70	174	19	75	09	290	37	30	1	3	1	6.6	1.3							
15	Nilothi	40MGD Ph-I STP Nilothi	ASP	SUBHASH INFRA PVT. LTD	-	-	50	30	250	50	5	-	21.12.2024		7.54	7.89	222	11	160	14	442	-	32	24	4	2	1	Nil					under rehabilitation state and running with 50% capacity.	Pratibha SPS, Bakkarwala SPS, Sayyad nangloi SPS	
16		20MGD Ph-II STP Nilothi	ASP	VEOLIA INDIA	Disc Filter	Chlorination	10	10	50	5	2	230	21.12.2024		7.60	7.70	242	7	150	6	469	-	32	20	3	2	0.96	Nil						DDA SPS,IET New SPS, Sayyad nangloi SPS	
17	Okhla	12 MGD STP Okhla	ASP	DJB			50	30	250	50	5	-	-	-	-	-	-	-	-	-	-	-	-	-	-	-	-	-	-	-	-	Plant not in operation	Kilokri, Ring Road, Andrew Ganj, Pragati Vihar, Sarita Vihar, Tuglakabad, Batla House, Jasola Vihar, East of Kailash, Sukhdev Vihar, Okhla Vihar, Modi Mill – 1, Sarita Vihar A- Block, Okhla Vihar, Tahkhand SPS, Tigri SPS	Kilokri, Ring Road, Andrew Ganj, Pragati Vihar, Sarita Vihar, Tuglakabad, Batla House, Jasola Vihar, East of Kailash, Sukhdev Vihar, Modi Mill – 1, Modi Mill – 1, Sarita Vihar A- Block, Okhla Vihar, Tahkhand SPS, Tigri SPS
18		45 MGD STP Okhla	ASP	DJB	-	-	50	30	250	50	5	-	-	-	-	-	-	-	-	-	-	-	-	-	-	-	-	-	-	-	-	Plant not in operation		
19		37 MGD STP Okhla	ASP	DJB	-	-	50	30	250	50	5	-	-	-	-	-	-	-	-	-	-	-	-	-	-	-	-	-	-	-	-	Plant not in operation		
20		16 MGD STP Okhla	ASP	DJB	-	-	50	30	250	50	5	-	18.12.2024	-	7.50	7.30	296	10	210	5	-	-	40	2	2	2							**PAC Dosing**		
21		New 30 MGD STP Okhla	ASP	SUEZ India Pvt. Ltd.	-	-	10	10	50	5	2	-	18.12.2024	-	7.10	7.50	324	10	230	5	-	-	36	0	2	2									
22		5 MGD STP Mehrauli	Extended Aeration	DJB	-	-	50	30	250	50	5	-	11.10.2024	-	7.30	7.60	490	44	260	28	690	110	21	24	2	1	2.8	1.2	24x10^18	24x10^10					
23		0.68MGD STP Molarband	Fluidized Aerobic Bed	DJB	-	-	30	20	250	50	5	-	15.08.2024	-	7.20	7.40	556	19	320	11	770	45	43	34	2	1	6.8	0.4	24x10^18	93					
24		5 MGD STP Ghitorini	ASP	DJB	-	-	30	20	250	50	5	-	17.10.2024	-	7.60	7.30	284	19	260	10	519	46	200	0	3	1	2.4	0.4							
25		2.2 MGD STP Vasant Kunj(Old)	Extended Aeration	DJB	-	-	50	30	250	50	5	-	11.10.2024	-	7.40	7.60	408	25	230	10.8	698	62	71	1	2	1	2.4	0.8	24x10^18	11x10^8					
26		3MGD STP Vasant Kunj(New)	Extended Aeration	DJB	-	-	30	20	250	50	5	-	11.10.2024	-	7.30	7.30	370	20	265	12	633	53	89	5	2	1	2	0.4	24x10^18						
27		2.2 MGD STP Delhi Gate-I	Biofor and dansadeg	Degramoent	-	-	15	10	50	5	2	-	17.10.2024	-	7.20	7.40	240	8	225	10.3	472	39	42	3	2	1	2.4	0	24x10^18	24x10^6					
28		15 MGD STP delhi Gate-II	Biofor and dansadeg	Degramoent	-	Chlorination	10	10	50	5	2	230	17.10.2024	-	7.50	7.60	268	6	300	6	394	30	38	2	2	0	2	0	24x10^18	2400					
29		2.2 MGD STP S.H.N	Biofor and dansadeg	Degramoent	-	-	15	10	50	5	2	-	17.10.2024	-	7.30	7.20	284	7	219	6.3	520	54	44	4	3	0	2.8	0	24x10^18	35x10^5					
30	Pappankalan	20MGD Ph-I STP Pappankalan	ASP	SUBHASH INFRA PVT. LTD	-	-	50	30	250	50	5	-	21.12.2024		7.52	7.50	284	37	180	13	425	85	35	0	3	2	2.3	0					Plant is under Rehabilitation	Dwarka Sector-7, Dwarka Sector 11, Dwarka Sector 16, Dawrka Sector 24,	Palam, Dwarka, Matiala, Mahavir enclave, Dhodsaiaras, Bamdoli
31		20MGD Ph-II STP Pappankalan	ASP	VA-TECH WABAG LTD.	Media Filtration	Chlorination	10	10	50	5	2	230	21.12.2024		7.52	7.35	284	15	180	5	425	32	35	1	3	3	2.3	0							
32		5MGD STP Najafgarh	ASP	Ayaappa Pvt.Ltd.	-	-	50	30	250	50	5	-	18.12.2024	-	7.31	7.34	443	3	277	2	683	44	31	0	4	3	1.5	Nil					Plant Under Rehabilitation	25MGD Najafgarh SPS	Najafgarh, Nangli Sakravati, roshanpura
33	Rithala	40MGD Ph-I STP Rithala	ASP	Ms WA TECH BABAG LTD.	Disc Filter	UV	10	10	50	5	2	100	21.12.2024	38.8	7.41	7.65	332	9	173	8	440	32	28	4	4	1	2.8	0.4	-	-	-	-	Plant Under trial run		
34		40MGD Ph-II STP Rithala	ASP	SUEZ India Pvt. Ltd.	Disc Filter	UV	10	10	50	5	2	230	21.12.2024	35.42	7.51	7.72	348	11	185	10	458	35	27	7	4	1	3.2	0.8	-	-	-	-			
35	Rohini Sec-25	15MGD STP Sec-25 Rohini	ASP	Ms Dinesh Chandra Rohini project pvt. Ltd.	-	-	50	30	250	50	5	-	21.12.2024	9.03	7.33	7.35	564	10	275	6	680	32	40	0	4	2	-	-	-	-	-	-			
36	Yamuna Vihar	10MGD Phase-I Yamuna Vihar	ASP	DJB	-	-	50	30	250	50	5	-	21.12.2024	9.93	7.20	7.40	272	22	156	13	438	40	35	20	4	1	4.8	1.6	11x10^13	21x10^6	44x10^11	23x10^5		Ghonda-I SPS, Ghonda – II SPS Zafrabad SPS, Brahampuri SPS Yamuna Vihar SPS, Ghonda-I SPS Ghonda – II SPS, Zafrabad SPS Brahampuri SPS, Yamuna Vihar SPS	Ghonda,Gamri Village, Brahampuri, Ghonda and its adjoining area, Zafrabad and its adjoining area, Gautampuri,Brahampuri and its adjoining area,Kardampuri, Yamuna Vihar and its adjoining area Ghonda,Gamri Village,Brahampuri, Ghonda and its adjoining area, Zafrabad and its adjoining area, Gautampuri,Brahampuri and its adjoining area, Kardampuri, Yamuna Vihar and its adjoining area,Ghonda,Gamri Village, Brahampuri, Ghonda and its adjoining area, Ram Nagar, Bhukkara and its adjoining area,Yamuna Vihar
37		10MGD Phase-II Yamuna Vihar	ASP(IFAS)	M/s SIPL-RKC JV	Disc Filter	UV	10	10	50	5	2	230	21.12.2024	14.15	7.30	7.50	264	08	158	05	412	16	40	15	4	1	4.2	1.4	15x10^12	75	15x10^11	53			
38		25 MGD Phase-III Yamuna Vihar	ASP	M/s Joly & joly	-	-	30	20	250	50	5	-	21.12.2024	27.89	7.40	7.60	444	26	247	15	712	55	42	24	5	2	6	2.8	29x10^14	21x10^7	21x10^13	16x10^6			

	Plant not meeting standard as per palnt parameter	BDL: Below detection limit
	Plant not meeting standard as per DPCC norms	ND: Not Detectable

Operational plant	38	Plant under DJB (O&M)	10
Plant Under rehabilitation	4	Plant under Pvt. (O&M)	28

Plant out of order	3	Plant out of order	3
Outlet Sample collected	35	Outlet Sample collected	35
Plant Under Unfit (As per design	9	Plant Under Unfit (As per DPCC)	27
Plant Under fit	26	Plant Under fit	8
%Unfit	26	%Unfit	77
%fit	74	%fit	23

% Fit &Unfit report(As per DPCC limit)

pH 6.5-8,TSS <10 mg/l, BOD<10 mg/l, COD< 50 mg/l, NH3-N <5 mg/l, PO4-P <2 mg/l, FC<230 MPN/100 ml

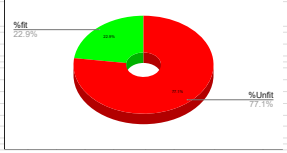

% Fit & unfit report (As per design parameter)

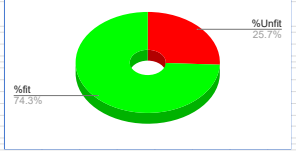

Outlet TSS & BOD Profile

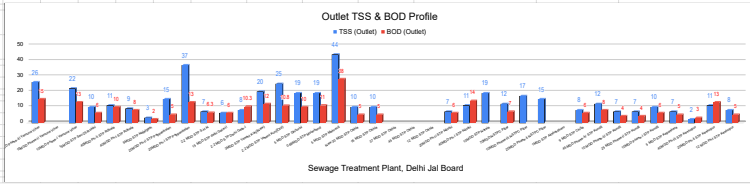

DELHI JAL BOARD

DAILY ANALYSIS REPORT OF ALL SEWAGE TREATMENT PLANT

DATE OF ANALYSIS : 22.12.2024

S.No.	Lab	Plant	Technology	Operator	Tertiary System	Disinfectent Type	Design Parameter(mg/l) TSS	BOD	COD	Ammonical-N	Phosphate-P	Outlet MPN (F.Coli) 100ml	Date of Analysis	Average Daily Flow (MGD)	pH (inlet)	pH (oulet)	TSS (inlet) mg/l	TSS (outlet) mg/l	BOD (inlet) mg/l	BOD (outlet) mg/l	COD (inlet) mg/l	COD (outlet) mg/l	Ammonical nitrogen (inlet) mg/l	Ammonical nitrogen (Outlet) mg/l	Ortho phosphate (inlet) mg/l	Ortho phosphate (outlet) mg/l	Sulphide (Inlet) mg/l	Sulphide (Outlet) mg/l	Inlet MPN (T.Coli) 100ml	Outlet MPN (T.Coli) 100ml	Inlet MPN (F.Coli) 100ml	Outlet MPN (F.Coli) 100ml	Remarks	Feed SPS	Command Area
1	Keshopur	12 MGD Ph-I STP Keshopur	ASP	VA-TECH WABAG LTD.	-	Chlorination	30	20	250	50	5	-	22.12.2024		7.14	7.02	164	8	157	5	358	18	24.4	1.3	3.4	3.7	2.7	Nil						Uttam Nagar SPS Powergroyal SPS Keshopur ISP	Wst Delhi, Patel Nagar, Moti Nagar, Rajouri Gracden, Tilak Nagar, Punjabi Bagh, Delhi Cantt, Janakpuri, Paschim Vihar, Uttam Nagar
2		20MGD Ph-II STP Keshopur	ASP	Ayaappa Pvt.Ltd	-	-	30	20	250	50	5	-	22.12.2024		7.34	7.24	389	11	260	13	655	35	26.0	2.5	3.6	1.6	2.4	Nil	24×10^8	24000	24×10^6	1100	Plant is under rehabilitation and running with 50% capacity.		
3		40MGD Ph-III STP Keshopur	ASP	Ayaappa Pvt.Ltd	-	-	30	20	250	50	5	-	22.12.2024		7.35	7.35	403	2	295	3	775	23	20.8	0.2	3.4	2.7	3.7	Nil					under rehabilitation state and running with 50% capacity.		
4		5 MGD STP Kapashera	SBR	TRIVENI	-	UV	10	10	50	5	2	230	18.12.2024	-	7.07	7.43	1540	7	670	5	2380	62	16.5	0.5	4.5	3.0	8.5	Nil						Rajokari SPS, Rankpuri SPS, Kapashera SPS, Dundahera SPS	
5	Kondli	10MGD Phase-I STP Kondli	ASP	Triveni Pvt. Ltd	RGF	Chlorination	10	10	50	5	2	230	22.12.2024	10	6.90	7.40	302	9	135	7	470	17	32.0	4.5	3.2	1.8	5.6	0.5						Preet Vihar, Jagriti Enclave, Geeta Colony, Mandawali, Kalyanpuri, New Kalyanpuri, Dallupura , Gharoli	Geeta Colony SPS,Preet Vihar,Laxmi Nagar, Nirman Vihar, Shakar pur, Swasthya Vihar, Jagat puri, around Rudhupalace , Jheel, Gandhi Nagar, Bihar Colny Vishwas Nagar, Surajmal Vihar, Anand Vihar, Vivek Vihar, Jhilmil Colony, Dallupura, Preet Vihar, Kalyanpuri, Khichripur, Jagriti Enclave,Geeta Colony area,Indraparastha Eun. Societies, Mandawali, Pandav Nagar, South Ganesh Nagar, Chander Vihar, Hasan Pur Dayot villagekondoly, Railway Colony,Acharya Niketan, Pandav nagar, Mayur Vihar Ph-I & II, Trilok puri, Khichripur, Kalyanpuri, Kalyanpuri, Shashi Garden, Mandawali SPS, Patparganj, Homeedpuri, Dallupura Colony, Kalyanpuri, Khichripur, Jhilmil Colony, Dallupura, Gharoli Dairy,mayur Vihar Ph-III, Sagara Basti ,Papel Market, etc.
6		25 MGD Phase-II STP Kondli	ASP	Triveni Pvt. Ltd	RGF	Chlorination	10	10	50	5	2	230	22.12.2024	25	6.90	7.50	302	8	135	6	470	15	32.0	2.5	3.2	1.5	5.6	Nil							
7		10 MGD Phase-III STP Kondli	ASP	Triveni Pvt. Ltd	RGF	Chlorination	10	10	50	5	2	230	22.12.2024	10	6.90	7.50	302	8	135	6	470	15	32.0	2.5	3.2	1.5	5.6	Nil					-		
8		45 MGD Phase-IV STP Kondli	ASP(IFAS)	Ayaappa Pvt.Ltd	Disc Filter	UV	10	10	50	5	2	230	22.12.2024	45	7.00	7.60	310	13	143	9	450	12	30.0	8.0	3.5	2.5	5.8	0.8							
9		9 MGD STP Chilla	Combitreat-ISBR	HNB Engineers		Chlorination	10	10	50	5	2	230	07.10.2024	9	6.80	7.30	354	8	138	6	424	14	35.0	0.6	3.8	1.5	6.8	Nil						Ghazipur drain	
10		1MGD STP Akshardham	MBR	M/s Toshiba Water Solution Pvt. Ltd.	Membrane Filtration	Chlorination	1	2	50	5	2	230	16.09.2024	1	6.90	7.60	310	BDL	140	BDL	390	6	32.0	Nil	2.5	Nil	6.4	Nil	11×10^17	150				Akshardham SPS	Sports Complex
11	N.S.T.P.C.Pillar	20MGD Phase-II NSTPC Pillar	ASP	DRA Infracom Pvt.Ltd.	-	UV (Not Started)	50	30	250	50	5	-	22.12.2024		7.30	7.80	202	16	109	10	292	27	19.0	0.9	2.4	1.0	2.9	0.7					Half stream of plant is Under Rehabilitation		
12		30MGD Phase-III NSTPC Pillar	ASP	DRA Infracom Pvt.Ltd.	-	UV (Not Started)	50	30	250	50	5	-	22.12.2024		7.00	7.60	172	18	83	12	243	26	22.0	0.6	2.1	1.9	2.6	1.3							
13		70MGD NSTPC Pillar	ASP	L&T Construction and PASSAVANT (JV)	-	Chlorination	10	10	50	5	2	230	22.12.2024		7.30	7.70	426	11	214	06	560	24	40.0	0.5	3.4	1.5	3.7	0.4					Poly dosing		
14		10MGD STP Narela	ASP	DRA Infracom Pvt. Ltd.	-	UV (Not Started)	50	30	250	50	5	-	18.12.2024	-	7.40	7.70	174	19	75	09	290	37	30.0	0.6	3.3	0.8	6.6	1.3							
15	Nilothi	40MGD Ph-I STP Nilothi	ASP	SUBHASH INFRA PVT. LTD	-	-	50	30	250	50	5	-	21.12.2024		7.54	7.89	222	11	160	14	442	-	32.0	24.0	3.5	2.2	1	Nil					under rehabilitation state and running with 50% capacity.	Pratibha SPS, Bakkarwala SPS, Sayyad nangloi SPS	
16		20MGD Ph-II STP Nilothi	ASP	VEOLIA INDIA	Disc Filter	Chlorination	10	10	50	5	2	230	21.12.2024		7.60	7.70	242	7	150	6	469	-	32.0	20.0	3.2	1.8	0.96	Nil						DDA SPS,IET New SPS, Sayyad nangloi SPS	
17	Okhla	12 MGD STP Okhla	ASP	DJB			50	30	250	50	5	-	-	-	-	-	-	-	-	-	-	-	-	-	-	-	-	-	-	-	-	-	Plant not in operation	Kilokri, Ring Road, Andrew Ganj, Pragati Vihar, Sarita Vihar, Tuglakabad, Batla House, Jasola Vihar, East of Kailash, Sukhdev Vihar, Okhla Vihar, Modi Mill – 1, Sarita Vihar A- Block, Okhla Vihar, Tahkhand SPS, Tigri SPS	Kilokri, Ring Road, Andrew Ganj, Pragati Vihar, Sarita Vihar, Tuglakabad, Batla House, Jasola Vihar, East of Kailash, Sukhdev Vihar, Modi Mill – 1, Modi Mill – 1, Sarita Vihar A- Block, Okhla Vihar, Tahkhand SPS, Tigri SPS
18		45 MGD STP Okhla	ASP	DJB	-	-	50	30	250	50	5	-	-	-	-	-	-	-	-	-	-	-	-	-	-	-	-	-	-	-	-	-	Plant not in operation		
19		37 MGD STP Okhla	ASP	DJB	-	-	50	30	250	50	5	-	-	-	-	-	-	-	-	-	-	-	-	-	-	-	-	-	-	-	-	-	Plant not in operation		
20		16 MGD STP Okhla	ASP	DJB	-	-	50	30	250	50	5	-	18.12.2024	-	7.50	7.30	296	10	210	5	-	-	40.0	1.6	2.4	1.8							PAC Dosing		
21		New 30 MGD STP Okhla	ASP	SUEZ India Pvt. Ltd.	-	-	10	10	50	5	2	-	18.12.2024	-	7.10	7.50	324	10	230	5	-	-	36.0	0.0	2.0	1.8									
22		5 MGD STP Mehrauli	Extended Aeration	DJB	-	-	50	30	250	50	5	-	11.10.2024	-	7.30	7.60	490	44	260	28	690	110	21.0	23.6	1.9	1.1	2.8	1.2	24x10^18	24x10^10					
23		0.68MGD STP Molarband	Fluidized Aerobic Bed	DJB	-	-	30	20	250	50	5	-	15.08.2024	-	7.20	7.40	556	19	320	11	770	45	43.0	34.0	2.1	1.2	6.8	0.4	24x10^18	93					
24		5 MGD STP Ghitorini	ASP	DJB	-	-	30	20	250	50	5	-	17.10.2024	-	7.60	7.30	284	19	260	10	519	46	20.0	0.3	2.5	1.1	2.4	0.4							
25		2.2 MGD STP Vasant Kunj(Old)	Extended Aeration	DJB	-	-	50	30	250	50	5	-	11.10.2024	-	7.40	7.60	408	25	230	10.8	698	62	71.0	1.2	1.8	1.0	2.4	0.8	24x10^18	11x10^8					
26		3MGD STP Vasant Kunj(New)	Extended Aeration	DJB	-	-	30	20	250	50	5	-	11.10.2024	-	7.30	7.30	370	20	265	12	633	53	89.0	4.6	2.3	0.5	2	0.4	24x10^18						
27		2.2 MGD STP Delhi Gate-I	Biofor and dansadeg	Degramoent	-	-	15	10	50	5	2	-	17.10.2024	-	7.20	7.40	240	8	225	10.3	472	39	42.0	3.0	2.2	0.5	2.4	0	24x10^18	24x10^6					
28		15 MGD STP delhi Gate-II	Biofor and dansadeg	Degramoent	-	Chlorination	10	10	50	5	2	230	17.10.2024	-	7.50	7.60	268	6	300	6	394	30	38.0	2.0	1.7	0.0	2	0	24x10^18	2400					
29		2.2 MGD STP S.H.N	Biofor and dansadeg	Degramoent	-	-	15	10	50	5	2	-	17.10.2024	-	7.30	7.20	284	7	219	6.3	520	54	44.0	4.0	2.6	0.0	2.8	0	24x10^18	35x10^5					
30	Pappankalan	20MGD Ph-I STP Pappankalan	ASP	SUBHASH INFRA PVT. LTD	-	-	50	30	250	50	5	-	22.12.2024		7.52	7.50	284	37	180	13	425	85	35.0	0.3	2.5	2.0	2.3	0					Plant is under Rehabilitation	Dwarka Sector-7, Dwarka Sector 11, Dwarka Sector 16, Dwarka Sector 24,	Palam, Dwarka, Matiala, Mahavir enclave, Dhoolsiaries, Bamdoli
31		20MGD Ph-II STP Pappankalan	ASP	VA-TECH WABAG LTD.	Media Filtration	Chlorination	10	10	50	5	2	230	22.12.2024		7.52	7.35	284	15	180	5	425	32	35.0	1.2	2.5	2.9	2.3	0							
32		5MGD STP Najafgarh	ASP	Ayaappa Pvt.Ltd.	-	-	50	30	250	50	5	-	18.12.2024	-	7.31	7.34	443	3	277	2	683	44	31.0	0.3	4.0	3.0	1.5	Nil					Plant Under Rehabilitation	25MGD Najafgarh SPS	Najafgarh, Nangli Sakravati, roshanpura
33	Rithala	40MGD Ph-I STP Rithala	ASP	Ms WA TECH BABAG LTD.	Disc Filter	UV	10	10	50	5	2	100	22.12.2024	37.1	7.48	7.57	360	9	190	8	473	35	30.0	5.0	3.8	0.8	3.2	0.8	_	_	_	-	Plant Under trial run		
34		40MGD Ph-II STP Rithala	ASP	SUEZ India Pvt. Ltd.	Disc Filter	UV	10	10	50	5	2	230	22.12.2024	36.22	7.47	7.59	352	8	188	7	466	34	29.0	6.0	4.1	0.6	2.8	0.4	_	_	_	-			
35	Rohini Sec-25	15MGD STP Sec-25 Rohini	ASP	Ms Dinesh Chandra Rohini project pvt. Ltd.	-	-	50	30	250	50	5	-	22.12.2024	9.15	7.20	7.26	472	12	231	8	584	32	33.0	0.1	4.0	2.0	-	-	-	-	-	-			
36	Yamuna Vihar	10MGD Phase-I Yamuna Vihar	ASP	DJB	-	-	50	30	250	50	5	-	22.12.2024	9.95	7.30	7.50	328	24	182	16	570	48	36.0	21.0	4.0	1.2	5	2	21x10^12	12x10^6	27x10^11	9x10^5		Ghonda-I SPS, Ghonda – II SPS Zafrabad SPS, Brahampuri SPS Yamuna Vihar SPS, Ghonda-I SPS Ghonda – II SPS, Zafrabad SPS Brahampuri SPS, Yamuna Vihar SPS	Ghonda,Gamri,Gamri Village, Brahampuri, Ghonda and its adjoining area, Zafrabad and its adjoining area, Gautampuri,Brahampuri and its adjoining area,Kardampuri, Yamuna Vihar and its adjoining area Ghonda,Gamri Village,Brahampuri, Ghonda and its adjoining area, Zafrabad and its adjoining area, Gautampuri,Brahampuri and its adjoining area, Kardampuri, Yamuna Vihar and its adjoining area,Ghonda,Gamri,Gamri Village, Brahampuri, Ghonda and its adjoining area, Ram Nagar, Bhukkana and its adjoining area,Yamuna Vihar
37		10MGD Phase-II Yamuna Vihar	ASP(IFAS)	M/s SIPL-RKC JV	Disc Filter	UV	10	10	50	5	2	230	22.12.2024	14.22	7.30	7.60	268	10	133	05	488	20	32.0	13.0	3.6	0.9	4.4	1.6	15x10^12	75	12x10^6	53			
38		25 MGD Phase-III Yamuna Vihar	ASP	M/s Joly & joly	-	-	30	20	250	50	5	-	22.12.2024	27.49	7.20	7.50	412	25	232	17	710	52	40.0	25.0	4.5	1.9	6.2	3	29x10^14	21x10^7	21x10^13	16x10^6			

	Plant not meeting standard as per palnt parameter	BDL: Below detection limit
	Plant not meeting standard as per DPCC norms	ND: Not Detectable

Operational plant	38	Plant under DJB (O&M)	10
Plant Under rehabilitation	4	Plant under Pvt. (O&M)	28
Plant out of order	3	Plant out of order	3
Outlet Sample collected	35	Outlet Sample collected	35
Plant Under Unfit (As per design	11	Plant Under Unfit (As per DPCC)	26
Plant Under fit	24	Plant Under fit	9
%Unfit	31	%Unfit	74
%fit	69	%fit	26

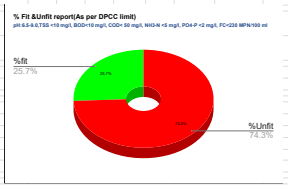

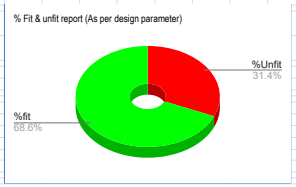

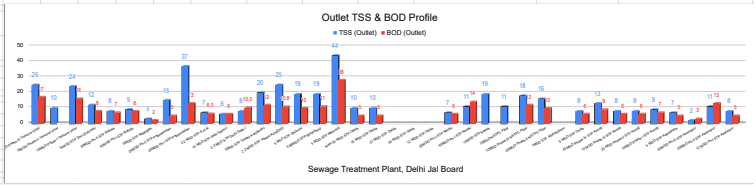

DELHI JAL BOARD

DAILY ANALYSIS REPORT OF ALL SEWAGE TREATMENT PLANT

DATE OF ANALYSIS : 23.12.2024

S.No.	Lab	Plant	Technology	Operator	Tertiary System	Disinfectent Type	Design Parameter(mg/l) TSS	BOD	COD	Ammonical-N	Phosphate-P	Outlet MPN (F.Coli) 100ml	Date of Analysis	Average Daily Flow (MGD)	pH (inlet)	pH (oulet)	TSS (inlet)	TSS (outlet)	BOD (inlet)	BOD (outlet)	COD (inlet)	COD (outlet)	Ammonical nitrogen (inlet)	Ammonical nitrogen (Outlet)	Ortho phosphate (inlet)	Ortho phosphate (outlet)	Sulphide (Inlet)	Sulphide (Outlet)	Inlet MPN (T.Coli) 100ml	Outlet MPN (T.Coli) 100ml	Inlet MPN (F.Coli) 100ml	Outlet MPN (F.Coli) 100ml	Remarks	Feed SPS	Command Area
															-	-	mg/l	mg/l	mg/l	mg/l	mg/l	mg/l	mg/l	mg/l	mg/l	mg/l	mg/l	mg/l							
1	Keshopur	12 MGD Ph-I STP Keshopur	ASP	VA-TECH WABAG LTD.	-	Chlorination	30	20	250	50	5	-	23.12.2024	-	7.36	7.46	203	10	182	8	383	26	26	0.5	3.0	4.0	2.1	Nil						Ujtam Nagar SPS Powergroyal SPS Keshopur ISP	Wst Delhi, Patel Nagar, Moti Nagar, Rajouri Gracden, Tilak Nagar, Punjabi Bagh, Delhi Cantt, Janakpuri, Paschim Vihar, Uttam Nagar
2		20MGD Ph-II STP Keshopur	ASP	Ayaappa Pvt.Ltd	-	-	30	20	250	50	5	-	23.12.2024	-	7.41	7.37	421	12	260	25	580	34	28.5	2.5	3.5	2.5	2	Nil					Plant is under rehabilitation and running with 50% capacity.		
3		40MGD Ph-III STP Keshopur	ASP	Ayaappa Pvt.Ltd	-	-	30	20	250	50	5	-	23.12.2024	-	7.40	7.36	451	5	295	4	649	17	21	1.7	3.8	4.0	3.3	Nil	24x10^9	24x10^3	24x10^7	21x10^3	under rehabilitation state and running with 50% capacity.		
4		5 MGD STP Kapashera	SBR	TRIVENI	-	UV	10	10	50	5	2	230	18.12.2024	--	7.07	7.43	1540	7	670	5	2380	62	16.5	0.5	4.5	3.0	8.5	Nil						Rajokari SPS, Rankpuri SPS, Kapashera SPS, Dundahera SPS	
5	Kondli	10MGD Phase-I STP Kondli	ASP	Triveni Pvt. Ltd	RGF	Chlorination	10	10	50	5	2	230	23.12.2024	10	7.00	7.50	288	10	132	7	390	18	30.0	2.0	3.2	1.2	5.2	Nil	24×10^17	75				Preet Vihar, Jagriti Enclave, Geeta Colony, Mandawali, Kalyanpuri, Ganesh Nagar, Balmiki Colony Vishwas Nagar, Sunjeet Vihar, Anand Vihar, Vivek Vihar, Jhilmil Colony, Shakarpur, Pandav Nagar, Kondli Gharoli, Jagjit Enclave,Geeta Colony,area,Indraparastha Eum, Societies, Mandawali, Pandav Nagar, South Ganesh Nagar, Chander Vihar, Hasan Pur Depot village/excluding, Railway Colony,Acharya Niketan, Pandav nagar, Mayur Vihar Ph-I & II, Trilok puri, Khichripur, Kalyanpuri, Kalyanpuri, Shashi Garden, Mandawali SPS, Patparganj, Homestigun, Dallupura Village, Khichripur Village, Ghonda Village, Ghonda Village, Ghazali Dairy,mayur Vihar Ph-III, Sagara Basti, Papel Market, etc.	Geeta Colony SPS,Preet Vihar,Laxmi Nagar, Nirman Vihar,
6		25 MGD Phase-II STP Kondli	ASP	Triveni Pvt. Ltd	RGF	Chlorination	10	10	50	5	2	230	23.12.2024	25	7.00	7.60	288	7	132	5	390	12	30.0	1.5	3.2	1.8	5.2	Nil	24×10^17	28×10^2					
7		10 MGD Phase-III STP Kondli	ASP	Triveni Pvt. Ltd	RGF	Chlorination	10	10	50	5	2	230	23.12.2024	10	7.00	7.60	288	7	132	5	390	12	30.0	1.5	3.2	1.8	5.2	Nil	24×10^17	28×10^2			-		
8		45 MGD Phase-IV STP Kondli	ASP(IFAS)	Ayaappa Pvt.Ltd	Disc Filter	UV	10	10	50	5	2	230	23.12.2024	45	7.10	7.50	302	9	137	6	440	15	32.0	6.0	3.5	1.2	6	0.6	24×10^17	43×10^3					
9		9 MGD STP Chilla	Combitreat-ISBR	HNB Engineers		Chlorination	10	10	50	5	2	230	07.10.2024	9	6.80	7.30	354	8	138	6	424	14	35.0	0.6	3.8	1.5	6.8	Nil						Ghazipur drain	
10		1MGD STP Akshardham	MBR	M/s Toshiba Water Solution Pvt. Ltd.	Membrane Filtration	Chlorination	1	2	50	5	2	230	16.09.2024	1	6.90	7.60	310	BDL	140	BDL	390	6	32.0	Nil	2.5	Nil	6.4	Nil	11×10^17	150				Akshardham SPS	Sports Complex
11	N.S.T.P.C.Pillar	20MGD Phase-II NSTPC Pillar	ASP	DRA Infracom Pvt.Ltd.	-	UV (Not Started)	50	30	250	50	5	-	23.12.2024	-	7.20	7.50	248	14	116	08	425	27	18.0	0.4	2.8	1.5	2.5	1.2					Half stream of plant is Under Rehabilitation		
12		40MGD Phase-III NSTPC Pillar	ASP	DRA Infracom Pvt.Ltd.	-	UV (Not Started)	50	30	250	50	5	-	23.12.2024	-	7.20	7.40	176	17	94	10	301	16	22.0	0.7	2.0	2.5	2	0.7							
13		70MGD NSTPC Pillar	ASP	L&T Construction and PASSAVANT (JV)	-	Chlorination	10	10	50	5	2	230	23.12.2024	-	7.30	7.50	368	18	208	11	839	25	32.0	0.6	5.2	2.3	2.9	0.3					Poly dosing		
14		10MGD STP Narela	ASP	DRA Infracom Pvt. Ltd.	-	UV (Not Started)	50	30	250	50	5	-	23.12.2024	-	7.40	7.50	192	23	104	15	300	37	42.0	0.7	3.5	3.7	6.7	0.5							
15	Nilothi	40MGD Ph-I STP Nilothi	ASP	SUBHASH INFRA PVT. LTD	-	-	50	30	250	50	5	-	23.12.2024	-	7.60	7.90	332	14	198	14	645	-	32.0	24.0	3.5	2.2	1.2	Nil					under rehabilitation state and running with 50% capacity.	Pratibha SPS, Bakkarwala SPS, Sayyad nangloi SPS	
16		20MGD Ph-II STP Nilothi	ASP	VEOLIA INDIA	Disc Filter	Chlorination	10	10	50	5	2	230	23.12.2024	-	7.80	7.70	286	5	183	4	484	-	32.0	20.0	3.2	2.5	1.1	Nil						DDA SPS,IGT New SPS, Sayyad nangloi SPS	
17	Okhla	12 MGD STP Okhla	ASP	DJB			50	30	250	50	5	-	-	-	-	-	-	-	-	-	-	-	-	-	-	-	-	-	-	-	-	-	Plant not in operation	Kilokri, Ring Road, Andrew Ganj, Pragati Vihar, Sarita Vihar, Tuglakabad, Batla House, Jasola Vihar, East of Kailash, Sukhdev Vihar, Okhla Vihar, Modi Mill – 1, Sarita Vihar A- Block, Okhla Vihar, Tahkhand SPS, Tigri SPS	Kilokri, Ring Road, Andrew Ganj, Pragati Vihar, Sarita Vihar, Tuglakabad, Batla House, Jasola Vihar, East of Kailash, Sukhdev Vihar, Modi Mill – 1, Modi Mill – 1, Sarita Vihar A- Block, Okhla Vihar, Tahkhand SPS, Tigri SPS
18		45 MGD STP Okhla	ASP	DJB	-	-	50	30	250	50	5	-	-	-	-	-	-	-	-	-	-	-	-	-	-	-	-	-	-	-	-	-	Plant not in operation		
19		37 MGD STP Okhla	ASP	DJB	-	-	50	30	250	50	5	-	-	-	-	-	-	-	-	-	-	-	-	-	-	-	-	-	-	-	-	-	Plant not in operation		
20		16 MGD STP Okhla	ASP	DJB	-	-	50	30	250	50	5	-	18.12.2024	-	7.50	7.30	296	10	210	5	-	-	40.0	1.6	2.4	1.8							PAC Dosing		
21		New 30 MGD STP Okhla	ASP	SUEZ India Pvt. Ltd.	-	-	10	10	50	5	2	-	18.12.2024	-	7.10	7.50	324	10	230	5	-	-	36.0	0.0	2.0	1.8									
22		5 MGD STP Mehrauli	Extended Aeration	DJB	-	-	50	30	250	50	5	-	11.10.2024	-	7.30	7.60	490	44	260	28	690	110	21.0	23.6	1.9	1.1	2.8	1.2	24x10^18	24x10^10					
23		0.68MGD STP Molarband	Fluidized Aerobic Bed	DJB	-	-	30	20	250	50	5	-	15.08.2024	-	7.20	7.40	556	19	320	11	770	45	43.0	34.0	2.1	1.2	6.8	0.4	24x10^18	93					
24		5 MGD STP Ghitorini	ASP	DJB	-	-	30	20	250	50	5	-	17.10.2024	-	7.60	7.30	284	19	260	10	519	46	20.0	0.3	2.5	1.1	2.4	0.4							
25		2.2 MGD STP Vasant Kunj(Old)	Extended Aeration	DJB	-	-	50	30	250	50	5	-	11.10.2024	-	7.40	7.60	408	25	230	10.8	698	62	71.0	1.2	1.8	1.0	2.4	0.8	24x10^18	11x10^8					
26		3MGD STP Vasant Kunj(New)	Extended Aeration	DJB	-	-	30	20	250	50	5	-	11.10.2024	-	7.30	7.30	370	20	265	12	633	53	89.0	4.6	2.3	0.5	2	0.4	24x10^18						
27		2.2 MGD STP Delhi Gate-I	Biofor and dansadeg	Degramoent	-	-	15	10	50	5	2	-	17.10.2024	-	7.20	7.40	240	8	225	10.3	472	39	42.0	3.0	2.2	0.5	2.4	0	24x10^18	24x10^6					
28		15 MGD STP delhi Gate-II	Biofor and dansadeg	Degramoent	-	Chlorination	10	10	50	5	2	230	17.10.2024	-	7.50	7.60	268	6	300	6	394	30	38.0	2.0	1.7	0.0	2	0	24x10^18	2400					
29		2.2 MGD STP S.H.N	Biofor and dansadeg	Degramoent	-	-	15	10	50	5	2	-	17.10.2024	-	7.30	7.20	284	7	219	6.3	520	54	44.0	4.0	2.6	0.0	2.8	0	24x10^18	35x10^5					
30	Pappankalan	20MGD Ph-I STP Pappankalan	ASP	SUBHASH INFRA PVT. LTD	-	-	50	30	250	50	5	-	23.12.2024	-	7.64	7.74	350	28	-	-	653	62	30.0	0.8	2.8	2.0	2.6	0					Plant is under Rehabilitation	Dwarka Sector-7, Dwarka Sector 11, Dwarka Sector 16, Dwarka Sector 24,	Palam, Dwarka, Matiala, Mahavir enclave, Dhoolsiaries, Bamnoli
31		20MGD Ph-II STP Pappankalan	ASP	VA-TECH WABAG LTD.	Media Filtration	Chlorination	10	10	50	5	2	230	23.12.2024	-	7.64	7.50	350	13	-	-	653	31	30.0	1.2	2.8	2.5	2.6	0							
32		5MGD STP Najafgarh	ASP	Ayaappa Pvt.Ltd.	-	-	50	30	250	50	5	-	18.12.2024	--	7.31	7.34	443	3	277	2	683	44	31.0	0.3	4.0	3.0	1.5	Nil					Plant Under Rehabilitation	25MGD Najafgarh SPS	Najafgarh, Nangli Sakravati, roshanpura
33	Rithala	40MGD Ph-I STP Rithala	ASP	Ms WA TECH BABAG LTD.	Disc Filter	UV	10	10	50	5	2	100	23.12.2024	32.54	7.49	7.62	368	10	188	9	460	36	37.0	2.0	3.9	0.9	2.4	1.2	-	-	-	-	Plant Under trial run		
34		40MGD Ph-II STP Rithala	ASP	SUEZ India Pvt. Ltd.	Disc Filter	UV	10	10	50	5	2	230	23.12.2024	35.59	7.51	7.63	284	9	158	8	388	33	30.0	7.0	3.8	0.8	2.8	0.8	-	-	-	-			
35	Rohini Sec-25	15MGD STP Sec-25 Rohini	ASP	Ms Dinesh Chandra Rohini project pvt. Ltd.	-	-	50	30	250	50	5	-	23.12.2024	8.51	7.23	7.26	380	14	201	9	496	40	28.0	2.0	4.0	2.5	-	-	-	-	24x10^7+	2400+			
36	Yamuna Vihar	10MGD Phase-I Yamuna Vihar	ASP	DJB	-	-	50	30	250	50	5	-	23.12.2024	9.91	7.20	7.50	264	20	153	13	422	42	30.0	18.0	3.2	0.8	4.8	1.8	29x10^12	12x10^6	11x10^11	9x10^5		Ghonda-I SPS, Ghonda – II SPS Zafrabad SPS, Brahampuri SPS Yamuna Vihar SPS, Ghonda-I SPS Ghonda – II SPS, Zafrabad SPS Brahampuri SPS, Yamuna Vihar SPS	Ghonda,Gamri Village, Brahampuri, Ghonda and its adjoining area. Zafrabad and its adjoining area, Gautampuri,Brahampuri and its adjoining area,Kardampuri, Yamuna Vihar and its adjoining area Ghonda,Gamri Village,Brahampuri, Ghonda and its adjoining area. Zafrabad and its adjoining area, Gautampuri,Brahampuri and its adjoining area, Kardampuri, Yamuna Vihar and its adjoining area.Ghonda,Gamri Village, Brahampuri, Ghonda and its adjoining area, Ram Nagar, Bhukkara and its adjoining area,Yamuna Vihar
37		10MGD Phase-II Yamuna Vihar	ASP(IFAS)	M/s SIPL-RKC JV	Disc Filter	UV	10	10	50	5	2	230	23.12.2024	14.04	7.30	7.50	360	10	246	05	562	22	34.0	15.0	3.4	0.4	4.2	1.2	15x10^12	120	14x10^11	54			
38		25 MGD Phase-III Yamuna Vihar	ASP	M/s Joly & joly	-	-	30	20	250	50	5	-	23.12.2024	28.11	7.50	7.60	416	24	275	16	698	50	48.0	32.0	4.2	2.0	6.2	3.2	11x10^5	21x10^7	19x10^13	16x10^6			

	Plant not meeting standard as per palnt parameter	BDL: Below detection limit	
	Plant not meeting standard as per DPCC norms	ND: Not Detectable	
Operational plant	38	Plant under DJB (O&M)	10
Plant Under rehabilitation	4	Plant under Pvt. (O&M)	28
Plant out of order	3	Plant out of order	3
Outlet Sample collected	35	Outlet Sample collected	35
Plant Under Unfit (As per design	11	Plant Under Unfit (As per DPCC)	27
Plant Under fit	24	Plant Under fit	8
%Unfit	31	%Unfit	77
%fit	69	%fit	23

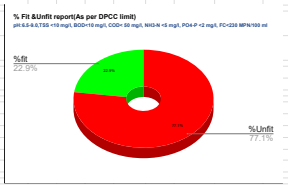

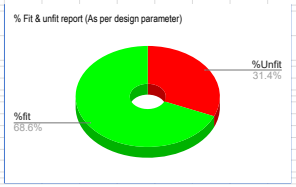

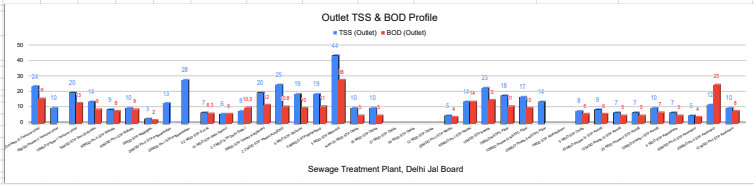

DELHI JAL BOARD

DAILY ANALYSIS REPORT OF ALL SEWAGE TREATMENT PLANT

DATE OF ANALYSIS : 24.12.2024

S.No.	Lab	Plant	Technology	Operator	Tertiary System	Disinfectent Type	Design Parameter(mg/l) TSS	BOD	COD	Ammonical-N	Phosphate-P	Outlet MPN (F.Coli) 100ml	Date of Analysis	Average Daily Flow (MGD)	pH (inlet) -	pH (oulet) -	TSS (inlet) mg/l	TSS (outlet) mg/l	BOD (inlet) mg/l	BOD (outlet) mg/l	COD (inlet) mg/l	COD (outlet) mg/l	Ammonical nitrogen (inlet) mg/l	Ammonical nitrogen (Outlet) mg/l	Ortho phosphate (inlet) mg/l	Ortho phosphate (outlet) mg/l	Sulphide (Inlet) mg/l	Sulphide (Outlet) mg/l	Inlet MPN (T.Coli) 100ml	Outlet MPN (T.Coli) 100ml	Inlet MPN (F.Coli) 100ml	Outlet MPN (F.Coli) 100ml	Remarks	Feed SPS	Command Area
1	Keshopur	12 MGD Ph-I STP Keshopur	ASP	VA-TECH WABAG LTD.	-	Chlorination	30	20	250	50	5	-	24.12.2024		7.29	7.36	170	9	165	2	333	19	24.5	0.4	4.0	2.1	1.8	Nil	24×10^7	2400	24×10^6	1100		Uttam Nagar SPS Pooseingiyur SPS Keshopur ISP	Wst Delhi, Patel Nagar, Moti Nagar, Rajouri Graden, Tilak Nagar, Punjabi Bagh, Delhi Cantt, Janakpuri, Paschim Vihar, Uttam Nagar
2		20MGD Ph-II STP Keshopur	ASP	Ayaappa Pvt.Ltd	-	-	30	20	250	50	5	-	24.12.2024		7.40	7.42	369	13	247	29	616	41	26.0	2.6	2.5	2.5	1.5	Nil					Plant is under rehabilitation and running with 50% capacity.		
3		40MGD Ph-III STP Keshopur	ASP	Ayaappa Pvt.Ltd	-	-	30	20	250	50	5	-	24.12.2024		7.42	7.29	330	5	250	3	606	28	16	0.3	3.2	2.8	3.1	Nil					under rehabilitation state and running with 50% capacity.		
4		5 MGD STP Kapashera	SBR	TRIVENI	-	UV	10	10	50	5	2	230	24.12.2024		7.34	7.35	691	16	390	6	720	42	53	1.2	4.2	1.8	0.5	Nil						Rajokari SPS, Rankpuri SPS, Kapashera SPS, Dundahera SPS	
5	Kondli	10MGD Phase-I STP Kondli	ASP	Triveni Pvt. Ltd	RGF	Chlorination	10	10	50	5	2	230	24.12.2024	10	7.10	7.50	294	9	137	6	454	16	35.0	1.6	3.5	0.8	6.4	Nil	24×10^17	93				Preet Vihar, Jagriti Enclave, Geeta Colony, Mandawali, Kalyanpuri, New Kalyanpuri, Dallupura , Gharoli	Geeta Colony SPS,Preet Vihar,Laxmi Nagar, Nirman Vihar, Dhakar pur, Sweetha Vihar, Jagat puri, anuvrat Nagar,Mandawali, Ashok Vihar, Vinod Nagar,Vishwas Nagar, Surajmal Vihar, Anand Vihar, Vivek Vihar, ,Bhlmi Colony, Dilshad Garden, SeemaPuri, Mansarovar Park, Jagriti Enclave,Geeta Colony area,Indraprastha Eun. Societies, Mandawali, Pandav Nagar, South Ganesh Nagar, Chander Vihar, Hasan Pur Depot villagehoiocity, Railway colony,Acharya Niketan, Pandav nagar, Mayur Vihar Ph-I & Ph-II, Ashok Vihar, Vinod Nagar, Vishwas Nagar, Laxmi Nagar, Garden, Mandawali SPS, Patparganj, Hirmmatpur, Dallupura Village, Varundhara Enclave,Kondli Village, Gharoli Village, Gharoli Dairy, mayur Vihar Ph-III, Sapera Basti, Pepar Market, etc.
6		25 MGD Phase-II STP Kondli	ASP	Triveni Pvt. Ltd	RGF	Chlorination	10	10	50	5	2	230	24.12.2024	25	7.10	7.40	294	8	137	6	454	14	35.0	1.2	3.5	1.4	6.4	Nil	24×10^17	15×10^3					
7		10 MGD Phase-III STP Kondli	ASP	Triveni Pvt. Ltd	RGF	Chlorination	10	10	50	5	2	230	24.12.2024	10	7.10	7.40	294	8	137	6	454	14	35.0	1.2	3.5	1.4	6.4	Nil	24×10^17	75×10^3			-		
8		45 MGD Phase-IV STP Kondli	ASP(IFAS)	Ayaappa Pvt.Ltd	Disc Filter	UV	10	10	50	5	2	230	24.12.2024	45	7.10	7.50	306	9	140	5	460	18	35.0	6.0	3.8	1.2	5.8	0.6	24×10^17	75×10^3					
9		9 MGD STP Chilla	Combitreat-ISBR	HNB Engineers		Chlorination	10	10	50	5	2	230	07.10.2024	9	6.80	7.30	354	8	138	6	424	14	35.0	0.6	3.8	1.5	6.8	Nil						Ghazipur drain	
10		1MGD STP Akshardham	MBR	M/s Toshiba Water Solution Pvt. Ltd.	Membrane Filtration	Chlorination	1	2	50	5	2	230	16.09.2024	1	6.90	7.60	310	BDL	140	BDL	390	6	32.0	Nil	2.5	Nil	6.4	Nil	11×10^17	150				Akshardham SPS	Sports Complex
11	N.S.T.P.C.Pillar	20MGD Phase-II NSTPC Pillar	ASP	DRA Infracom Pvt.Ltd.	-	UV (Not Started)	50	30	250	50	5	-	24.12.2024	4	7.20	7.40	236	18	145	12	412	27	22.0	0.3	1.5	1.8	3.3	bdl					Half stream of plant is Under Rehabilitation		
12		10MGD Phase-III NSTPC Pillar	ASP	DRA Infracom Pvt.Ltd.	-	UV (Not Started)	50	30	250	50	5	-	24.12.2024	2.5	7.30	7.50	250	21	158	14	440	37	20.0	0.5	1.9	2.2	2.9	0.4							
13		70MGD NSTPC Pillar	ASP	L&T Construction and PASSAVANT (JV)	-	Chlorination	10	10	50	5	2	230	24.12.2024	26.4	7.30	7.60	314	8	218	4	532	14	34.0	0.4	4.4	2.8	3.7	bdl					Poly dosing		
14		10MGD STP Narela	ASP	DRA Infracom Pvt. Ltd.	-	UV (Not Started)	50	30	250	50	5	-	23.12.2024	-	7.40	7.50	192	23	104	15	300	37	42.0	0.7	3.5	3.7	6.7	0.5							
15	Nilothi	40MGD Ph-I STP Nilothi	ASP	SUBHASH INFRA PVT. LTD	-	-	50	30	250	50	5	-	24.12.2024		7.40	8.00	336	18	183	11	552	-	32.0	20.0	3.5	4.0	1.3	Nil					under rehabilitation state and running with 50% capacity.	Pratibha SPS, Bakkarwala SPS, Sayyad nangloi SPS	
16		20MGD Ph-II STP Nilothi	ASP	VEOLIA INDIA	Disc Filter	Chlorination	10	10	50	5	2	230	24.12.2024		7.46	7.70	322	5	148	5	560	-	28.0	16.0	3.2	1.5	1.2	Nil						DDA SPS,IST New SPS, Sayyad nangloi SPS	
17	Okhla	12 MGD STP Okhla	ASP	DJB	-	-	50	30	250	50	5	-	-	-	-	-	-	-	-	-	-	-	-	-	-	-	-	-	-	-	-	-	Plant not in operation	Kilokri, Ring Road, Andrewe Ganj, Pragati Vihar, Sarita Vihar, Tughlakabad, Balla House, Jasola Vihar, East of Kailash, Sukhdev Vihar, Modi Mill – 1, Modi Mill – 1, Sarita Vihar A- Block, Okhla Vihar, Tehkhand SPS, Tigri SPS	Kilokri, Ring Road, Andrewe Ganj, Pragati Vihar, Sarita Vihar, Tughlakabad, Balla House, Jasola Vihar, East of Kailash, Sukhdev Vihar, Modi Mill – 1, Modi Mill – 1, Sarita Vihar A- Block, Okhla Vihar, Tehkhand SPS, Tigri SPS
18		45 MGD STP Okhla	ASP	DJB	-	-	50	30	250	50	5	-	-	-	-	-	-	-	-	-	-	-	-	-	-	-	-	-	-	-	-	-	Plant not in operation		
19		37 MGD STP Okhla	ASP	DJB	-	-	50	30	250	50	5	-	-	-	-	-	-	-	-	-	-	-	-	-	-	-	-	-	-	-	-	-	Plant not in operation		
20		16 MGD STP Okhla	ASP	DJB	-	-	50	30	250	50	5	-	18.12.2024	-	7.50	7.30	296	10	210	5	-	-	40.0	1.6	2.4	1.8							PAC Dosing		
21		New 30 MGD STP Okhla	ASP	SUEZ India Pvt. Ltd.	-	-	10	10	50	5	2	-	18.12.2024	-	7.10	7.50	324	10	230	5	-	-	36.0	0.0	2.0	1.8									
22		8 MGD STP Mehrauli	Extended Aeration	DJB	-	-	50	30	250	50	5	-	11.10.2024	-	7.30	7.60	490	44	260	28	690	110	21.0	23.6	1.9	1.1	2.8	1.2	24×10^18	24×10^10					
23		3.6MGD STP Molarband	Fluidized Aerobic Bed	DJB	-	-	30	20	250	50	5	-	15.08.2024	-	7.20	7.40	556	19	320	11	770	45	43.0	34.0	2.1	1.2	6.8	0.4	24×10^18	93					
24		5 MGD STP Ghitorini	ASP	DJB	-	-	30	20	250	50	5	-	17.10.2024	-	7.60	7.30	284	19	260	10	519	46	20.0	0.3	2.5	1.1	2.4	0.4							
25		2.2 MGD STP Vasant Kunj(Old)	Extended Aeration	DJB	-	-	50	30	250	50	5	-	11.10.2024	-	7.40	7.60	408	25	230	10.8	698	62	71.0	1.2	1.8	1.0	2.4	0.8	24×10^18	11x10^8					
26		3MGD STP Vasant Kunj(New)	Extended Aeration	DJB	-	-	30	20	250	50	5	-	11.10.2024	-	7.30	7.30	370	20	265	12	633	53	89.0	4.6	2.3	0.5	2	0.4	24×10^18						
27		2.2 MGD STP Delhi Gate-I	Biofor and dansadeg	Degramoent	-	-	15	10	50	5	2	-	17.10.2024	-	7.20	7.40	240	8	225	10.3	472	39	42.0	3.0	2.2	0.5	2.4	0	24×10^18	24x10^6					
28		15 MGD STP delhi Gate-II	Biofor and dansadeg	Degramoent	-	Chlorination	10	10	50	5	2	230	17.10.2024	-	7.50	7.60	268	6	300	6	394	30	38.0	2.0	1.7	0.0	2	0	24×10^18	2400					
29		2.2 MGD STP S.H.N	Biofor and dansadeg	Degramoent	-	-	15	10	50	5	2	-	17.10.2024	-	7.30	7.20	284	7	219	6.3	520	54	44.0	4.0	2.6	0.0	2.8	0	24×10^18	35x10^5					
30	Pappankalan	20MGD Ph-I STP Pappankalan	ASP	SUBHASH INFRA PVT. LTD	-	-	50	30	250	50	5	-	24.12.2024		7.41	7.72	306	25	-	-	533	51	22.0	0.1	2.6	2.2	2.1	0					Plant is under Rehabilitation	Dwarka Sector-7, Dwarka Sector 11, Dwarka Sector 10, Dwarka Sector 24,	Palam, Dwarka, Matiala, Mahavir enclave, Dhoolsairas, Bamdoli
31		20MGD Ph-II STP Pappankalan	ASP	VA-TECH WABAG LTD.	Media Filtration	Chlorination	10	10	50	5	2	230	24.12.2024		7.41	7.44	306	11	-	-	533	24	22.0	1.2	2.6	2.0	2.1	0							
32		5MGD STP Najafgarh	ASP	Ayaappa Pvt.Ltd.	-	-	50	30	250	50	5	-	24.12.2024		7.36	7.34	506	7	325	3	692	20	43.0	0.2	3.8	2.0	0.8	Nil					Plant Under Rehabilitation	25MGD Najafgarh SPS	Najafgarh, Nangli Sakravati, roshanpura
33	Rithala	40MGD Ph-I STP Rithala	ASP	Ms WA TECH BABAG LTD.	Disc Filter	UV	10	10	50	5	2	100	24.12.2024	38.22	7.42	7.61	320	11	172	10	434	38	28.0	4.0	3.8	0.8	4.8	0.4	-	-	24 X10^8+	240	Plant Under trial run		
34		40MGD Ph-II STP Rithala	ASP	SUEZ India Pvt. Ltd.	Disc Filter	UV	10	10	50	5	2	230	24.12.2024	37.17	7.46	7.53	300	10	168	9	416	35	25.0	8.0	3.9	0.9	4.4	1.2	-	-	24 x10^8+	64			
35	Rohini Sec-25	15MGD STP Sec-25 Rohini	ASP	Ms Dinesh Chandra Rohini project pvt. Ltd.	-	-	50	30	250	50	5	-	24.12.2024	9.27	7.32	7.35	392	12	203	7	512	32	30.0	0.1	7.0	2.5	-	-	-	-	-	-			
36	Yamuna Vihar	10MGD Phase-I Yamuna Vihar	ASP	DJB	-	-	50	30	250	50	5	-	24.12.2024	9.95	7.20	7.40	344	20	220	14	492	43	30.0	22.0	4.2	1.2	4.7	1.5	21x10^12	15x10^6	35x10^11	12x10^6		Ghonda-I SPS, Ghonda – II SPS, Zafrabad SPS, Brahampuri SPS Yamuna Vihar SPS, Ghondal SPS Ghonda – II SPS, Zafrabad SPS Brahampuri SPS, Yamuna Vihar SPS	Ghonda,Gamri,Gamri Village, Brahampuri, Ghonda and its adjoining area,Karampuri,Brahampuri and its adjoining area,Karampuri, Yamuna Vihar and its adjoining area Ghonda,Gamri,Gamri Village,Brahampuri, Ghonda and its adjoining area, Zafrabad and its adjoining area, Gaurampuri,Brahampuri and its adjoining area, Kaidampuri, Yamuna Vihar and its adjoining area Ghonda,Gamri,Gamri Village, Brahampuri, Ghonda and its adjoining area, Ram Nagar, Shahdara and its adjoining area Yamuna Vihar
37		10MGD Phase-II Yamuna Vihar	ASP(IFAS)	M/s SIPL-RKC JV	Disc Filter	UV	10	10	50	5	2	230	24.12.2024	14.09	7.30	7.50	388	09	245	7	565	29	34.0	16.0	4.0	0.6	4.2	1.2	75x10^12	75	16x10^11	64			
38		25 MGD Phase-III Yamuna Vihar	ASP	M/s Joly & joly	-	-	30	20	250	50	5	-	24.12.2024	28.31	7.30	7.70	512	27	327	18	720	61	38.0	25.0	4.8	1.8	5.8	2.6	24x10^15	12x10^7	21x10^13	11x10^6			

	Plant not meeting standard as per paint parameter	BDL: Below detection limit	
	Plant not meeting standard as per DPCC norms	ND: Not Detectable	

Operational plant	38	Plant under DJB (O&M)	10
Plant Under rehabilitation	4	Plant under Pvt. (O&M)	28

Plant out of order	3	Plant out of order	3
Outlet Sample collected	35	Outlet Sample collected	35
Plant Under Unfit (As per design	13	Plant Under Unfit (As per DPCC)	29
Plant Under fit	22	Plant Under fit	6
%Unfit	37	%Unfit	83
%fit	63	%fit	17

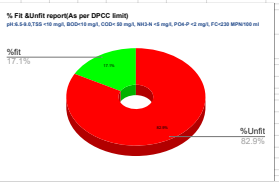

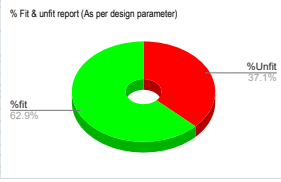

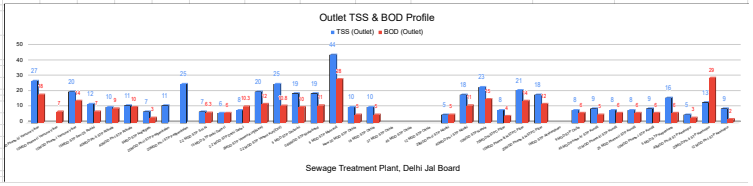

DELHI JAL BOARD

DAILY ANALYSIS REPORT OF ALL SEWAGE TREATMENT PLANT

DATE OF ANALYSIS : 25.12.2024

S.No.	Lab	Plant	Technology	Operator	Tertiary System	Disinfectent Type	Design Parameter(mg/l) TSS	BOD	COD	Ammonical-N	Phosphate-P	Outlet MPN (F.Coli) 100ml	Date of Analysis	Average Daily Flow (MGD)	pH (inlet)	pH (oulet)	TSS (inlet)	TSS (outlet)	BOD (inlet)	BOD (outlet)	COD (inlet)	COD (outlet)	Ammonical nitrogen (inlet)	Ammonical nitrogen (Outlet)	Ortho phosphate (inlet)	Ortho phosphate (outlet)	Sulphide (Inlet)	Sulphide (Outlet)	Inlet MPN (T.Coli) 100ml	Outlet MPN (T.Coli) 100ml	Inlet MPN (F.Coli) 100ml	Outlet MPN (F.Coli) 100ml	Remarks	Feed SPS	Command Area
															-	-	mg/l	mg/l	mg/l	mg/l	mg/l	mg/l	mg/l	mg/l	mg/l	mg/l	mg/l	mg/l							
1	Keshopur	12 MGD Ph-I STP Keshopur	ASP	VA-TECH WABAG LTD.	-	Chlorination	30	20	250	50	5	-	25.12.2024	-	7.29	7.25	169	9	127	3	298	16	17	0.7	2.0	3.5	2.1	Nil						Uttam Nagar SPS Pusa+gurjour SPS Keshopur ISP	Wst Delhi, Patel Nagar, Moti Nagar, Rajouri Graden, Tilak Nagar, Punjabi Bagh, Delhi Cantt, Janakpuri, Paschim Vihar, Uttam Nagar
2		20MGD Ph-II STP Keshopur	ASP	Ayaappa Pvt.Ltd	-	-	30	20	250	50	5	-	25.12.2024	-	7.39	7.34	404	13	225	30	557	42	20.0	4.8	2.8	2.5	2	Nil	24×10^9	24×10^3	24×10^7	2400	Plant is under rehabilitation and running with 50% capacity.		
3		40MGD Ph-III STP Keshopur	ASP	Ayaappa Pvt.Ltd	-	-	30	20	250	50	5	-	25.12.2024	-	7.38	7.38	405	4	242	3	572	23	20	0.7	3.5	2.4	2.5	Nil	24×10^11	24×10^4	24×10^9	11×10^3	under rehabilitation state and running with 50% capacity.		
4		5 MGD STP Kapashera	SBR	TRIVENI	-	UV	10	10	50	5	2	230	24.12.2024	-	7.34	7.35	691	16	390	6	720	42	53	1.2	4.2	1.8	0.5	Nil						Rajokari SPS, Rankpuri SPS, Kapashera SPS, Dundahera SPS	
5	Kondli	10MGD Phase-I STP Kondli	ASP	Triveni Pvt. Ltd	RGF	Chlorination	10	10	50	5	2	230	25.12.2024	10	7.00	7.50	302	8	143	5	440	12	32.0	2.0	3.5	1.2	5.6	Nil	24×10^17	150				Preet Vihar, Jagriti Enclave, Geeta Colony, Mandawali, Kalyanpuri, New Kalyanpuri, Dallupura , Gharoli	Geeta Colony SPS,Preet Vihar,Laxmi Nagar, Nirman Vihar, Dhakar pur, Sweetriya Vihar, Jagat puri, anuvrat Nagar,Mandawali, Preet Vihar, Kondli Gharoli,Vishwas Nagar, Surajmal Vihar, Anand Vihar, Vivek Vihar, ,Bhlsvi Colony, Dilshad Garden, SeemaPuri, Mansarover Park, Jagriti Enclave,Geeta Colony,area,Indraprastha Eun. Societies, Mandawali, Pandav Nagar, South Ganesh Nagar, Chander Vihar, Hasan Pur Depot villagehaiderly, Railway colony,Acharya Niketan, Pandav nagar, Mayur Vihar Ph-I & Ext, Patparganj Industrial Area, Laxmi Nagar, Vivek Vihar, Garden, Mandawali SPS, Patparganj, Hirmmatpur, Dallupura Village, Varundhara Enclave,Kondli Village, Gharoli Village, Gharoli Dairy, mayur Vihar Ph-II, Sapera Basti, Pepar Market, etc.
6		25 MGD Phase-II STP Kondli	ASP	Triveni Pvt. Ltd	RGF	Chlorination	10	10	50	5	2	230	25.12.2024	25	7.00	7.50	302	7	143	4	440	10	32.0	1.2	3.5	1.2	5.6	Nil	24×10^17	28×10^2					
7		10 MGD Phase-III STP Kondli	ASP	Triveni Pvt. Ltd	RGF	Chlorination	10	10	50	5	2	230	25.12.2024	10	7.00	7.50	302	7	143	4	440	10	32.0	1.2	3.5	1.2	5.6	Nil	24×10^17	28×10^2			-		
8		45 MGD Phase-IV STP Kondli	ASP(IFAS)	Ayaappa Pvt.Ltd	Disc Filter	UV	10	10	50	5	2	230	25.12.2024	45	7.10	7.60	294	9	138	7	455	20	35.0	5.0	3.0	1.2	6	0.8	24×10^17	93×10^2					
9		9 MGD STP Chilla	Combitreat-ISBR	HNB Engineers		Chlorination	10	10	50	5	2	230	07.10.2024	9	6.80	7.30	354	8	138	6	424	14	35.0	0.6	3.8	1.5	6.8	Nil						Ghazipur drain	
10		1MGD STP Akshardham	MBR	M/s Toshiba Water Solution Pvt. Ltd.	Membrane Filtration	Chlorination	1	2	50	5	2	230	16.09.2024	1	6.90	7.60	310	BDL	140	BDL	390	6	32.0	Nil	2.5	Nil	6.4	Nil	11×10^17	150				Akshardham SPS	Sports Complex
11	N.S.T.P.C.Pillar	20MGD Phase-II NSTPC Pillar	ASP	DRA Infracom Pvt.Ltd.	-	UV (Not Started)	50	30	250	50	5	-	25.12.2024	4	7.20	7.40	262	19	184	09	482	27	20.0	0.9	2.2	1.6	3.5	0.5					Half stream of plant is Under Rehabilitation		
12		10MGD Phase-III NSTPC Pillar	ASP	DRA Infracom Pvt.Ltd.	-	UV (Not Started)	50	30	250	50	5	-	25.12.2024	2.5	7.30	7.50	166	22	121	14	320	19	22.0	1.2	1.7	2.0	1.3	0.6							
13		70MGD NSTPC Pillar	ASP	L&T Construction and PASSAVANT (JV)	-	Chlorination	10	10	50	5	2	230	25.12.2024	28.5	7.20	7.60	444	15	223	09	777	24	33.0	0.4	3.5	1.6	1.8	1.3					Poly dosing		
14		10MGD STP Narela	ASP	DRA Infracom Pvt. Ltd.	-	UV (Not Started)	50	30	250	50	5	-	25.12.2024	9.8	7.30	7.50	174	20	104	10	251	53	38.0	1.7	3.5	4.0	3.5	0.6							
15	Nilothi	40MGD Ph-I STP Nilothi	ASP	SUBHASH INFRA PVT. LTD	-	-	50	30	250	50	5	-	25.12.2024	-	7.40	7.80	212	16	197	18	493	-	28.0	24.0	3.8	3.0	1.4	Nil					under rehabilitation state and running with 50% capacity.	Pratibha SPS, Bakkarwala SPS, Sayyad nangloi SPS	
16		20MGD Ph-II STP Nilothi	ASP	VEOLIA INDIA	Disc Filter	Chlorination	10	10	50	5	2	230	25.12.2024	-	7.50	7.70	294	5	155	5	523	-	32.0	20.0	3.4	2.2	1.2	Nil						DDA SPS,IST New SPS, Sayyad nangloi SPS	
17	Okhla	12 MGD STP Okhla	ASP	DJB	-	-	50	30	250	50	5	-	-	-	-	-	-	-	-	-	-	-	-	-	-	-	-	-	-	-	-	-	Plant not in operation	Kilokri, Ring Road, Andrewe Ganj, Pragati Vihar, Sarita Vihar, Tuglakabad, Batla House, Jasola Vihar, East of Kailash, Sukhdev Vihar, Modi Mill – 1, Modi Mill – 1, Sarita Vihar A- Block, Okhla Vihar, Tehkhand SPS, Tigri SPS	Kilokri, Ring Road, Andrewe Ganj, Pragati Vihar, Sarita Vihar, Tuglakabad, Batla House, Jasola Vihar, East of Kailash, Sukhdev Vihar, Modi Mill – 1, Modi Mill – 1, Sarita Vihar A- Block, Okhla Vihar, Tehkhand SPS, Tigri SPS
18		45 MGD STP Okhla	ASP	DJB	-	-	50	30	250	50	5	-	-	-	-	-	-	-	-	-	-	-	-	-	-	-	-	-	-	-	-	-	Plant not in operation		
19		37 MGD STP Okhla	ASP	DJB	-	-	50	30	250	50	5	-	-	-	-	-	-	-	-	-	-	-	-	-	-	-	-	-	-	-	-	-	Plant not in operation		
20		16 MGD STP Okhla	ASP	DJB	-	-	50	30	250	50	5	-	18.12.2024	-	7.50	7.30	296	10	210	5	-	-	40.0	1.6	2.4	1.8							PAC Dosing		
21		New 30 MGD STP Okhla	ASP	SUEZ India Pvt. Ltd.	-	-	10	10	50	5	2	-	18.12.2024	-	7.10	7.50	324	10	230	5	-	-	36.0	0.0	2.0	1.8									
22		8 MGD STP Mehrauli	Extended Aeration	DJB	-	-	50	30	250	50	5	-	11.10.2024	-	7.30	7.60	490	44	260	28	690	110	21.0	23.6	1.9	1.1	2.8	1.2	24×10^18	24×10^10					
23		3.6MGD STP Molarband	Fluidized Aerobic Bed	DJB	-	-	30	20	250	50	5	-	15.08.2024	-	7.20	7.40	556	19	320	11	770	45	43.0	34.0	2.1	1.2	6.8	0.4	24×10^18	93					
24		5 MGD STP Ghitorini	ASP	DJB	-	-	30	20	250	50	5	-	17.10.2024	-	7.60	7.30	284	19	260	10	519	46	20.0	0.3	2.5	1.1	2.4	0.4							
25		2.2 MGD STP Vasant Kunj(Old)	Extended Aeration	DJB	-	-	50	30	250	50	5	-	11.10.2024	-	7.40	7.60	408	25	230	10.8	698	62	71.0	1.2	1.8	1.0	2.4	0.8	24×10^18	11x10^8					
26		3MGD STP Vasant Kunj(New)	Extended Aeration	DJB	-	-	30	20	250	50	5	-	11.10.2024	-	7.30	7.30	370	20	265	12	633	53	89.0	4.6	2.3	0.5	2	0.4	24×10^18						
27		2.2 MGD STP Delhi Gate-I	Biofor and dansadeg	Degramoent	-	-	15	10	50	5	2	-	17.10.2024	-	7.20	7.40	240	8	225	10.3	472	39	42.0	3.0	2.2	0.5	2.4	0	24×10^18	24x10^6					
28		15 MGD STP delhi Gate-II	Biofor and dansadeg	Degramoent	-	Chlorination	10	10	50	5	2	230	17.10.2024	-	7.50	7.60	268	6	300	6	394	30	38.0	2.0	1.7	0.0	2	0	24×10^18	2400					
29		2.2 MGD STP S.H.N	Biofor and dansadeg	Degramoent	-	-	15	10	50	5	2	-	17.10.2024	-	7.30	7.20	284	7	219	6.3	520	54	44.0	4.0	2.6	0.0	2.8	0	24×10^18	35x10^5					
30	Pappankalan	20MGD Ph-I STP Pappankalan	ASP	SUBHASH INFRA PVT. LTD	-	-	50	30	250	50	5	-	25.12.2024	-	7.54	7.62	260	23	-	-	476	54	35.0	0.2	3.0	2.2	2.4	0					Plant is under Rehabilitation	Dwarka Sector-7, Dwarka Sector 11, Dwarka Sector 16, Dawrka Sector 24,	Palam, Dwarka, Matiala, Mahavir enclave, Dhoolsairas, Bamdoli
31		20MGD Ph-II STP Pappankalan	ASP	VA-TECH WABAG LTD.	Media Filtration	Chlorination	10	10	50	5	2	230	25.12.2024	-	7.54	7.36	260	12	-	-	476	26	35.0	1.3	3.0	2.7	2.4	0.13							
32		5MGD STP Najafgarh	ASP	Ayaappa Pvt.Ltd.	-	-	50	30	250	50	5	-	24.12.2024	-	7.36	7.34	506	7	325	3	692	20	43.0	0.2	3.8	2.0	0.8	Nil					Plant Under Rehabilitation	25MGD Najafgarh SPS	Najafgarh, Nangli Sakravali, roshanpura
33	Rithala	40MGD Ph-I STP Rithala	ASP	Ms WA TECH BABAG LTD.	Disc Filter	UV	10	10	50	5	2	100	25.12.2024	39.44	7.44	7.61	324	09	172	8	433	34	23.0	1.0	4.4	0.7	2	0.8	-	-	-	-	Plant Under trial run		
34		40MGD Ph-II STP Rithala	ASP	SUEZ India Pvt. Ltd.	Disc Filter	UV	10	10	50	5	2	230	25.12.2024	38.56	7.42	7.66	304	08	170	7	415	32	20.0	09	4.2	0.8	3.2	0.4	-	-	-	-			
35	Rohini Sec-25	15MGD STP Sec-25 Rohini	ASP	Ms Dinesh Chandra Rohini project pvt. Ltd.	-	-	50	30	250	50	5	-	25.12.2024	9.17	7.28	7.30	416	15	212	9	528	40	32.0	0.2	6.8	2.8	-	-	-	-	-	-			
36	Yamuna Vihar	10MGD Phase-I Yamuna Vihar	ASP	DJB	-	-	50	30	250	50	5	-	25.12.2024	9.93	7.20	7.40	360	22	224	15	557	50	32.0	22.0	4.0	1.4	4.2	1.4	21x10^12	46x10^7	16x10^11	11x10^5		Ghonda-I SPS, Ghonda – II SPS, Zafrabad SPS, Brahampuri SPS Yamuna Vihar SPS, Ghondal SPS Ghonda – II SPS, Zafrabad SPS Brahampuri SPS, Yamuna Vihar SPS	Ghonda,Gamri,Gamri Village, Brahampuri, Ghonda and its adjoining area, Zafrabad and its adjoining area, Gaurampuri,Brahampuri and its adjoining area,Kardampuri, Yamuna Vihar and its adjoining area Ghonda,Gamri,Gamri Village,Brahampuri, Ghonda and its adjoining area, Zafrabad and its adjoining area, Gaurampuri,Brahampuri and its adjoining area, Kardampuri, Yamuna Vihar and its adjoining area Ghonda,Gamri,Gamri Village, Brahampuri, Ghonda and its adjoining area, Ram Nagar, Shahdara and its adjoining area Yamuna Vihar
37		10MGD Phase-II Yamuna Vihar	ASP(IFAS)	M/s SIPL-RKC JV	Disc Filter	UV	10	10	50	5	2	230	25.12.2024	14.02	7.50	7.30	316	9	194	5	550	18	35.0	14.0	4.2	0.8	4.2	0.8	12x10^12	120	14x10^11	75			
38		25 MGD Phase-III Yamuna Vihar	ASP	M/s Joly & joly	-	-	30	20	250	50	5	-	25.12.2024	27.09	7.40	7.60	500	24	267	16	762	54	40.0	28.0	4.4	1.6	5.8	2.6	24x10^15	11x10^7	21x10^13	16x10^6			

	Plant not meeting standard as per paint parameter	BDL: Below detection limit	
	Plant not meeting standard as per DPCC norms	ND: Not Detectable	
Operational plant	38	Plant under DJB (O&M)	10
Plant Under rehabilitation	4	Plant under Pvt. (O&M)	28
Plant out of order	3	Plant out of order	3
Outlet Sample collected	35	Outlet Sample collected	35
Plant Under Unfit (As per design	12	Plant Under Unfit (As per DPCC)	27
Plant Under fit	23	Plant Under fit	8
%Unfit	34	%Unfit	77
%fit	66	%fit	23

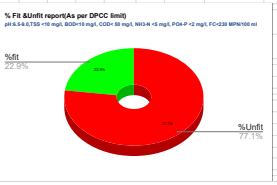

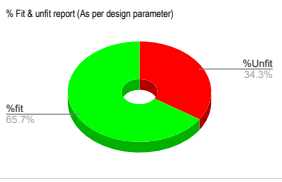

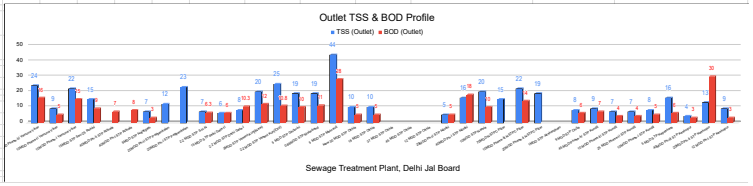

DELHI JAL BOARD

DAILY ANALYSIS REPORT OF ALL SEWAGE TREATMENT PLANT

DATE OF ANALYSIS : 26.12.2024

S.No.	Lab	Plant	Technology	Operator	Tertiary System	Disinfectent Type	Design Parameter(mg/l) TSS	BOD	COD	Ammonical-N	Phosphate-P	Outlet MPN (F.Coli) 100ml	Date of Analysis	Average Daily Flow (MGD)	pH (inlet) -	pH (oulet) -	TSS (inlet) mg/l	TSS (outlet) mg/l	BOD (inlet) mg/l	BOD (outlet) mg/l	COD (inlet) mg/l	COD (outlet) mg/l	Ammonical nitrogen (inlet) mg/l	Ammonical nitrogen (Outlet) mg/l	Ortho phosphate (inlet) mg/l	Ortho phosphate (outlet) mg/l	Sulphide (Inlet) mg/l	Sulphide (Outlet) mg/l	Inlet MPN (T.Coli) 100ml	Outlet MPN (T.Coli) 100ml	Inlet MPN (F.Coli) 100ml	Outlet MPN (F.Coli) 100ml	Remarks	Feed SPS	Command Area
1	Keshopur	12 MGD Ph-I STP Keshopur	ASP	VA-TECH WABAG LTD.	-	Chlorination	30	20	250	50	5	-	26.12.2024	-	7.33	7.35	278	6	-	-	-	-	22	0.5	3.0	3.8	3	Nil	24×10^8	460	24×10^6	240		Uttam Nagar SPS Pusaingpur SPS Keshopur ISP	Wst Delhi, Patel Nagar, Moti Nagar, Rajouri Graden, Tilak Nagar, Punjabi Bagh, Delhi Cantt, Janakpuri, Paschim Vihar, Uttam Nagar
2		20MGD Ph-II STP Keshopur	ASP	Ayaappa Pvt.Ltd	-	-	30	20	250	50	5	-	26.12.2024	-	7.46	7.35	507	17	-	-	-	-	23.5	4.6	2.5	1.2	2	Nil					Plant is under rehabilitation and running with 50% capacity.		
3		40MGD Ph-III STP Keshopur	ASP	Ayaappa Pvt.Ltd	-	-	30	20	250	50	5	-	26.12.2024	-	7.44	7.23	534	3	-	-	-	-	22.2	0 36	3.0	2.5	3.7	Nil					under rehabilitation state and running with 50% capacity.		
4		5 MGD STP Kapashera	SBR	TRIVENI	-	UV	10	10	50	5	2	230	24.12.2024	-	7.34	7.35	691	16	390	6	720	42	53	1.2	4.2	1.8	0.5	Nil						Rajokari SPS, Rankpuri SPS, Kapashera SPS, Dundahera SPS	
5	Kondli	10MGD Phase-I STP Kondli	ASP	Triveni Pvt. Ltd	RGF	Chlorination	10	10	50	5	2	230	26.12.2024	10	7.10	7.40	312	16	140	12	460	20	32.0	5.0	3.8	2.0	6.4	2						Preet Vihar, Jagriti Enclave, Geeta Colony, Mandawali, Kalyanpuri, New Kalyanpuri, Dallupura , Gharoli	Geeta Colony SPS,Preet Vihar,Laxmi Nagar, Nirman Vihar, Dhakar pur, Seelampur Vihar, Jagat puri, anuvrat Nagar,Mandawali, Vinod Nagar, Kalyan Vihar,Vishwas Nagar, Surajmal Vihar, Anand Vihar, Vivek Vihar, ,Bhim Colony, Dilshad Garden, SeemaPuri, Mansarovar Park, Jagriti Enclave,Geeta Colony,area,Indraprastha Eun. Societies, Mandawali, Pandav Nagar, South Ganesh Nagar, Chander Vihar, Hasan Pur Depot villagehoiecoly, Railway colony,Acharya Niketan, Pandav nagar, Mayur Vihar Ph-I & Ph-II, Ashok Vihar, Vasundhara Enclave,Kondli Village, Ganesh Garden, Mandawali SPS, Patparganj, Hirmmatpur, Dallupura Village, Vasundhara Enclave,Kondli Village, Gharoli Village, Gharoli Dairy, mayur Vihar Ph-II, Sapera Basti, Papar Market, etc.
6		25 MGD Phase-II STP Kondli	ASP	Triveni Pvt. Ltd	RGF	Chlorination	10	10	50	5	2	230	26.12.2024	25	7.10	7.50	312	9	140	7	460	13	32.0	1.5	3.8	1.5	6.4	Nil							
7		10 MGD Phase-III STP Kondli	ASP	Triveni Pvt. Ltd	RGF	Chlorination	10	10	50	5	2	230	26.12.2024	10	7.10	7.50	312	9	140	7	460	13	32.0	1.5	3.8	1.5	6.4	Nil					-		
8		45 MGD Phase-IV STP Kondli	ASP(IFAS)	Ayaappa Pvt.Ltd	Disc Filter	UV	10	10	50	5	2	230	26.12.2024	45	7.10	7.30	304	8	143	6	445	15	30.0	4.0	3.5	1.6	5.6	Nil							
9		9 MGD STP Chilla	Combitreat-ISBR	HNB Engineers		Chlorination	10	10	50	5	2	230	07.10.2024	9	6.80	7.30	354	8	138	6	424	14	35.0	0.6	3.8	1.5	6.8	Nil						Ghazipur drain	
10		1MGD STP Akshardham	MBR	M/s Toshiba Water Solution Pvt. Ltd.	Membrane Filtration	Chlorination	1	2	50	5	2	230	16.09.2024	1	6.90	7.60	310	BDL	140	BDL	390	6	32.0	Nil	2.5	Nil	6.4	Nil	11×10^17	150				Akshardham SPS	Sports Complex
11	N.S.T.P.C.Pillar	20MGD Phase-II NSTPC Pillar	ASP	DRA Infracom Pvt.Ltd.	-	UV (Not Started)	50	30	250	50	5	-	26.12.2024	-	7.20	7.60	260	10	105	06	111	12	18.0	0.7	2.3	2.8	2.4	bdl					Half stream of plant is Under Rehabilitation		
12		10MGD Phase-III NSTPC Pillar	ASP	DRA Infracom Pvt.Ltd.	-	UV (Not Started)	50	30	250	50	5	-	26.12.2024	-	7.30	7.50	276	08	166	4	493	10	20.0	0.8	2.0	2.5	1.6	bdl							
13		70MGD NSTPC Pillar	ASP	L&T Construction and PASSAVANT (JV)	-	Chlorination	10	10	50	5	2	230	26.12.2024	-	7.10	7.40	620	07	410	03	1457	bdl	40.0	0.5	3.5	2.0	4.8	bdl					Poly dosing		
14		10MGD STP Narela	ASP	DRA Infracom Pvt. Ltd.	-	UV (Not Started)	50	30	250	50	5	-	26.12.2024	-	7.40	7.70	142	14	57	08	419	09	35.0	0.7	3.8	4.2	2	1							
15	Nilothi	40MGD Ph-I STP Nilothi	ASP	SUBHASH INFRA PVT. LTD	-	-	50	30	250	50	5	-	26.12.2024	-	7.50	7.80	308	25	-	-	-	-	30.0	30.0	3.2	4.8	1.2	Nil					under rehabilitation state and running with 50% capacity.	Pratibha SPS, Bakkarwala SPS, Sayyad nangloi SPS	
16		20MGD Ph-II STP Nilothi	ASP	VEOLIA INDIA	Disc Filter	Chlorination	10	10	50	5	2	230	26.12.2024	-	7.40	7.70	390	7	-	-	-	-	28.0	16.0	3.0	1.0	1	Nil						DDA SPS,IST New SPS, Sayyad nangloi SPS	
17	Okhla	12 MGD STP Okhla	ASP	DJB	-	-	50	30	250	50	5	-	-	-	-	-	-	-	-	-	-	-	-	-	-	-	-	-	-	-	-	-	Plant not in operation	Kilokri, Ring Road, Andrew Ganj, Pragati Vihar, Sarita Vihar, Tuglakabad, Batla House, Jasola Vihar, East of Kailash, Sukhdev Vihar, Modi Mill – 1, Modi Mill – 1, Sarita Vihar A- Block, Okhla Vihar, Tehkhand SPS, Tigri SPS	Kilokri, Ring Road, Andrew Ganj, Pragati Vihar, Sarita Vihar, Tuglakabad, Batla House, Jasola Vihar, East of Kailash, Sukhdev Vihar, Modi Mill – 1, Modi Mill – 1, Sarita Vihar A- Block, Okhla Vihar, Tehkhand SPS, Tigri SPS
18		45 MGD STP Okhla	ASP	DJB	-	-	50	30	250	50	5	-	-	-	-	-	-	-	-	-	-	-	-	-	-	-	-	-	-	-	-	-	Plant not in operation		
19		37 MGD STP Okhla	ASP	DJB	-	-	50	30	250	50	5	-	-	-	-	-	-	-	-	-	-	-	-	-	-	-	-	-	-	-	-	-	Plant not in operation		
20		16 MGD STP Okhla	ASP	DJB	-	-	50	30	250	50	5	-	26.12.2024	-	7.20	7.50	192	12	180	7	-	-	40.0	16.0	2.1	0.9							PAC Dosing		
21		New 30 MGD STP Okhla	ASP	SUEZ India Pvt. Ltd.	-	-	10	10	50	5	2	-	26.12.2024	-	7.10	7.50	350	8	210	5	-	-	44.0	3.0	2.4	0.0									
22		8 MGD STP Mehrauli	Extended Aeration	DJB	-	-	50	30	250	50	5	-	11.10.2024	-	7.30	7.60	490	44	260	28	690	110	21.0	23.6	1.9	1.1	2.8	1.2	24×10^18	24×10^10					
23		3.66MGD STP Molarband	Fluidized Aerobic Bed	DJB	-	-	30	20	250	50	5	-	15.08.2024	-	7.40	7.60	210	32	170	20	398	90	48.0	44.0	3.0	1.0									
24		5 MGD STP Ghitorini	ASP	DJB	-	-	30	20	250	50	5	-	17.10.2024	-	7.60	7.30	284	19	260	10	519	46	20.0	0.3	2.5	1.1	2.4	0.4							
25		2.2 MGD STP Vasant Kunj(Old)	Extended Aeration	DJB	-	-	50	30	250	50	5	-	11.10.2024	-	7.40	7.60	408	25	230	10.8	698	62	71.0	1.2	1.8	1.0	2.4	0.8	24×10^18	11×10^8					
26		3MGD STP Vasant Kunj(New)	Extended Aeration	DJB	-	-	30	20	250	50	5	-	11.10.2024	-	7.30	7.30	370	20	265	12	633	53	89.0	4.6	2.3	0.5	2	0.4	24×10^18						
27		2.2 MGD STP Delhi Gate-I	Biofor and dansadeg	Degramoent	-	-	15	10	50	5	2	-	17.10.2024	-	7.20	7.40	240	8	225	10.3	472	39	42.0	3.0	2.2	0.5	2.4	0	24×10^18	24×10^6					
28		15 MGD STP delhi Gate-II	Biofor and dansadeg	Degramoent	-	Chlorination	10	10	50	5	2	230	17.10.2024	-	7.50	7.60	268	6	300	6	394	30	38.0	2.0	1.7	0.0	2	0	24×10^18	2400					
29		2.2 MGD STP S.H.N	Biofor and dansadeg	Degramoent	-	-	15	10	50	5	2	-	17.10.2024	-	7.30	7.20	284	7	219	6.3	520	54	44.0	4.0	2.6	0.0	2.8	0	24×10^18	35x10^5					
30	Pappankalan	20MGD Ph-I STP Pappankalan	ASP	SUBHASH INFRA PVT. LTD	-	-	50	30	250	50	5	-	26.12.2024	-	7.55	7.57	346	23	-	-	523	52	25.0	0.1	2.8	1.7	3	0					Plant is under Rehabilitation	Dwarka Sector-7, Dwarka Sector 11, Dwarka Sector 16, Dawrka Sector 24,	Palam, Dwarka, Matiala, Mahavir enclave, Dhoolsairas, Bamdoli
31		20MGD Ph-II STP Pappankalan	ASP	VA-TECH WABAG LTD.	Media Filtration	Chlorination	10	10	50	5	2	230	26.12.2024	-	7.55	7.61	346	8	-	-	523	21	25.0	1.4	2.8	2.3	3	0							
32		5MGD STP Najafgarh	ASP	Ayaappa Pvt.Ltd.	-	-	50	30	250	50	5	-	24.12.2024	-	7.36	7.34	506	7	325	3	692	20	43.0	0.2	3.8	2.0	0.8	Nil					Plant Under Rehabilitation	25MGD Najafgarh SPS	Najafgarh, Nangli Sakravati, roshanpura
33	Rithala	40MGD Ph-I STP Rithala	ASP	Ms WA TECH BABAG LTD.	Disc Filter	UV	10	10	50	5	2	100	26.12.2024	39.98	7.47	7.62	412	10	198	9	521	36	32.0	4.0	4.0	0.8	2.8	0.4	_	_	_	_	Plant Under trial run		
34		40MGD Ph-II STP Rithala	ASP	SUEZ India Pvt. Ltd.	Disc Filter	UV	10	10	50	5	2	230	26.12.2024	37.96	7.41	7.63	352	9	183	7	460	35	29.0	6.0	3.9	0.9	4	0.8	_	_	_	_			
35	Rohini Sec-25	15MGD STP Sec-25 Rohini	ASP	Ms Dinesh Chandra Rohini project pvt. Ltd .	-	-	50	30	250	50	5	-	26.12.2024	8.95	7.16	7.27	404	12	209	8	520	32	25.0	0.1	5.5	2.0	-	-	-	-	-	-			
36	Yamuna Vihar	10MGD Phase-I Yamuna Vihar	ASP	DJB	-	-	50	30	250	50	5	-	26.12.2024	10.3	7.20	7.40	324	24	210	16	533	48	34.0	25.0	3.6	1.2	4.6	1.4	21x10^12	93x10^5	20x10^11	11x10^5		Ghonda-I SPS, Ghonda – II SPS, Zafrabad SPS, Brahampuri SPS	Ghonda,Gamri,Gamri Village, Brahampuri, Ghonda and its adjoining area
37		10MGD Phase-II Yamuna Vihar	ASP(IFAS)	M/s SIPL-RKC JV	Disc Filter	UV	10	10	50	5	2	230	26.12.2024	14.45	7.30	7.50	332	27	208	15	525	55	31.0	13.0	3.4	0.7	4	1.3	15x10^12	210	16x10^11	150		Yamuna Vihar SPS, Ghonda-I SPS Ghonda – II SPS, Zafrabad SPS Brahampuri SPS, Yamuna Vihar SPS	Ghonda,Gamri,Gamri Village, Brahampuri, Ghonda and its adjoining area, Zafrabad and its adjoining area, Gaurangpuri,Brahampuri and its adjoining area, Kardampuri, Yamuna Vihar and its adjoining area Ghonda,Gamri,Gamri Village, Brahampuri, Ghonda and its adjoining area, Ram Nagar, Mahalaxmi and its adjoining area Yamuna Vihar
38		25 MGD Phase-III Yamuna Vihar	ASP	M/s Joly & joly	-	-	30	20	250	50	5	-	26.12.2024	28.07	7.40	7.60	448	28	282	18	615	62	42.0	29.0	4.4	1.9	6.2	2.9	46x10^14	21x10^7	21x10^13	15x10^6			

	Plant not meeting standard as per paint parameter	BDL: Below detection limit	
	Plant not meeting standard as per DPCC norms	ND: Not Detectable	

Operational plant	38	Plant under DJB (O&M)	10
Plant Under rehabilitation	4	Plant under Pvt. (O&M)	28

Plant out of order	3	Plant out of order	3
Outlet Sample collected	35	Outlet Sample collected	35
Plant Under Unfit (As per design	8	Plant Under Unfit (As per DPCC)	21
Plant Under fit	27	Plant Under fit	14
%Unfit	23	%Unfit	60
%fit	77	%fit	40

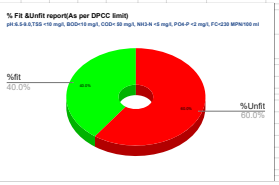

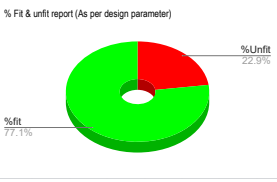

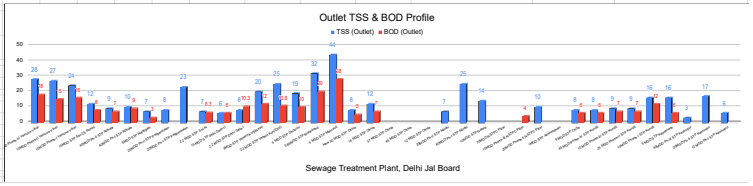

DELHI JAL BOARD

DAILY ANALYSIS REPORT OF ALL SEWAGE TREATMENT PLANT

DATE OF ANALYSIS : 27.12.2024

S.No.	Lab	Plant	Technology	Operator	Tertiary System	Disinfectent Type	Design Parameter(mg/l) TSS	BOD	COD	Ammonical-N	Phosphate-P	Outlet MPN (F.Coli) 100ml	Date of Analysis	Average Daily Flow (MGD)	pH (inlet)	pH (oulet)	TSS (inlet)	TSS (outlet)	BOD (inlet)	BOD (outlet)	COD (inlet)	COD (outlet)	Ammonical nitrogen (inlet)	Ammonical nitrogen (Outlet)	Ortho phosphate (inlet)	Ortho phosphate (outlet)	Sulphide (Inlet)	Sulphide (Outlet)	Inlet MPN (T.Coli) 100ml	Outlet MPN (T.Coli) 100ml	Inlet MPN (F.Coli) 100ml	Outlet MPN (F.Coli) 100ml	Remarks	Feed SPS	Command Area
															-	-	mg/l	mg/l	mg/l	mg/l	mg/l	mg/l	mg/l	mg/l	mg/l	mg/l	mg/l	mg/l							
1	Keshopur	12 MGD Ph-I STP Keshopur	ASP	VA-TECH WABAG LTD.	-	Chlorination	30	20	250	50	5	-	27.12.2024	-	7.35	7.30	326	8	172	6	476	23	17	1.5	2.0	4.2	1.3	Nil						Uttam Nagar SPS Pusa+gurjour SPS Keshopur ISP	Wst Delhi, Patel Nagar, Moti Nagar, Rajouri Graden, Tilak Nagar, Punjabi Bagh, Delhi Cantt, Janakpuri, Paschim Vihar, Uttam Nagar
2		20MGD Ph-II STP Keshopur	ASP	Ayaappa Pvt.Ltd	-	-	30	20	250	50	5	-	27.12.2024	-	7.40	7.31	589	15	250	31	615	42	17.5	4.1	1.8	1.3	1.1	Nil	24×10^9	24000	24×10^7	21000	Plant is under rehabilitation and running with 50% capacity.		
3		40MGD Ph-III STP Keshopur	ASP	Ayaappa Pvt.Ltd	-	-	30	20	250	50	5	-	27.12.2024	-	7.33	7.37	420	4	210	2.1	574	26	13 2	1.8	2.0	3.0	0.7	Nil					under rehabilitation state and running with 50% capacity.		
4		5 MGD STP Kapashera	SBR	TRIVENI	-	UV	10	10	50	5	2	230	24.12.2024	-	7.34	7.35	691	16	390	6	720	42	53	1.2	4.2	1.8	0.5	Nil						Rajokari SPS, Rankpuri SPS, Kapashera SPS, Dundahera SPS	
5	Kondli	10MGD Phase-I STP Kondli	ASP	Triveni Pvt. Ltd	RGF	Chlorination	10	10	50	5	2	230	27.12.2024	10	7.00	7.60	282	12	135	8	360	36	28.0	4.0	3.2	1.0	6	1.2						Preet Vihar, Jagriti Enclave, Geeta Colony, Mandawali, Kalyanpuri, New Kalyanpuri, Dallupura , Gharoli	Geeta Colony SPS,Preet Vihar,Laxmi Nagar, Nirman Vihar, Dhakar pur, Seelampur Vihar, Jagat puri, anuvrat Nagar,Mandawali, Vinod Nagar, Kondli, Gharoli,Vishwas Nagar, Surajmal Vihar, Anand Vihar, Vivek Vihar, ,Bhlmi Colony, Dilshad Garden, SeemaPuri, Mansarovar Park, Jagriti Enclave,Geeta Colony,area,Indraprastha Eun. Societies, Mandawali, Pandav Nagar, South Ganesh Nagar, Chander Vihar, Hasan Pur Depot villagehoiceky, Railway colony,Acharya Niketan, Pandav nagar, Mayur Vihar Ph-I & Ext, Patparganj Industrial Area,Patparganj Village, Krishna Garden, Mandawali SPS, Patparganj, Hirmmatpur, Dallupura Village, Varundhara Enclave,Kondli Village, Gharoli Village, Gharoli Dairy, mayur Vihar Ph-II, Sagara Basti, Papar Market, etc.
6		25 MGD Phase-II STP Kondli	ASP	Triveni Pvt. Ltd	RGF	Chlorination	10	10	50	5	2	230	27.12.2024	25	7.00	7.30	282	7	135	5	360	18	28.0	1.2	3.2	1.5	6	Nil							
7		10 MGD Phase-III STP Kondli	ASP	Triveni Pvt. Ltd	RGF	Chlorination	10	10	50	5	2	230	27.12.2024	10	7.00	7.30	282	7	135	5	360	18	28.0	1.2	3.2	1.5	6	Nil					-		
8		45 MGD Phase-IV STP Kondli	ASP(IFAS)	Ayaappa Pvt.Ltd	Disc Filter	UV	10	10	50	5	2	230	27.12.2024	45	7.00	7.50	298	9	138	7	390	20	30.0	3.0	3.5	1.2	5.6	Nil							
9		9 MGD STP Chilla	Combitreat-ISBR	HNB Engineers		Chlorination	10	10	50	5	2	230	07.10.2024	9	6.80	7.30	354	8	138	6	424	14	35.0	0.6	3.8	1.5	6.8	Nil						Ghazipur drain	
10		1MGD STP Akshardham	MBR	M/s Toshiba Water Solution Pvt. Ltd.	Membrane Filtration	Chlorination	1	2	50	5	2	230	16.09.2024	1	6.90	7.60	310	BDL	140	BDL	390	6	32.0	Nil	2.5	Nil	6.4	Nil	11×10^17	150				Akshardham SPS	Sports Complex
11	N.S.T.P.C.Pillar	20MGD Phase-II NSTPC Pillar	ASP	DRA Infracom Pvt.Ltd.	-	UV (Not Started)	50	30	250	50	5	-	27.12.2024	4	7.30	7.50	330	20	161	10	418	29	22.0	0.4	2.1	2.5	1.3	0.7					Half stream of plant is Under Rehabilitation		
12		10MGD Phase-III NSTPC Pillar	ASP	DRA Infracom Pvt.Ltd.	-	UV (Not Started)	50	30	250	50	5	-	27.12.2024	2.5	7.30	7.60	170	12	81	07	272	18	19.0	0.5	2.0	1.7	1.7	0.5							
13		70MGD NSTPC Pillar	ASP	L&T Construction and PASSAVANT (JV)	-	Chlorination	10	10	50	5	2	230	27.12.2024	38.4	7.10	7.50	232	09	106	04	692	13	35.0	0.3	3.3	1.8	2.2	0.8					Poly dosing		
14		10MGD STP Narela	ASP	DRA Infracom Pvt. Ltd.	-	UV (Not Started)	50	30	250	50	5	-	27.12.2024	11.0	7.30	7.60	242	16	129	07	473	26	40.0	0.6	3.7	4.0	2.6	0.5							
15	Nilothi	40MGD Ph-I STP Nilothi	ASP	SUBHASH INFRA PVT. LTD	-	-	50	30	250	50	5	-	27.12.2024	-	7.40	7.80	344	18	308	15	677	-	28.0	16.0	3.5	3.4	2.7	Nil			93*10^7	43	under rehabilitation state and running with 50% capacity.	Pratibha SPS, Bakkarwala SPS, Sayyad nangloi SPS	
16		20MGD Ph-II STP Nilothi	ASP	VEOLIA INDIA	Disc Filter	Chlorination	10	10	50	5	2	230	27.12.2024	-	7.40	7.70	266	4	133	4	457	-	32.0	20.0	3.5	1.0	1.2	Nil			23*10^7	210		DDA SPS,IST New SPS, Sayyad nangloi SPS	
17	Okhla	12 MGD STP Okhla	ASP	DJB	-	-	50	30	250	50	5	-	-	-	-	-	-	-	-	-	-	-	-	-	-	-	-	-	-	-	-	-	Plant not in operation	Kilokri, Ring Road, Andrewe Ganj, Pragati Vihar, Sarita Vihar, Tuglakabad, Batla House, Jasola Vihar, East of Kailash, Sukhdev Vihar, Modi Mill – 1, Modi Mill – 1, Sarita Vihar A- Block, Okhla Vihar, Tehkhand SPS, Tigri SPS	Kilokri, Ring Road, Andrewe Ganj, Pragati Vihar, Sarita Vihar, Tuglakabad, Batla House, Jasola Vihar, East of Kailash, Sukhdev Vihar, Modi Mill – 1, Modi Mill – 1, Sarita Vihar A- Block, Okhla Vihar, Tehkhand SPS, Tigri SPS
18		45 MGD STP Okhla	ASP	DJB	-	-	50	30	250	50	5	-	-	-	-	-	-	-	-	-	-	-	-	-	-	-	-	-	-	-	-	-	Plant not in operation		
19		37 MGD STP Okhla	ASP	DJB	-	-	50	30	250	50	5	-	-	-	-	-	-	-	-	-	-	-	-	-	-	-	-	-	-	-	-	-	Plant not in operation		
20		16 MGD STP Okhla	ASP	DJB	-	-	50	30	250	50	5	-	26.12.2024	-	7.20	7.50	192	12	180	7	-	-	40.0	16.0	2.1	0.9							PAC Dosing		
21		New 30 MGD STP Okhla	ASP	SUEZ India Pvt. Ltd.	-	-	10	10	50	5	2	-	26.12.2024	-	7.10	7.50	350	8	210	5	-	-	44.0	3.0	2.4	0.0									
22		8 MGD STP Mehrauli	Extended Aeration	DJB	-	-	50	30	250	50	5	-	11.10.2024	-	7.30	7.60	490	44	260	28	690	110	21.0	23.6	1.9	1.1	2.8	1.2	24x10^18	24x10^10					
23		3.6MGD STP Molarband	Fluidized Aerobic Bed	DJB	-	-	30	20	250	50	5	-	15.08.2024	-	7.20	7.40	556	19	320	11	770	45	43.0	34.0	2.1	1.2	6.8	0.4	24x10^18	93					
24		5 MGD STP Ghitorini	ASP	DJB	-	-	30	20	250	50	5	-	17.10.2024	-	7.60	7.30	284	19	260	10	519	46	20.0	0.3	2.5	1.1	2.4	0.4							
25		2.2 MGD STP Vasant Kunj(Old)	Extended Aeration	DJB	-	-	50	30	250	50	5	-	11.10.2024	-	7.40	7.60	408	25	230	10.8	698	62	71.0	1.2	1.8	1.0	2.4	0.8	24x10^18	11x10^8					
26		3MGD STP Vasant Kunj(New)	Extended Aeration	DJB	-	-	30	20	250	50	5	-	11.10.2024	-	7.30	7.30	370	20	265	12	633	53	89.0	4.6	2.3	0.5	2	0.4	24x10^18						
27		2.2 MGD STP Delhi Gate-I	Biofor and dansadeg	Degramoent	-	-	15	10	50	5	2	-	17.10.2024	-	7.20	7.40	240	8	225	10.3	472	39	42.0	3.0	2.2	0.5	2.4	0	24x10^18	24x10^6					
28		15 MGD STP delhi Gate-II	Biofor and dansadeg	Degramoent	-	Chlorination	10	10	50	5	2	230	17.10.2024	-	7.50	7.60	268	6	300	6	394	30	38.0	2.0	1.7	0.0	2	0	24x10^18	2400					
29		2.2 MGD STP S.H.N	Biofor and dansadeg	Degramoent	-	-	15	10	50	5	2	-	17.10.2024	-	7.30	7.20	284	7	219	6.3	520	54	44.0	4.0	2.6	0.0	2.8	0	24x10^18	35x10^5					
30	Pappankalan	20MGD Ph-I STP Pappankalan	ASP	SUBHASH INFRA PVT. LTD	-	-	50	30	250	50	5	-	27.12.2024	-	7.30	7.58	274	27	-	-	382	57	18.0	0.1	1.5	2.0	1.3	0					Plant is under Rehabilitation	Dwarka Sector-7, Dwarka Sector 11, Dwarka Sector 16, Dawrka Sector 24,	Palam, Dwarka, Matiala, Mahavir enclave, Dhoolsairas, Bamdoli
31		20MGD Ph-II STP Pappankalan	ASP	VA-TECH WABAG LTD.	Media Filtration	Chlorination	10	10	50	5	2	230	27.12.2024	-	7.30	7.33	274	17	-	-	382	31	18.0	1.6	1.5	2.2	1.3	0							
32		5MGD STP Najafgarh	ASP	Ayaappa Pvt.Ltd.	-	-	50	30	250	50	5	-	24.12.2024	-	7.36	7.34	506	7	325	3	692	20	43.0	0.2	3.8	2.0	0.8	Nil					Plant Under Rehabilitation	25MGD Najafgarh SPS	Najafgarh, Nangli Sakravati, roshanpura
33	Rithala	40MGD Ph-I STP Rithala	ASP	Ms WA TECH BABAG LTD.	Disc Filter	UV	10	10	50	5	2	100	27.12.2024	40.51	7.41	7.60	432	9	185	8	468	30	22.0	1.5	3.2	0.9	3.6	0.8	-	-	24x10^7+	150	Plant Under trial run		
34		40MGD Ph-II STP Rithala	ASP	SUEZ India Pvt. Ltd.	Disc Filter	UV	10	10	50	5	2	230	27.12.2024	47.18	7.45	7.57	400	8	177	7	442	28	23.0	7.0	3.3	0.5	2.8	0.4	-	-	24 x10^7+	39			
35	Rohini Sec-25	15MGD STP Sec-25 Rohini	ASP	Ms Dinesh Chandra Rohini project pvt. Ltd.	-	-	50	30	250	50	5	-	27.12.2024	17.79	7.28	7.35	192	10	108	6	272	24	16.0	0.1	3.0	1.0	-	-	-	-		-			
36	Yamuna Vihar	10MGD Phase-I Yamuna Vihar	ASP	DJB	-	-	50	30	250	50	5	-	27.12.2024	10.8	7.20	7.50	344	26	216	18	580	54	35.0	24.0	3.4	2.2	4.8	1.6	21x10^12	15x10^6	23x10^11	12x10^6		Ghonda-I SPS, Ghonda – II SPS, Zafrabad SPS, Brahampuri SPS	Ghonda,Gamri,Gamri Village, Brahampuri, Ghonda and its adjoining area,
37		10MGD Phase-II Yamuna Vihar	ASP(IFAS)	M/s SIPL-RKC JV	Disc Filter	UV	10	10	50	5	2	230	27.12.2024	15.25	7.40	7.60	316	25	198	16	548	50	28.0	10.0	2.5	0.8	3.8	1.4	29x10^12	210	21x10^12	150		Yamuna Vihar SPS, Ghonda-I SPS Ghonda – II SPS, Zafrabad SPS Brahampuri SPS, Yamuna Vihar SPS	Zafrabad and its adjoining area, Gazaripur,Brahampuri and its adjoining area, Kaidampur, Yamuna Vihar and its adjoining area,Ghonda,Gamri,Gamri Village, Brahampuri, Ghonda and its adjoining area, Ram Nagar, Mahdana and its adjoining area Yamuna Vihar
38		25 MGD Phase-III Yamuna Vihar	ASP	M/s Joly & joly	-	-	30	20	250	50	5	-	27.12.2024	28.47	7.20	7.60	540	28	334	16	788	62	40.0	25.0	4.2	2.4	6.4	2.6	24x10^15	29x10^7	12x10^14	46x10^7			

	Plant not meeting standard as per paint parameter	BDL: Below detection limit	
	Plant not meeting standard as per DPCC norms	ND: Not Detectable	

Operational plant	38	Plant under DJB (O&M)	10
Plant Under rehabilitation	4	Plant under Pvt. (O&M)	28

Plant out of order	3	Plant out of order	3
Outlet Sample collected	35	Outlet Sample collected	35
Plant Under Unfit (As per design	10	Plant Under Unfit (As per DPCC)	23
Plant Under fit	25	Plant Under fit	12
%Unfit	29	%Unfit	66
%fit	71	%fit	34

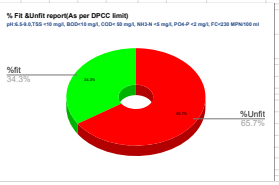

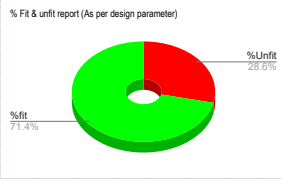

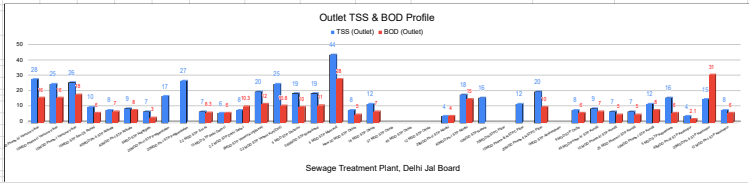

DELHI JAL BOARD

DAILY ANALYSIS REPORT OF ALL SEWAGE TREATMENT PLANT

DATE OF ANALYSIS : 28.12.2024

S.No.	Lab	Plant	Technology	Operator	Tertiary System	Disinfectent Type	Design Parameter(mg/l) TSS	BOD	COD	Ammonical-N	Phosphate-P	Outlet MPN (F.Coli) 100ml	Date of Analysis	Average Daily Flow (MGD)	pH (inlet)	pH (oulet)	TSS (inlet)	TSS (outlet)	BOD (inlet)	BOD (outlet)	COD (inlet)	COD (outlet)	Ammonical nitrogen (inlet)	Ammonical nitrogen (Outlet)	Ortho phosphate (inlet)	Ortho phosphate (outlet)	Sulphide (Inlet)	Sulphide (Outlet)	Inlet MPN (T.Coli) 100ml	Outlet MPN (T.Coli) 100ml	Inlet MPN (F.Coli) 100ml	Outlet MPN (F.Coli) 100ml	Remarks	Feed SPS	Command Area
															-	-	mg/l	mg/l	mg/l	mg/l	mg/l	mg/l	mg/l	mg/l	mg/l	mg/l	mg/l	mg/l							
1	Keshopur	12 MGD Ph-I STP Keshopur	ASP	VA-TECH WABAG LTD.	-	Chlorination	30	20	250	50	5	-	28.12.2024		7.41	7.25	102	13	60	5	157	26	13.4	2.4	1.8	2.6	0.27	0						Uttam Nagar SPS Pooranguour SPS Keshopur ISP	Wst Delhi, Patel Nagar, Moti Nagar, Rajouri Graden, Tilak Nagar, Punjabi Bagh, Delhi Cantt, Janakpuri, Paschim Vihar, Uttam Nagar
2		20MGD Ph-II STP Keshopur	ASP	Ayaappa Pvt.Ltd	-	-	30	20	250	50	5	-	28.12.2024		7.52	7.30	344	13	115	28	402	42	17.2	1.4	2.5	0.8	0.93	Nil					Plant is under rehabilitation and running with 50% capacity.		
3		40MGD Ph-III STP Keshopur	ASP	Ayaappa Pvt.Ltd	-	-	30	20	250	50	5	-	28.12.2024		7.52	7.53	393	6	207	3	579	18	13.4	0.4	3.0	2.5	1.06	0	24x10^10	24x10^4	24x10^8	24000	under rehabilitation state and running with 50% capacity.		
4		5 MGD STP Kapashera	SBR	TRIVENI	-	UV	10	10	50	5	2	230	24.12.2024	-	7.34	7.35	691	16	390	6	720	42	53	1.2	4.2	1.8	0.5	Nil						Rajokari SPS, Rankpuri SPS, Kapashera SPS, Dundahera SPS	
5	Kondli	10MGD Phase-I STP Kondli	ASP	Triveni Pvt. Ltd	RGF	Chlorination	10	10	50	5	2	230	28.12.2024	25	7.10	7.40	324	9	143	6	460	15	30.0	6.0	3.0	1.5	5.2	0.8	24x10^17	35x10^2	28x10^15	730		Preet Vihar, Jagriti Enclave, Geeta Colony, Mandawali, Kalyanpuri, New Kalyanpuri, Dallupura , Gharoli	Geeta Colony SPS,Preet Vihar,Laxmi Nagar, Nirman Vihar, Dhakar pur, Sweetha Vihar, Jagat puri, anand Vihar,Kondli,Gharoli, Tahir pur, Jyoti Colony,Vishwas Nagar, Surajmal Vihar, Anand Vihar, Vivek Vihar, ,Bhim Colony, Dilshad Garden, SeemaPuri, Mansarover Park, Jagriti Enclave,Geeta Colony,area,Indraprastha Eun. Societies, Mandawali, Pandav Nagar, South Ganesh Nagar, Chander Vihar, Hasan Pur Depot village(partly), Railway colony,Acharya Niketan, Pandav nagar, Mayur Vihar Ph-I & Ext., Patparganj Industrial Area, Patparganj village, Vasundhara Garden, Mandawali SPS, Patparganj, Hirmmatpur, Dallupura village, Vasundhara Enclave,Kondli Village, Gharoli Village, Gharoli Dairy, mayur Vihar Ph-III, Sapera Basti, Papar Market, etc.
6		25 MGD Phase-II STP Kondli	ASP	Triveni Pvt. Ltd	RGF	Chlorination	10	10	50	5	2	230	28.12.2024	25	7.10	7.60	324	9	143	5	460	10	30.0	1.8	3.0	1.2	5.2	Nil	24x10^17	15x10^4	28x10^15	15x10^3			
7		10 MGD Phase-III STP Kondli	ASP	Triveni Pvt. Ltd	RGF	Chlorination	10	10	50	5	2	230	28.12.2024	10	7.10	7.60	324	9	143	5	460	10	30.0	1.8	3.0	1.2	5.2	Nil	24x10^17	15x10^4	28x10^15	15x10^3	-		
8		45 MGD Phase-IV STP Kondli	ASP(IFAS)	Ayaappa Pvt.Ltd	Disc Filter	UV	10	10	50	5	2	230	28.12.2024	45	7.00	7.40	310	8	140	5	430	12	28.0	4.0	3.2	1.8	6.4	Nil	24x10^17	28x10^3	35x10^15	91x10^2			
9		9 MGD STP Chilla	Combitreat-ISBR	HNB Engineers		Chlorination	10	10	50	5	2	230	07.10.2024	9	6.80	7.30	354	8	138	6	424	14	35.0	0.6	3.8	1.5	6.8	Nil						Ghazipur drain	
10		1MGD STP Akshardham	MBR	M/s Toshiba Water Solution Pvt. Ltd.	Meimbrane Filtration	Chlorination	1	2	50	5	2	230	16.09.2024	1	6.90	7.60	310	BDL	140	BDL	390	6	32.0	Nil	2.5	Nil	6.4	Nil	11x10^17	150				Akshardham SPS	Sports Complex
11	N.S.T.P.C.Pillar	20MGD Phase-II NSTPC Pillar	ASP	DRA Infracom Pvt.Ltd.	-	UV (Not Started)	50	30	250	50	5	-	28.12.2024	4	7.30	7.50	222	15	104	08	352	24	18.0	0.7	2.1	0.9	2	0.8					Half stream of plant is Under Rehabilitation		
12		10MGD Phase-III NSTPC Pillar	ASP	DRA Infracom Pvt.Ltd.	-	UV (Not Started)	50	30	250	50	5	-	28.12.2024	2.5	7.20	7.40	120	20	68	10	284	52	15.0	0.8	1.8	0.8	1.8	0.9							
13		70MGD NSTPC Pillar	ASP	L&T Construction and PASSAVANT (JV)	-	Chlorination	10	10	50	5	2	230	28.12.2024	33.0	7.30	7.50	352	08	238	04	520	20	32.0	0.3	3.0	1.0	4.2	0.5					Poly dosing		
14		10MGD STP Narela	ASP	DRA Infracom Pvt. Ltd.	-	UV (Not Started)	50	30	250	50	5	-	27.12.2024	11.0	7.30	7.60	242	16	129	07	473	26	40.0	0.6	3.7	4.0	2.6	0.5							
15	Nilothi	40MGD Ph-I STP Nilothi	ASP	SUBHASH INFRA PVT. LTD	-	-	50	30	250	50	5	-	28.12.2024		7.50	7.80	338	45	140	11	457	-	28.0	20.0	3.5	3.2	1.4	Nil					under rehabilitation state and running with 50% capacity.	Pratibha SPS, Bakkarwala SPS, Sayyad nangloi SPS	
16		20MGD Ph-II STP Nilothi	ASP	VEOLIA INDIA	Disc Filter	Chlorination	10	10	50	5	2	230	28.12.2024		7.50	7.70	364	4	115	6	677	-	36.0	20.0	3.6	1.0	1	Nil						DDA SPS,IST New SPS, Sayyad nangloi SPS	
17	Okhla	12 MGD STP Okhla	ASP	DJB	-	-	50	30	250	50	5	-	-	-	-	-	-	-	-	-	-	-	-	-	-	-	-	-	-	-	-	-	Plant not in operation	Kilokri, Ring Road, Andrewa Ganj, Pragati Vihar, Sarita Vihar, Tuglakabad, Batla House, Jasola Vihar, East of Kailash, Sukhdev Vihar, Modi Mill – 1, Modi Mill – 1, Sarita Vihar A- Block, Okhla Vihar, Tehkhand SPS, Tigri SPS	Kilokri, Ring Road, Andrewa Ganj, Pragati Vihar, Sarita Vihar, Tuglakabad, Batla House, Jasola Vihar, East of Kailash, Sukhdev Vihar, Modi Mill – 1, Modi Mill – 1, Sarita Vihar A- Block, Okhla Vihar, Tehkhand SPS, Tigri SPS
18		45 MGD STP Okhla	ASP	DJB	-	-	50	30	250	50	5	-	-	-	-	-	-	-	-	-	-	-	-	-	-	-	-	-	-	-	-	-	Plant not in operation		
19		37 MGD STP Okhla	ASP	DJB	-	-	50	30	250	50	5	-	-	-	-	-	-	-	-	-	-	-	-	-	-	-	-	-	-	-	-	-	Plant not in operation		
20		16 MGD STP Okhla	ASP	DJB	-	-	50	30	250	50	5	-	26.12.2024	-	7.20	7.50	192	12	180	7	-	-	40.0	16.0	2.1	0.9							PAC Dosing		
21		New 30 MGD STP Okhla	ASP	SUEZ India Pvt. Ltd.	-	-	10	10	50	5	2	-	26.12.2024	-	7.10	7.50	350	8	210	5	-	-	44.0	3.0	2.4	0.0									
22		8 MGD STP Mehrauli	Extended Aeration	DJB	-	-	50	30	250	50	5	-	11.10.2024	-	7.30	7.60	490	44	260	28	690	110	21.0	23.6	1.9	1.1	2.8	1.2	24x10^18	24x10^10					
23		3.66MGD STP Molarband	Fluidized Aerobic Bed	DJB	-	-	30	20	250	50	5	-	15.08.2024	-	7.20	7.40	556	19	320	11	770	45	43.0	34.0	2.1	1.2	6.8	0.4	24x10^18	93					
24		5 MGD STP Ghitorini	ASP	DJB	-	-	30	20	250	50	5	-	17.10.2024	-	7.60	7.30	284	19	260	10	519	46	20.0	0.3	2.5	1.1	2.4	0.4							
25		2.2 MGD STP Vasant Kunj(Old)	Extended Aeration	DJB	-	-	50	30	250	50	5	-	11.10.2024	-	7.40	7.60	408	25	230	10.8	698	62	71.0	1.2	1.8	1.0	2.4	0.8	24x10^18	11x10^8					
26		3MGD STP Vasant Kunj(New)	Extended Aeration	DJB	-	-	30	20	250	50	5	-	11.10.2024	-	7.30	7.30	370	20	265	12	633	53	89.0	4.6	2.3	0.5	2	0.4	24x10^18						
27		2.2 MGD STP Delhi Gate-I	Biofor and dansadeg	Degramoent	-	-	15	10	50	5	2	-	17.10.2024	-	7.20	7.40	240	8	225	10.3	472	39	42.0	3.0	2.2	0.5	2.4	0	24x10^18	24x10^6					
28		15 MGD STP delhi Gate-II	Biofor and dansadeg	Degramoent	-	Chlorination	10	10	50	5	2	230	17.10.2024	-	7.50	7.60	268	6	300	6	394	30	38.0	2.0	1.7	0.0	2	0	24x10^18	2400					
29		2.2 MGD STP S.H.N	Biofor and dansadeg	Degramoent	-	-	15	10	50	5	2	-	17.10.2024	-	7.30	7.20	284	7	219	6.3	520	54	44.0	4.0	2.6	0.0	2.8	0	24x10^18	35x10^5					
30	Pappankalan	20MGD Ph-I STP Pappankalan	ASP	SUBHASH INFRA PVT. LTD	-	-	50	30	250	50	5	-	27.12.2024		7.21	7.61	316	27	-	-	520	52	30.0	0.2	2.6	2.3	2.2	0					Plant is under Rehabilitation	Dwarka Sector-7, Dwarka Sector 11, Dwarka Sector 16, Dawrka Sector 24,	Palam, Dwarka, Matiala, Mahavir enclave, Dhoolsairas, Bamdoli
31		20MGD Ph-II STP Pappankalan	ASP	VA-TECH WABAG LTD.	Media Filtration	Chlorination	10	10	50	5	2	230	28.12.2024		7.21	7.43	316	16	-	-	520	33	30.0	2.3	2.6	2.8	2.2	0							
32		5MGD STP Najafgarh	ASP	Ayaappa Pvt.Ltd.	-	-	50	30	250	50	5	-	24.12.2024	-	7.36	7.34	506	7	325	3	692	20	43.0	0.2	3.8	2.0	0.8	Nil					Plant Under Rehabilitation	25MGD Najafgarh SPS	Najafgarh, Nangli Sakravati, roshanpura
33	Rithala	40MGD Ph-I STP Rithala	ASP	Ms WA TECH BABAG LTD.	Disc Filter	UV	10	10	50	5	2	100	28.12.2024	36.07	7.39	7.58	428	10	138	8	339	32	27.0	2.0	2.8	0.6	2	0.4	-	-	-	-	Plant Under trial run		
34		40MGD Ph-II STP Rithala	ASP	SUEZ India Pvt. Ltd.	Disc Filter	UV	10	10	50	5	2	230	28.12.2024	43.92	7.41	7.61	452	9	142	7	364	30	25.0	6.0	2.6	0.7	1.6	0.4	-	-		-			
35	Rohini Sec-25	15MGD STP Sec-25 Rohini	ASP	Ms Dinesh Chandra Rohini project pvt. Ltd.	-	-	50	30	250	50	5	-	28.12.2024	15.72	7.03	7.14	636	13	293	9	744	32	14.0	0.1	3.0	1.0	-	-	-	-	-	-			
36	Yamuna Vihar	10MGD Phase-I Yamuna Vihar	ASP	DJB	-	-	50	30	250	50	5	-	28.12.2024	9.94	7.20	7.40	288	28	182	18	468	56	30.0	15.0	2.4	1.0	4.4	1.4	21x10^12	15x10^6	35x10^11	12x10^6		Ghonda-I SPS, Ghonda – II SPS, Zafrabad SPS, Brahampuri SPS	Ghonda,Gamri,Gamri Village, Brahampuri, Ghonda and its adjoining area
37		10MGD Phase-II Yamuna Vihar	ASP(IFAS)	M/s SIPL-RKC JV	Disc Filter	UV	10	10	50	5	2	230	28.12.2024	14.85	7.30	7.40	356	26	203	17	572	54	25.0	11.0	2.6	0.4	4	1.2	46x10^12	150	16x10^11	120		Yamuna Vihar SPS, Ghonda-I SPS Ghonda – II SPS, Zafrabad SPS Brahampuri SPS, Yamuna Vihar SPS	Ghonda,Gamri,Gamri Village, Brahampuri, Ghonda and its adjoining area, Kardampuri, Bhalsawa and its adjoining area, Kardampuri, Yamuna Vihar and its adjoining area Ghonda,Gamri,Gamri Village, Brahampuri, Ghonda and its adjoining area
38		25 MGD Phase-III Yamuna Vihar	ASP	M/s Joly & joly	-	-	30	20	250	50	5	-	28.12.2024	28.15	7.40	7.60	480	28	295	19	746	62	32.0	25.0	3.4	1.8	6	2.4	11x10^15	15x10^7	21x10^13	11x10^6			Ghonda,Gamri,Gamri Village, Brahampuri, Ghonda and its adjoining area, Ram Nagar, Shahdara and its adjoining area Yamuna Vihar

	Plant not meeting standard as per paint parameter	BDL: Below detection limit	
	Plant not meeting standard as per DPCC norms	ND: Not Detectable	
Operational plant	38	Plant under DJB (O&M)	10
Plant Under rehabilitation	4	Plant under Pvt. (O&M)	28
Plant out of order	3	Plant out of order	3
Outlet Sample collected	35	Outlet Sample collected	35
Plant Under Unfit (As per design	13	Plant Under Unfit (As per DPCC)	27
Plant Under fit	22	Plant Under fit	8
%Unfit	37	%Unfit	77
%fit	63	%fit	23

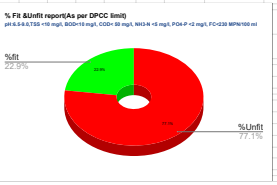

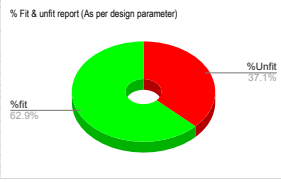

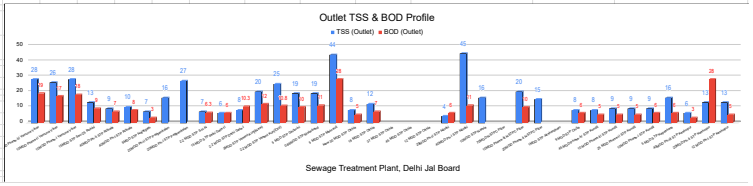

DELHI JAL BOARD

DAILY ANALYSIS REPORT OF ALL SEWAGE TREATMENT PLANT

DATE OF ANALYSIS : 29.12.2024

S.No.	Lab	Plant	Technology	Operator	Tertiary System	Disinfectent Type	Design Parameter(mg/l) TSS	BOD	COD	Ammonical-N	Phosphate-P	Outlet MPN (F.Coli) 100ml	Date of Analysis	Average Daily Flow (MGD)	pH (inlet)	pH (oulet)	TSS (inlet)	TSS (outlet)	BOD (inlet)	BOD (outlet)	COD (inlet)	COD (outlet)	Ammonical nitrogen (inlet)	Ammonical nitrogen (Outlet)	Ortho phosphate (inlet)	Ortho phosphate (outlet)	Sulphide (Inlet)	Sulphide (Outlet)	Inlet MPN (T.Coli) 100ml	Outlet MPN (T.Coli) 100ml	Inlet MPN (F.Coli) 100ml	Outlet MPN (F.Coli) 100ml	Remarks	Feed SPS	Command Area
															-	-	mg/l	mg/l	mg/l	mg/l	mg/l	mg/l	mg/l	mg/l	mg/l	mg/l	mg/l	mg/l							
1	Keshopur	12 MGD Ph-I STP Keshopur	ASP	VA-TECH WABAG LTD.	-	Chlorination	30	20	250	50	5	-	28.12.2024		7.41	7.25	102	13	60	5	157	26	13.4	2.4	1.8	2.6	0.27	0						Utsan Nagar SPS Prasangpur SPS Keshopur ISP	Wst Delhi, Patel Nagar, Moti Nagar, Rajouri Graden, Tilak Nagar, Punjabi Bagh, Delhi Cantt, Janakpuri, Paschim Vihar, Uttam Nagar
2		20MGD Ph-II STP Keshopur	ASP	Ayaappa Pvt.Ltd	-	-	30	20	250	50	5	-	28.12.2024		7.52	7.30	344	13	115	28	402	42	17.2	1.4	2.5	0.8	0.93	Nil					Plant is under rehabilitation and running with 50% capacity.		
3		40MGD Ph-III STP Keshopur	ASP	Ayaappa Pvt.Ltd	-	-	30	20	250	50	5	-	28.12.2024		7.52	7.53	393	6	207	3	579	18	13.4	0.4	3.0	2.5	1.06	0	24x10^10	24x10^4	24x10^8	24000	under rehabilitation state and running with 50% capacity.		
4		5 MGD STP Kapashera	SBR	TRIVENI	-	UV	10	10	50	5	2	230	24.12.2024	-	7.34	7.35	691	16	390	6	720	42	53	1.2	4.2	1.8	0.5	Nil						Rajokari SPS, Rankpuri SPS, Kapashera SPS, Dundahera SPS	
5	Kondli	10MGD Phase-I STP Kondli	ASP	Triveni Pvt. Ltd	RGF	Chlorination	10	10	50	5	2	230	29.12.2024	10	7.00	7.50	290	9	138	7	425	18	28.0	5.0	3.2	1.8	5.6	0.5						Preet Vihar, Jagriti Enclave, Geeta Colony, Mandawali, Kalyanpuri, New Kalyanpuri, Dallupura , Gharoli	Geeta Colony SPS,Preet Vihar,Laxmi Nagar, Nirman Vihar, Dhakar pur, Seelampur Vihar, Jagat puri, anand Vihar,Kondli,Gharoli,Jhilmil Colony,Vishwas Nagar,Surajmal Vihar, Anand Vihar, Vivek Vihar, ,Bhim Colony, Dilshad Garden, SeemaPuri, Mansarovar Park, Jagriti Enclave,Geeta Colony,area,Indraprastha Eun. Societies, Mandawali, Pandav Nagar, South Ganesh Nagar, Chander Vihar, Hasan Pur Depot villagetrans,ny, Railway Colony,Acharya Niketan, Pandav nagar, Mayur Vihar Ph-I & Ph-II, Sunder Vihar, Ganesh Nagar,Shakarpur Khas, Dilshad Garden, Mandawali SPS, Patparganj, Hirmmatpur, Dallupura village, Varundhara Enclave,Kondli Village, Gharoli Village, Gharoli Dairy, mayur Vihar Ph-II, Sapna Basti, Pepar Market, etc.
6		25 MGD Phase-II STP Kondli	ASP	Triveni Pvt. Ltd	RGF	Chlorination	10	10	50	5	2	230	29.12.2024	25	7.00	7.60	290	8	138	6	425	12	28.0	1.5	3.2	1.2	5.6	Nil							
7		10 MGD Phase-III STP Kondli	ASP	Triveni Pvt. Ltd	RGF	Chlorination	10	10	50	5	2	230	29.12.2024	10	7.00	7.60	290	8	138	6	425	12	28.0	1.5	3.2	1.2	5.6	Nil					-		
8		45 MGD Phase-IV STP Kondli	ASP(IFAS)	Ayaappa Pvt.Ltd	Disc Filter	UV	10	10	50	5	2	230	29.12.2024	45	6.90	7.50	302	07	142	5	430	15	30.0	3.5	3.5	1.5	5.8	Nil							
9		9 MGD STP Chilla	Combitreat-ISBR	HNB Engineers		Chlorination	10	10	50	5	2	230	07.10.2024	9	6.80	7.30	354	8	138	6	424	14	35.0	0.6	3.8	1.5	6.8	Nil						Ghazipur drain	
10		1MGD STP Akshardham	MBR	M/s Toshiba Water Solution Pvt. Ltd.	Membrane Filtration	Chlorination	1	2	50	5	2	230	16.09.2024	1	6.90	7.60	310	BDL	140	BDL	390	6	32.0	Nil	2.5	Nil	6.4	Nil	11x10^17	150				Akshardham SPS	Sports Complex
11	N.S.T.P.C.Pillar	20MGD Phase-II NSTPC Pillar	ASP	DRA Infracom Pvt.Ltd.	-	UV (Not Started)	50	30	250	50	5	-	29.12.2024	4	7.00	7.10	426	22	301	15	748	24	17.0	0.7	2.6	1.2	1.2	0.5					Half stream of plant is Under Rehabilitation		
12		10MGD Phase-III NSTPC Pillar	ASP	DRA Infracom Pvt.Ltd.	-	UV (Not Started)	50	30	250	50	5	-	29.12.2024	2.5	7.20	7.40	194	11	104	07	301	14	18.0	0.8	2.1	1.3	1.9	0.6							
13		70MGD NSTPC Pillar	ASP	L&T Construction and PASSAVANT (JV)	-	Chlorination	10	10	50	5	2	230	29.12.2024	34.9	7.30	7.10	466	08	338	03	847	20	37.0	0.9	3.9	1.2	2	0.4					Poly dosing		
14		10MGD STP Narela	ASP	DRA Infracom Pvt. Ltd.	-	UV (Not Started)	50	30	250	50	5	-	27.12.2024	11.0	7.30	7.60	242	16	129	07	473	26	40.0	0.6	3.7	4.0	2.6	0.5							
15	Nilothi	40MGD Ph-I STP Nilothi	ASP	SUBHASH INFRA PVT. LTD	-	-	50	30	250	50	5	-	28.12.2024		7.50	7.80	338	45	140	11	457	-	28.0	20.0	3.5	3.2	1.4	Nil					under rehabilitation state and running with 50% capacity.	Pratibha SPS, Bakkarwala SPS, Sayyad nangloi SPS	
16		20MGD Ph-II STP Nilothi	ASP	VEOLIA INDIA	Disc Filter	Chlorination	10	10	50	5	2	230	28.12.2024		7.50	7.70	364	4	115	6	677	-	36.0	20.0	3.6	1.0	1	Nil						DDA SPS,IST New SPS, Sayyad nangloi SPS	
17	Okhla	12 MGD STP Okhla	ASP	DJB	-	-	50	30	250	50	5	-	-	-	-	-	-	-	-	-	-	-	-	-	-	-	-	-	-	-	-	-	Plant not in operation	Kilokri, Ring Road, Andrewa Ganj, Pragati Vihar, Sarita Vihar, Tuglakabad, Batla House, Jasola Vihar, East of Kailash, Sukhdev Vihar, Modi Mill – 1, Modi Mill – 1, Sarita Vihar A- Block, Okhla Vihar, Tehkhand SPS, Tigri SPS	Kilokri, Ring Road, Andrewa Ganj, Pragati Vihar, Sarita Vihar, Tuglakabad, Batla House, Jasola Vihar, East of Kailash, Sukhdev Vihar, Modi Mill – 1, Modi Mill – 1, Sarita Vihar A- Block, Okhla Vihar, Tehkhand SPS, Tigri SPS
18		45 MGD STP Okhla	ASP	DJB	-	-	50	30	250	50	5	-	-	-	-	-	-	-	-	-	-	-	-	-	-	-	-	-	-	-	-	-	Plant not in operation		
19		37 MGD STP Okhla	ASP	DJB	-	-	50	30	250	50	5	-	-	-	-	-	-	-	-	-	-	-	-	-	-	-	-	-	-	-	-	-	Plant not in operation		
20		16 MGD STP Okhla	ASP	DJB	-	-	50	30	250	50	5	-	26.12.2024	-	7.20	7.50	192	12	180	7	-	-	40.0	16.0	2.1	0.9							PAC Dosing		
21		New 30 MGD STP Okhla	ASP	SUEZ India Pvt. Ltd.	-	-	10	10	50	5	2	-	26.12.2024	-	7.10	7.50	350	8	210	5	-	-	44.0	3.0	2.4	0.0									
22		8 MGD STP Mehrauli	Extended Aeration	DJB	-	-	50	30	250	50	5	-	11.10.2024	-	7.30	7.60	490	44	260	28	690	110	21.0	23.6	1.9	1.1	2.8	1.2	24x10^18	24x10^10					
23		3.66MGD STP Molarband	Fluidized Aerobic Bed	DJB	-	-	30	20	250	50	5	-	15.08.2024	-	7.20	7.40	556	19	320	11	770	45	43.0	34.0	2.1	1.2	6.8	0.4	24x10^18	93					
24		5 MGD STP Ghitorini	ASP	DJB	-	-	30	20	250	50	5	-	17.10.2024	-	7.60	7.30	284	19	260	10	519	46	20.0	0.3	2.5	1.1	2.4	0.4							
25		2.2 MGD STP Vasant Kunj(Old)	Extended Aeration	DJB	-	-	50	30	250	50	5	-	11.10.2024	-	7.40	7.60	408	25	230	10.8	698	62	71.0	1.2	1.8	1.0	2.4	0.8	24x10^18	11x10^8					
26		3MGD STP Vasant Kunj(New)	Extended Aeration	DJB	-	-	30	20	250	50	5	-	11.10.2024	-	7.30	7.30	370	20	265	12	633	53	89.0	4.6	2.3	0.5	2	0.4	24x10^18						
27		2.2 MGD STP Delhi Gate-I	Biofor and dansadeg	Degramoent	-	-	15	10	50	5	2	-	17.10.2024	-	7.20	7.40	240	8	225	10.3	472	39	42.0	3.0	2.2	0.5	2.4	0	24x10^18	24x10^6					
28		15 MGD STP delhi Gate-II	Biofor and dansadeg	Degramoent	-	Chlorination	10	10	50	5	2	230	17.10.2024	-	7.50	7.60	268	6	300	6	394	30	38.0	2.0	1.7	0.0	2	0	24x10^18	2400					
29		2.2 MGD STP S.H.N	Biofor and dansadeg	Degramoent	-	-	15	10	50	5	2	-	17.10.2024	-	7.30	7.20	284	7	219	6.3	520	54	44.0	4.0	2.6	0.0	2.8	0	24x10^18	35x10^5					
30	Pappankalan	20MGD Ph-I STP Pappankalan	ASP	SUBHASH INFRA PVT. LTD	-	-	50	30	250	50	5	-	27.12.2024		7.21	7.61	316	27	-	-	520	52	30.0	0.2	2.6	2.3	2.2	0					Plant is under Rehabilitation	Dwarka Sector-7, Dwarka Sector 11, Dwarka Sector 16, Dawrka Sector 24,	Palam, Dwarka, Matiala, Mahavir enclave, Dhoolsairas, Bamdoli
31		20MGD Ph-II STP Pappankalan	ASP	VA-TECH WABAG LTD.	Media Filtration	Chlorination	10	10	50	5	2	230	28.12.2024		7.21	7.43	316	16	-	-	520	33	30.0	2.3	2.6	2.8	2.2	0							
32		5MGD STP Najafgarh	ASP	Ayaappa Pvt.Ltd.	-	-	50	30	250	50	5	-	24.12.2024	-	7.36	7.34	506	7	325	3	692	20	43.0	0.2	3.8	2.0	0.8	Nil					Plant Under Rehabilitation	25MGD Najafgarh SPS	Najafgarh, Nangli Sakravati, roshanpura
33	Rithala	40MGD Ph-I STP Rithala	ASP	Ms WA TECH BABAG LTD.	Disc Filter	UV	10	10	50	5	2	100	29.12.2024	35.94	7.48	7.68	288	9	145	8	371	34	23.0	1.0	3.8	0.8	2	0.4	-	-	-	-	Plant Under trial run		
34		40MGD Ph-II STP Rithala	ASP	SUEZ India Pvt. Ltd.	Disc Filter	UV	10	10	50	5	2	230	29.12.2024	41.17	7.48	7.65	272	8	145	7	368	33	23.0	2.0	4.2	0.6	2.4	0.8	-	-	-	-			
35	Rohini Sec-25	15MGD STP Sec-25 Rohini	ASP	Ms Dinesh Chandra Rohini project pvt. Ltd.	-	-	50	30	250	50	5	-	29.12.2024	10.42	6.82	7.05	380	8	181	5	456	24	20.0	0.2	3.8	1.5	-	-	-	-	-	-			
36	Yamuna Vihar	10MGD Phase-I Yamuna Vihar	ASP	DJB	-	-	50	30	250	50	5	-	29.12.2024	10.55	7.20	7.50	336	26	198	18	540	55	32.0	18.0	3.5	1.2	4.2	1.4	12x10^12	15x10^6	27x10^11	23x10^5		Ghonda-I SPS, Ghonda – II SPS, Zafrabad SPS, Brahampuri SPS Yamuna Vihar SPS, Ghonda-I SPS Ghonda – II SPS, Zafrabad SPS Brahampuri SPS, Yamuna Vihar SPS	Ghonda,Gamri,Gamri Village, Brahampuri, Ghonda and its adjoining area, Zafrabad and its adjoining area, Gaurampuri,Brahampuri and its adjoining area,Kardampuri, Yamuna Vihar and its adjoining area Ghonda,Gamri,Gamri Village,Brahampuri, Ghonda and its adjoining area, Zafrabad and its adjoining area, Gaurampuri,Brahampuri and its adjoining area, Kardampuri, Yamuna Vihar and its adjoining area Ghonda,Gamri,Gamri Village, Brahampuri, Ghonda and its adjoining area, Ram Nagar, Mahalaxmi and its adjoining area Yamuna Vihar
37		10MGD Phase-II Yamuna Vihar	ASP(IFAS)	M/s SIPL-RKC JV	Disc Filter	UV	10	10	50	5	2	230	29.12.2024	14.4	7.20	7.60	284	24	169	15	486	46	30.0	12.0	3.2	0.7	3.8	1	16x10^12	120	11x10^11	75			
38		25 MGD Phase-III Yamuna Vihar	ASP	M/s Joly & joly	-	-	30	20	250	50	5	-	29.12.2024	27.55	7.20	7.60	404	27	242	17	694	58	36.0	24.0	4.0	1.8	5.8	2.4	11x10^15	12x10^7	44x10^13	19x10^6			

	Plant not meeting standard as per paint parameter
	Plant not meeting standard as per DPCC norms
	BDL: Below detection limit
	ND: Not Detectable

Operational plant	38	Plant under DJB (O&M)	10
Plant Under rehabilitation	4	Plant under Pvt. (O&M)	28

Plant out of order	3	Plant out of order	3
Outlet Sample collected	35	Outlet Sample collected	35
Plant Under Unfit (As per design	8	Plant Under Unfit (As per DPCC)	21
Plant Under fit	27	Plant Under fit	14
%Unfit	23	%Unfit	60
%fit	77	%fit	40

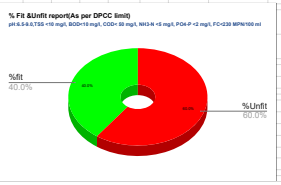

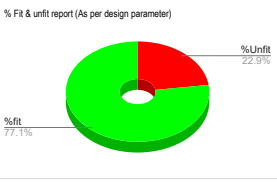

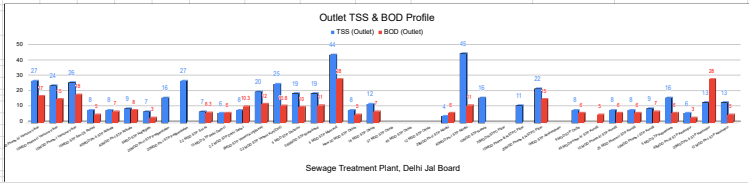

DELHI JAL BOARD

DAILY ANALYSIS REPORT OF ALL SEWAGE TREATMENT PLANT

DATE OF ANALYSIS : 30.12.2024

S.No.	Lab	Plant	Technology	Operator	Tertiary System	Disinfectent Type	Design Parameter(mg/l) TSS	BOD	COD	Ammonical-N	Phosphate-P	Outlet MPN (F.Coli) 100ml	Date of Analysis	Average Daily Flow (MGD)	pH (inlet) -	pH (oulet) -	TSS (inlet) mg/l	TSS (outlet) mg/l	BOD (inlet) mg/l	BOD (outlet) mg/l	COD (inlet) mg/l	COD (outlet) mg/l	Ammonical nitrogen (inlet) mg/l	Ammonical nitrogen (Outlet) mg/l	Ortho phosphate (inlet) mg/l	Ortho phosphate (outlet) mg/l	Sulphide (Inlet) mg/l	Sulphide (Outlet) mg/l	Inlet MPN (T.Coli) 100ml	Outlet MPN (T.Coli) 100ml	Inlet MPN (F.Coli) 100ml	Outlet MPN (F.Coli) 100ml	Remarks	Feed SPS	Command Area
1	Keshopur	12 MGD Ph-I STP Keshopur	ASP	VA-TECH WABAG LTD.	-	Chlorination	30	20	250	50	5	-	30.12.2024	-	7.35	7.20	223	20	140	6	334	22	21	0.7	2.2	2.3	0.5	0	24*10^8	2400	24*10^5	1100		Uttam Nagar SPS Pooseingour SPS Keshopur ISP	Wst Delhi, Patel Nagar, Moti Nagar, Rajouri Graden, Tilak Nagar, Punjabi Bagh, Delhi Cantt, Janakpuri, Paschim Vihar, Uttam Nagar
2		20MGD Ph-II STP Keshopur	ASP	Ayaappa Pvt.Ltd	-	-	30	20	250	50	5	-	30.12.2024	-	7.46	7.31	616	12	215	18	490	32	23.0	4.3	2.8	1.8	0.4	Nil					Plant is under rehabilitation and running with 50% capacity.		
3		40MGD Ph-III STP Keshopur	ASP	Ayaappa Pvt.Ltd	-	-	30	20	250	50	5	-	30.12.2024	-	7.44	7.47	527	8	260	3	630	16	17.5	1.8	2.5	3.0	1.1	Nil					under rehabilitation state and running with 50% capacity.		
4		5 MGD STP Kapashera	SBR	TRIVENI	-	UV	10	10	50	5	2	230	24.12.2024	-	7.34	7.35	691	16	390	6	720	42	53	1.2	4.2	1.8	0.5	Nil						Rajokari SPS, Rankpuri SPS, Kapashera SPS, Dundahera SPS	
5	Kondli	10MGD Phase-I STP Kondli	ASP	Triveni Pvt. Ltd	RGF	Chlorination	10	10	50	5	2	230	30.12.2024	10	7.10	7.60	272	8	135	7	440	15	35.0	4.0	3.6	1.4	6	Nil	24×10^17	21×10^3				Preet Vihar, Jagriti Enclave, Geeta Colony, Mandawali, Kalyanpuri, New Kalyanpuri, Dallupura , Gharoli	Geeta Colony SPS,Preet Vihar,Laxmi Nagar, Nirman Vihar, Dhakar pur, Sweetha Vihar, Jagat puri, anuvrat Nagar,Mandawali, Ashok Vihar, Vinod Nagar,Vishwas Nagar, Surajmal Vihar, Anand Vihar, Vivek Vihar, ,Bhlmi Colony, Dilshad Garden, SeemaPuri, Mansarovar Park, Jagriti Enclave,Geeta Colony,area,Indraprastha Eun. Societies, Mandawali, Pandav Nagar, South Ganesh Nagar, Chander Vihar, Hasan Pur Depot villagehoscloty, Railway colony,Acharya Niketan, Pandav nagar, Mayur Vihar Ph-I & Ph-II, Ashok Vihar, Vinod Nagar, Vishwas Nagar, Surajmal Vihar, Garden, Mandawali SPS, Patparganj, Hirmmatpur, Dallupura Village, Varundhara Enclave,Kondli Village, Gharoli Village, Gharoli Dairy, mayur Vihar Ph-II, Sapera Basti, Papar Market, etc.
6		25 MGD Phase-II STP Kondli	ASP	Triveni Pvt. Ltd	RGF	Chlorination	10	10	50	5	2	230	30.12.2024	25	7.10	7.50	272	9	135	8	440	14	35.0	4.0	3.6	1.4	6	Nil	24×10^17	11×10^5					
7		10 MGD Phase-III STP Kondli	ASP	Triveni Pvt. Ltd	RGF	Chlorination	10	10	50	5	2	230	30.12.2024	10	7.10	7.50	272	9	135	8	440	14	35.0	2.5	3.6	1.2	6	Nil	24×10^17	11×10^5			-		
8		45 MGD Phase-IV STP Kondli	ASP(IFAS)	Ayaappa Pvt.Ltd	Disc Filter	UV	10	10	50	5	2	230	30.12.2024	45	7.10	7.40	292	7	138	6	450	18	35.0	6.0	3.5	1.4	5.6	Nil	24×10^17	46×10^4					
9		9 MGD STP Chilla	Combitreat-ISBR	HNB Engineers		Chlorination	10	10	50	5	2	230	07.10.2024	9	6.80	7.30	354	8	138	6	424	14	35.0	0.6	3.8	1.5	6.8	Nil						Ghazipur drain	
10		1MGD STP Akshardham	MBR	M/s Toshiba Water Solution Pvt. Ltd.	Membrane Filtration	Chlorination	1	2	50	5	2	230	16.09.2024	1	6.90	7.60	310	BDL	140	BDL	390	6	32.0	Nil	2.5	Nil	6.4	Nil	11×10^17	150				Akshardham SPS	Sports Complex
11	N.S.T.P.C.Pillar	20MGD Phase-II NSTPC Pillar	ASP	DRA Infracom Pvt.Ltd.	-	UV (Not Started)	50	30	250	50	5	-	30.12.2024	4	7.10	7.50	356	17	224	11	435	24	16.0	0.5	2.5	1.0	1.6	0.8					Half stream of plant is Under Rehabilitation		
12		10MGD Phase-III NSTPC Pillar	ASP	DRA Infracom Pvt.Ltd.	-	UV (Not Started)	50	30	250	50	5	-	30.12.2024	-	7.10	7.40	184	12	84	06	260	18	20.0	0.6	2.5	1.5	1.9	0.4							
13		70MGD NSTPC Pillar	ASP	L&T Construction and PASSAVANT (JV)	-	Chlorination	10	10	50	5	2	230	30.12.2024	36.5	7.20	7.30	528	13	333	05	719	16	32.0	0.4	4.2	1.1	2.5	0.6					Poly dosing		
14		10MGD STP Narela	ASP	DRA Infracom Pvt. Ltd.	-	UV (Not Started)	50	30	250	50	5	-	30.12.2024	9.6	7.30	7.50	106	12	50	04	202	20	37.0	0.9	3.9	3.5	3.2	0.9							
15	Nilothi	40MGD Ph-I STP Nilothi	ASP	SUBHASH INFRA PVT. LTD	-	-	50	30	250	50	5	-	28.12.2024	-	7.50	7.80	338	45	140	11	457	-	28.0	20.0	3.5	3.2	1.4	Nil					under rehabilitation state and running with 50% capacity.	Pratibha SPS, Bakkarwala SPS, Sayyad nangloi SPS	
16		20MGD Ph-II STP Nilothi	ASP	VEOLIA INDIA	Disc Filter	Chlorination	10	10	50	5	2	230	28.12.2024	-	7.50	7.70	364	4	115	6	677	-	36.0	20.0	3.6	1.0	1	Nil						DDA SPS,IST New SPS, Sayyad nangloi SPS	
17	Okhla	12 MGD STP Okhla	ASP	DJB	-	-	50	30	250	50	5	-	-	-	-	-	-	-	-	-	-	-	-	-	-	-	-	-	-	-	-	-	Plant not in operation	Kilokri, Ring Road, Andrewa Ganj, Pragati Vihar, Sarita Vihar, Tuglakabad, Batla House, Jasola Vihar, East of Kailash, Sukhdev Vihar, Modi Mill – 1, Modi Mill – 1, Sarita Vihar A- Block, Okhla Vihar, Tehkhand SPS, Tigri SPS	Kilokri, Ring Road, Andrewa Ganj, Pragati Vihar, Sarita Vihar, Tuglakabad, Batla House, Jasola Vihar, East of Kailash, Sukhdev Vihar, Modi Mill – 1, Modi Mill – 1, Sarita Vihar A- Block, Okhla Vihar, Tehkhand SPS, Tigri SPS
18		45 MGD STP Okhla	ASP	DJB	-	-	50	30	250	50	5	-	-	-	-	-	-	-	-	-	-	-	-	-	-	-	-	-	-	-	-	-	Plant not in operation		
19		37 MGD STP Okhla	ASP	DJB	-	-	50	30	250	50	5	-	-	-	-	-	-	-	-	-	-	-	-	-	-	-	-	-	-	-	-	-	Plant not in operation		
20		16 MGD STP Okhla	ASP	DJB	-	-	50	30	250	50	5	-	26.12.2024	-	7.20	7.50	192	12	180	7	-	-	40.0	16.0	2.1	0.9							PAC Dosing		
21		New 30 MGD STP Okhla	ASP	SUEZ India Pvt. Ltd.	-	-	10	10	50	5	2	-	26.12.2024	-	7.10	7.50	350	8	210	5	-	-	44.0	3.0	2.4	0.0									
22		8 MGD STP Mehrauli	Extended Aeration	DJB	-	-	50	30	250	50	5	-	11.10.2024	-	7.30	7.60	490	44	260	28	690	110	21.0	23.6	1.9	1.1	2.8	1.2	24×10^18	24×10^10					
23		3.66MGD STP Molarband	Fluidized Aerobic Bed	DJB	-	-	30	20	250	50	5	-	15.08.2024	-	7.20	7.40	556	19	320	11	770	45	43.0	34.0	2.1	1.2	6.8	0.4	24×10^18	93					
24		5 MGD STP Ghitorini	ASP	DJB	-	-	30	20	250	50	5	-	17.10.2024	-	7.60	7.30	284	19	260	10	519	46	20.0	0.3	2.5	1.1	2.4	0.4							
25		2.2 MGD STP Vasant Kunj(Old)	Extended Aeration	DJB	-	-	50	30	250	50	5	-	11.10.2024	-	7.40	7.60	408	25	230	10.8	698	62	71.0	1.2	1.8	1.0	2.4	0.8	24×10^18	11×10^8					
26		3MGD STP Vasant Kunj(New)	Extended Aeration	DJB	-	-	30	20	250	50	5	-	11.10.2024	-	7.30	7.30	370	20	265	12	633	53	89.0	4.6	2.3	0.5	2	0.4	24×10^18						
27		2.2 MGD STP Delhi Gate-I	Biofor and dansadeg	Degramoent	-	-	15	10	50	5	2	-	17.10.2024	-	7.20	7.40	240	8	225	10.3	472	39	42.0	3.0	2.2	0.5	2.4	0	24×10^18	24×10^6					
28		15 MGD STP delhi Gate-II	Biofor and dansadeg	Degramoent	-	Chlorination	10	10	50	5	2	230	17.10.2024	-	7.50	7.60	268	6	300	6	394	30	38.0	2.0	1.7	0.0	2	0	24×10^18	2400					
29		2.2 MGD STP S.H.N	Biofor and dansadeg	Degramoent	-	-	15	10	50	5	2	-	17.10.2024	-	7.30	7.20	284	7	219	6.3	520	54	44.0	4.0	2.6	0.0	2.8	0	24×10^18	35x10^5					
30	Pappankalan	20MGD Ph-I STP Pappankalan	ASP	SUBHASH INFRA PVT. LTD	-	-	50	30	250	50	5	-	30.12.2024	-	7.48	7.62	224	20	-	-	374	64	35.0	0.1	2.7	2.5	4.5	0			26×10^7	2400	Plant is under Rehabilitation	Dwarka Sector-7, Dwarka Sector 11, Dwarka Sector 16, Dawrka Sector 24,	Palam, Dwarka, Matiala, Mahavir enclave, Dhoolsairas, Bamdoli
31		20MGD Ph-II STP Pappankalan	ASP	VA-TECH WABAG LTD.	Media Filtration	Chlorination	10	10	50	5	2	230	30.12.2024	-	7.48	7.27	224	15	-	-	374	22	35.0	2.0	2.7	2.3	4.5	0			26×10^7	460			
32		5MGD STP Najafgarh	ASP	Ayaappa Pvt.Ltd.	-	-	50	30	250	50	5	-	24.12.2024	-	7.36	7.34	506	7	325	3	692	20	43.0	0.2	3.8	2.0	0.8	Nil					Plant Under Rehabilitation	25MGD Najafgarh SPS	Najafgarh, Nangli Sakravati, roshanpura
33	Rithala	40MGD Ph-I STP Rithala	ASP	Ms WA TECH BABAG LTD.	Disc Filter	UV	10	10	50	5	2	100	30.12.2024	31.97	7.36	7.56	256	8	140	7	348	32	18.0	2.0	3.3	0.7	2.4	0.8	-	-	-	-	Plant Under trial run		
34		40MGD Ph-II STP Rithala	ASP	SUEZ India Pvt. Ltd.	Disc Filter	UV	10	10	50	5	2	230	30.12.2024	43.51	7.38	7.52	432	9	198	8	508	33	23.0	5.0	4.0	0.7	3.2	0.4	-	-	-	-			
35	Rohini Sec-25	15MGD STP Sec-25 Rohini	ASP	Ms Dinesh Chandra Rohini project pvt. Ltd.	-	-	50	30	250	50	5	-	30.12.2024	9.61	7.10	7.14	308	15	171	9	424	40	30.0	0.2	4.5	2.0	-	-	-	-	24x10^8+	2400+			
36	Yamuna Vihar	10MGD Phase-I Yamuna Vihar	ASP	DJB	-	-	50	30	250	50	5	-	30.12.2024	9.92	7.30	7.60	316	22	177	14	474	34	35.0	20.0	3.2	1.6	4.8	1.2	21×10^12	15x10^6	11x10^11	14x10^5		Ghonda-I SPS, Ghonda – II SPS, Zafrabad SPS, Brahampuri SPS	Ghonda,Gamri,Gamri Village, Brahampuri, Ghonda and its adjoining area
37		10MGD Phase-II Yamuna Vihar	ASP(IFAS)	M/s SIPL-RKC JV	Disc Filter	UV	10	10	50	5	2	230	30.12.2024	14.25	7.20	7.60	300	16	161	9	454	28	32.0	14.0	3.0	1.5	4.2	1	15x10^12	150	44x10^11	64		Yamuna Vihar SPS, Ghonda-I SPS Ghonda – II SPS, Zafrabad SPS Brahampuri SPS, Yamuna Vihar SPS	Ghonda,Gamri,Gamri Village, Brahampuri, Ghonda and its adjoining area, Kardampuri, Yamuna Vihar and its adjoining area, Ghonda,Gamri,Gamri Village, Brahampuri, Ghonda and its adjoining area, Yamuna Vihar
38		25 MGD Phase-III Yamuna Vihar	ASP	M/s Joly & joly	-	-	30	20	250	50	5	-	30.12.2024	27.36	7.20	7.60	344	24	240	17	520	36	46.0	28.0	3.8	2.0	5	2	11x10^15	21x10^7	21x10^13	11x10^6			

	Plant not meeting standard as per paint parameter	BDL: Below detection limit	
	Plant not meeting standard as per DPCC norms	ND: Not Detectable	

Operational plant	38	Plant under DJB (O&M)	10
Plant Under rehabilitation	4	Plant under Pvt. (O&M)	28

Plant out of order	3	Plant out of order	3
Outlet Sample collected	35	Outlet Sample collected	35
Plant Under Unfit (As per design	10	Plant Under Unfit (As per DPCC)	23
Plant Under fit	25	Plant Under fit	12
%Unfit	29	%Unfit	66
%fit	71	%fit	34

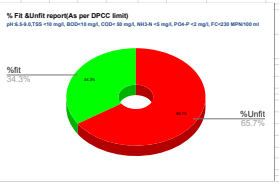

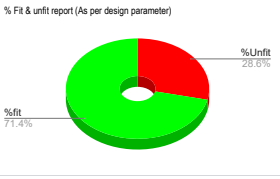

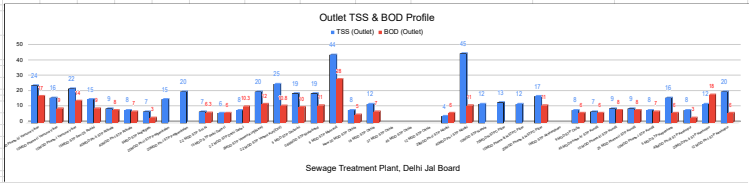

DELHI JAL BOARD

DAILY ANALYSIS REPORT OF ALL SEWAGE TREATMENT PLANT

DATE OF ANALYSIS : 31.12.2024

S.No.	Lab	Plant	Technology	Operator	Tertiary System	Disinfectent Type	Design Parameter(mg/l) TSS	BOD	COD	Ammonical-N	Phosphate-P	Outlet MPN (F.Coli) 100ml	Date of Analysis	Average Daily Flow (MGD)	pH (inlet)	pH (oulet)	TSS (inlet)	TSS (outlet)	BOD (inlet)	BOD (outlet)	COD (inlet)	COD (outlet)	Ammonical nitrogen (inlet)	Ammonical nitrogen (Outlet)	Ortho phosphate (inlet)	Ortho phosphate (outlet)	Sulphide (Inlet)	Sulphide (Outlet)	Inlet MPN (T.Coli) 100ml	Outlet MPN (T.Coli) 100ml	Inlet MPN (F.Coli) 100ml	Outlet MPN (F.Coli) 100ml	Remarks	Feed SPS	Command Area
															-	-	mg/l	mg/l	mg/l	mg/l	mg/l	mg/l	mg/l	mg/l	mg/l	mg/l	mg/l	mg/l							
1	Keshopur	12 MGD Ph-I STP Keshopur	ASP	VA-TECH WABAG LTD.	-	Chlorination	30	20	250	50	5	-	31.12.2024	-	7.25	7.32	234	11	142	4	310	17	21	0.7	2.8	3.2	2.1	Nil						Uttam Nagar SPS Pusawgiyur SPS Keshopur ISP	Wst Delhi, Patel Nagar, Moti Nagar, Rajouri Graden, Tilak Nagar, Punjabi Bagh, Delhi Cantt, Janakpuri, Paschim Vihar, Uttam Nagar
2		20MGD Ph-II STP Keshopur	ASP	Ayaappa Pvt.Ltd	-	-	30	20	250	50	5	-	31.12.2024	-	7.43	7.34	609	11	235	13	608	25	23.0	4.8	2.5	4.2	0.6	Nil	24×10^8	11×10^3	24×10^6	2400	Plant is under rehabilitation and running with 50% capacity.		
3		40MGD Ph-III STP Keshopur	ASP	Ayaappa Pvt.Ltd	-	-	30	20	250	50	5	-	31.12.2024	-	7.40	7.54	516	10	250	4	619	14	15	1.8	3.0	2.5	1.7	Nil	24×10^9	24×10^5	24×10^7	24×10^4	under rehabilitation state and running with 50% capacity.		
4		5 MGD STP Kapashera	SBR	TRIVENI	-	UV	10	10	50	5	2	230	24.12.2024	-	7.34	7.35	691	16	390	6	720	42	53	1.2	4.2	1.8	0.5	Nil						Rajokari SPS, Rankpuri SPS, Kapashera SPS, Dundahera SPS	
5	Kondli	10MGD Phase-I STP Kondli	ASP	Triveni Pvt. Ltd	RGF	Chlorination	10	10	50	5	2	230	31.12.2024	10	7.10	7.50	294	9	140	8	450	18	38.0	3.5	4.0	1.2	6.2	Nil						Preet Vihar, Jagriti Enclave, Geeta Colony, Mandawali, Kalyanpuri, New Kalyanpuri, Dallupura , Gharoli	Geeta Colony SPS,Preet Vihar,Laxmi Nagar, Nirman Vihar, Dhakar pur, Seelampur Vihar, Jagat puri, around Mandawali-Pandav Nagar, Kondli Gharoli, Surajmal Vihar, Vishwas Nagar, Surajmal Vihar, Anand Vihar, Vivek Vihar, ,Bhim Colony, Dilshad Garden, SeemaPuri, Mansarovar Park, Jagriti Enclave,Geeta Colony,area,Indraprastha Eun. Societies, Mandawali, Pandav Nagar, South Ganesh Nagar, Chander Vihar, Hasan Pur Depot villagehoiccoly, Railway Colony,Acharya Niketan, Pandav nagar, Mayur Vihar Ph-I & Ext., Patparganj Industrial Area, Laxmi Nagar, Shakar Pur Garden, Mandawali SPS, Patparganj, Hirmmatpur, Dallupura Village, Varundhara Enclave,Kondli Village, Gharoli Village, Gharoli Dairy, mayur Vihar Ph-II, Sapera Basti, Papar Market, etc.
6		25 MGD Phase-II STP Kondli	ASP	Triveni Pvt. Ltd	RGF	Chlorination	10	10	50	5	2	230	31.12.2024	25	7.10	7.40	294	8	140	6	450	10	38.0	2.0	4.0	0.8	6.2	Nil							
7		10 MGD Phase-III STP Kondli	ASP	Triveni Pvt. Ltd	RGF	Chlorination	10	10	50	5	2	230	31.12.2024	10	7.10	7.40	294	8	140	6	450	10	38.0	2.0	4.0	0.8	6.2	Nil						-		
8		45 MGD Phase-IV STP Kondli	ASP(IFAS)	Ayaappa Pvt.Ltd	Disc Filter	UV	10	10	50	5	2	230	31.12.2024	45	7.10	7.50	310	9	145	7	430	16	35.0	5.0	4.5	1.4	6.4	Nil							
9		9 MGD STP Chilla	Combitreat-ISBR	HNB Engineers		Chlorination	10	10	50	5	2	230	07.10.2024	9	6.80	7.30	354	8	138	6	424	14	35.0	0.6	3.8	1.5	6.8	Nil						Ghazipur drain	
10		1MGD STP Akshardham	MBR	M/s Toshiba Water Solution Pvt. Ltd.	Membrane Filtration	Chlorination	1	2	50	5	2	230	16.09.2024	1	6.90	7.60	310	BDL	140	BDL	390	6	32.0	Nil	2.5	Nil	6.4	Nil	11×10^17	150				Akshardham SPS	Sports Complex
11	N.S.T.P.C.Pillar	20MGD Phase-II NSTPC Pillar	ASP	DRA Infracom Pvt.Ltd.	-	UV (Not Started)	50	30	250	50	5	-	31.12.2024	4	6.90	7.10	374	17	264	12	724	32	16.0	0.7	2.2	2.0	1.5	0.6						Half stream of plant is Under Rehabilitation		
12		10MGD Phase-III NSTPC Pillar	ASP	DRA Infracom Pvt.Ltd.	-	UV (Not Started)	50	30	250	50	5	-	31.12.2024	2.5	7.20	6.90	192	15	105	10	294	23	20.0	0.5	2.7	1.5	1.9	0.6								
13		70MGD NSTPC Pillar	ASP	L&T Construction and PASSAVANT (JV)	-	Chlorination	10	10	50	5	2	230	31.12.2024	26.3	7.20	7.00	412	08	307	04	872	15	37.0	0.4	4.0	1.7	2.3	0.2						Poly dosing		
14		10MGD STP Narela	ASP	DRA Infracom Pvt. Ltd.	-	UV (Not Started)	50	30	250	50	5	-	30.12.2024	9.6	7.30	7.50	106	12	50	04	202	20	37.0	0.9	3.9	3.5	3.2	0.9								
15	Nilothi	40MGD Ph-I STP Nilothi	ASP	SUBHASH INFRA PVT. LTD	-	-	50	30	250	50	5	-	31.12.2024	-	7.50	7.70	340	11	170	9	620	-	28.0	8.0	3.2	3.0	1.4	Nil						under rehabilitation state and running with 50% capacity.	Pratibha SPS, Bakkarwala SPS, Sayyad nangloi SPS	
16		20MGD Ph-II STP Nilothi	ASP	VEOLIA INDIA	Disc Filter	Chlorination	10	10	50	5	2	230	31.12.2024	-	7.60	7.50	458	6	165	4	435	-	32.0	12.0	3.2	1.0	1.2	Nil							DDA SPS,IST New SPS, Sayyad nangloi SPS	
17	Okhla	12 MGD STP Okhla	ASP	DJB	-	-	50	30	250	50	5	-	-	-	-	-	-	-	-	-	-	-	-	-	-	-	-	-	-	-	-	-	Plant not in operation	Kilokri, Ring Road, Andrewa Ganj, Pragati Vihar, Sarita Vihar, Tuglakabad, Batla House, Jasola Vihar, East of Kailash, Sukhdev Vihar, Modi Mill – 1, Modi Mill – 1, Sarita Vihar A- Block, Okhla Vihar, Tehkhand SPS, Tigri SPS	Kilokri, Ring Road, Andrewa Ganj, Pragati Vihar, Sarita Vihar, Tuglakabad, Batla House, Jasola Vihar, East of Kailash, Sukhdev Vihar, Modi Mill – 1, Modi Mill – 1, Sarita Vihar A- Block, Okhla Vihar, Tehkhand SPS, Tigri SPS
18		45 MGD STP Okhla	ASP	DJB	-	-	50	30	250	50	5	-	-	-	-	-	-	-	-	-	-	-	-	-	-	-	-	-	-	-	-	-	Plant not in operation		
19		37 MGD STP Okhla	ASP	DJB	-	-	50	30	250	50	5	-	-	-	-	-	-	-	-	-	-	-	-	-	-	-	-	-	-	-	-	-	Plant not in operation		
20		16 MGD STP Okhla	ASP	DJB	-	-	50	30	250	50	5	-	26.12.2024	-	7.20	7.50	192	12	180	7	-	-	40.0	16.0	2.1	0.9							PAC Dosing		
21		New 30 MGD STP Okhla	ASP	SUEZ India Pvt. Ltd.	-	-	10	10	50	5	2	-	26.12.2024	-	7.10	7.50	350	8	210	5	-	-	44.0	3.0	2.4	0.0									
22		8 MGD STP Mehrauli	Extended Aeration	DJB	-	-	50	30	250	50	5	-	11.10.2024	-	7.30	7.60	490	44	260	28	690	110	21.0	23.6	1.9	1.1	2.8	1.2	24×10^18	24×10^10						
23		3.66MGD STP Molarband	Fluidized Aerobic Bed	DJB	-	-	30	20	250	50	5	-	15.08.2024	-	7.20	7.40	556	19	320	11	770	45	43.0	34.0	2.1	1.2	6.8	0.4	24×10^18	93						
24		5 MGD STP Ghitorini	ASP	DJB	-	-	30	20	250	50	5	-	17.10.2024	-	7.60	7.30	284	19	260	10	519	46	20.0	0.3	2.5	1.1	2.4	0.4								
25		2.2 MGD STP Vasant Kunj(Old)	Extended Aeration	DJB	-	-	50	30	250	50	5	-	11.10.2024	-	7.40	7.60	408	25	230	10.8	698	62	71.0	1.2	1.8	1.0	2.4	0.8	24×10^18	11×10^8						
26		3MGD STP Vasant Kunj(New)	Extended Aeration	DJB	-	-	30	20	250	50	5	-	11.10.2024	-	7.30	7.30	370	20	265	12	633	53	89.0	4.6	2.3	0.5	2	0.4	24×10^18							
27		2.2 MGD STP Delhi Gate-I	Biofor and dansadeg	Degramoent	-	-	15	10	50	5	2	-	17.10.2024	-	7.20	7.40	240	8	225	10.3	472	39	42.0	3.0	2.2	0.5	2.4	0	24×10^18	24×10^6						
28		15 MGD STP delhi Gate-II	Biofor and dansadeg	Degramoent	-	Chlorination	10	10	50	5	2	230	17.10.2024	-	7.50	7.60	268	6	300	6	394	30	38.0	2.0	1.7	0.0	2	0	24×10^18	2400						
29		2.2 MGD STP S.H.N	Biofor and dansadeg	Degramoent	-	-	15	10	50	5	2	-	17.10.2024	-	7.30	7.20	284	7	219	6.3	520	54	44.0	4.0	2.6	0.0	2.8	0	24×10^18	35x10^5						
30	Pappankalan	20MGD Ph-I STP Pappankalan	ASP	SUBHASH INFRA PVT. LTD	-	-	50	30	250	50	5	-	31.12.2024	-	7.42	7.54	254	21	-	-	425	57	35.0	0.1	3.0	1.7	3	0						Plant is under Rehabilitation	Dwarka Sector-7, Dwarka Sector 11, Dwarka Sector 16, Dawrka Sector 24,	Palam, Dwarka, Matiala, Mahavir enclave, Dhoolsairas, Bamdoli
31		20MGD Ph-II STP Pappankalan	ASP	VA-TECH WABAG LTD.	Media Filtration	Chlorination	10	10	50	5	2	230	31.12.2024	-	7.42	7.31	254	12	-	-	425	26	35.0	1.3	3.0	2.7	3	0								
32		5MGD STP Najafgarh	ASP	Ayaappa Pvt.Ltd.	-	-	50	30	250	50	5	-	24.12.2024	-	7.36	7.34	506	7	325	3	692	20	43.0	0.2	3.8	2.0	0.8	Nil						Plant Under Rehabilitation	25MGD Najafgarh SPS	Najafgarh, Nangli Sakravati, roshanpura
33	Rithala	40MGD Ph-I STP Rithala	ASP	Ms WA TECH BABAG LTD.	Disc Filter	UV	10	10	50	5	2	100	31.12.2024	35.63	7.46	7.62	256	10	130	9	323	36	22.0	4.0	3.7	0.8	3.2	1.2	-	-	24 x 10^7+	160	Plant Under trial run		
34		40MGD Ph-II STP Rithala	ASP	SUEZ India Pvt. Ltd.	Disc Filter	UV	10	10	50	5	2	230	31.12.2024	40.47	7.44	7.64	232	8	133	7	326	34	21.0	6.0	3.9	0.7	2.8	1.2	-	-	24 x 10^7+	44			
35	Rohini Sec-25	15MGD STP Sec-25 Rohini	ASP	Ms Dinesh Chandra Rohini project pvt. Ltd.	-	-	50	30	250	50	5	-	31.12.2024	9.17	7.15	7.21	376	12	182	8	456	32	25.0	0.2	5.0	2.5	-	-	-	-	-	-			
36	Yamuna Vihar	10MGD Phase-I Yamuna Vihar	ASP	DJB	-	-	50	30	250	50	5	-	31.12.2024	10.2	7.20	7.50	388	23	240	16	572	53	33.0	22.0	3.4	1.2	4.6	1.4	29x10^12	15x10^6	16x10^11	11x10^5		Ghonda-I SPS, Ghonda – II SPS, Zafrabad SPS, Brahampuri SPS	Ghonda,Gamri,Gamri Village, Brahampuri, Ghonda and its adjoining area
37		10MGD Phase-II Yamuna Vihar	ASP(IFAS)	M/s SIPL-RKC JV	Disc Filter	UV	10	10	50	5	2	230	31.12.2024	14.1	7.30	7.60	308	24	195	14	411	54	30.0	15.0	3.2	1.0	4	1.2	75x10^12	150	11x10^11	64		Yamuna Vihar SPS, Ghonda-I SPS Ghonda – II SPS, Zafrabad SPS Brahampuri SPS, Yamuna Vihar SPS	Ghonda,Gamri,Gamri Village, Brahampuri, Ghonda and its adjoining area, Kardampuri, Yamuna Vihar and its adjoining area Ghonda,Gamri,Gamri Village, Brahampuri, Ghonda and its adjoining area, Ram Nagar, Mahalwa and its adjoining area Yamuna Vihar
38		25 MGD Phase-III Yamuna Vihar	ASP	M/s Joly & joly	-	-	30	20	250	50	5	-	31.12.2024	27.36	7.10	7.60	456	27	288	16	731	60	35.0	24.0	4.0	2.2	5.6	2.4	11x10^15	21x10^7	21x10^13	16x10^6			

	Plant not meeting standard as per paint parameter	BDL: Below detection limit	
	Plant not meeting standard as per DPCC norms	ND: Not Detectable	

Operational plant	38	Plant under DJB (O&M)	10
Plant Under rehabilitation	4	Plant under Pvt. (O&M)	28
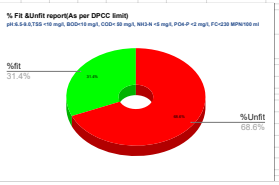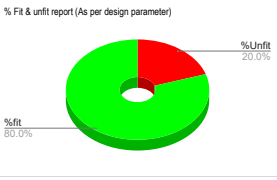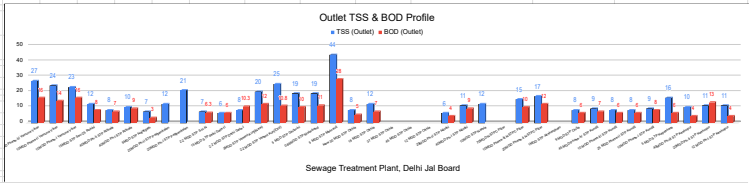
Plant out of order	3	Plant out of order	3
Outlet Sample collected	35	Outlet Sample collected	35
Plant Under Unfit (As per design	7	Plant Under Unfit (As per DPCC)	24
Plant Under fit	28	Plant Under fit	11
%Unfit	20	%Unfit	69
%fit	80	%fit	31