DELHI JAL BOARD

DAILY ANALYSIS REPORT OF ALL SEWAGE TREATMENT PLANT

DATE OF ANALYSIS : 01.06.2025

S.No.	Lab	Plant (STP)	Capacity	Technology	Operator	Tertiary System	Disinfectent Type	Design Parameter(mg/l)					Outlet MPN (F.Coli)	Date of Analysis	Average Daily Flow (MGD)	pH (inlet)	pH (oulet)	TSS (inlet)	TSS (outlet)	BOD (inlet)	BOD (outlet)	COD (inlet)	COD (outlet)	Ammonical nitrogen (Inlet)	Ammonical nitrogen (Outlet)	Ortho phosphate (inlet)	Ortho phosphate (outlet)	Sulphide (Inlet)	Sulphide (Outlet)	Inlet MPN (T.Coli)	Outlet MPN (T.Coli)	Inlet MPN (F.Coli)	Outlet MPN (F.Coli)	Remarks	Feed SPS
			(MGD)					TSS	BOD	COD	Ammonical-N	Phosphate-P	100ml			-	-	mg/l	mg/l	mg/l	mg/l	mg/l	mg/l	mg/l	mg/l	mg/l	mg/l	mg/l	mg/l	100ml	100ml	100ml	100ml		
1	Keshopur	Keshopur Ph-I	12	ASP	VA-TECH WABAG LTD.	-	Chlorination	30	20	250	50	5	230	31.05.2025	-	7.11	7.37	231	1	120	5	284	11	14	1.1	2.5	0.1	10.5	Nil						Uttam Nagar SPS Possangipur SPS Keshopur ISP
2		Keshopur Ph-II	20	ASP	Ayaappa Pvt.Ltd	-	UV (Not Started)	50	30	250	50	5	-	31.05.2025	-	7.20	7.44	355	3	170	6	427	17	19	3.7	4.5	3.0	5.9	Nil	24×10^9	24000	21×10^8	11000	Plant is under rehabilitation and running with 50% capacity.	
3		Keshopur Ph-III	40	ASP	Ayaappa Pvt.Ltd	-	UV (Not Started)	50	30	250	50	5	-	31.05.2025	-	7.45	7.19	308	3	130	7	300	22	21	1.4	4.0	0.2	8.2	Nil					under rehabilitation state and running with 50% capacity.	
4		Kapashera	5	SBR	TRIVENI	-	UV	10	10	50	5	2	230	30.05.2025		7.40	7.70	162	**16**	125	**12**	364	46	40	5.0	4.0	1.2	2.7	0			12×10^12	7500		Rajokari SPS, Rankpuri SPS, Kapashera SPS, Dundahera SPS
5	Kondli	Kondli Ph-I	10	ASP	Triveni Pvt. Ltd	RGF	Chlorination	10	10	50	5	2	230	01.06.2025	10	7.00	7.50	304	7	153	6	436	11	30	1.5	3.0	1.2	5.6	Nil						Preet Vihar, Jagriti Enclave, Geeta Colony, Mandawali, Kalyanpuri, New Kalyanpuri,, Dallupura , Gharoli
6		Kondli Ph-II	25	ASP	Triveni Pvt. Ltd	RGF	Chlorination	10	10	50	5	2	230	01.06.2025	25	7.00	7.40	304	9	153	7	436	14	36	3.5	3.0	1.5	5.6	0.5						
7		Kondli Ph-III	10	ASP	Triveni Pvt. Ltd	RGF	Chlorination	10	10	50	5	2	230	01.06.2025	10	7.00	7.40	304	9	153	7	436	14	30	3.5	3.0	1.5	5.6	0.5					-	
8		Kondli Ph-IV	45	ASP(IFAS)	Ayaappa Pvt.Ltd	Disc Filter	UV	10	10	50	5	2	230	01.06.2025	45	7.10	7.50	332	8	160	8	460	13	32	3.5	3.5	1.5	6.2	Nil						
9		Chilla	9	Combitreat-ISBR	HNB Engineers		not installed, but compliance<=230	10	10	50	5	2	230	05.05.2025	9	6.90	7.50	280	9	163	7	387	11	40	0.5	4.0	0.8	7.2	Nil						Ghazipur drain
10		CWG	1	MBR	M/s Toshiba Water Soluti on Pvt. Ltd.	Membrane Filtration	Chlorination	10	10	50	5	2	230	05.05.2025	1	7.00	7.60	330	BDL	177	0.9	437	8	42	Nil	3.5	Nil	7.6	Nil						
11	N.S.T.P.C.Pillar	Coronation Pillar Ph-II	20	ASP	DRA Infracom Pvt.Ltd.	-	UV (Not Started)	50	30	250	50	5	-	01.06.2025		7.00	7.60	184	9	97	5	232	19	20	0.8	2.5	0.7	4.2	bdl					Half stream of plant is Under Rehabilitation	
12		Coronation Pillar Ph-III	10	ASP	DRA Infracom Pvt.Ltd.	-	UV	10	10	50	5	2	230	01.06.2025		7.40	7.60	122	8	71	4	217	17	17	0.5	2.2	0.6	2	bdl						
13		Coronation New	70	ASP	L&T Construction and PASSAVANT (JV)	-	Chlorination	10	10	50	5	2	230	01.06.2025		7.20	7.70	154	10	85	6	240	18	27	0.7	3.2	0.9	3.7	bdl					Poly dosing	
14		Narela	10	ASP	DRA Infracom Pvt. Ltd.	-	UV	10	10	50	5	2	230	30.05.2025	-	7.20	7.70	188	10	108	5	246	14	35	0.7	3.2	1.0	5.4	bdl						
15	Nilothi	Nilothi Ph-I	40	ASP	SUBHASH INFRA PVT. LTD	-	UV (Not Started)	50	30	250	50	5	-	31.05.2025	-	7.86	8.20	484	6	148	4	-	-	23	0.5	3.3	5.5	1.2	Nil					under rehabilitation state and running with 50% capacity.	Pratibha SPS, Bakkarwala SPS, Sayyad nangloi SPS
16		Nilothi Ph-II	20	ASP	VEOLIA INDIA	Disc Filter	Chlorination	10	10	50	5	2	230	31.05.2025	-	7.62	7.85	302	6	138	8	-	-	24	**17.0**	3.1	1.0	0.96	Nil						DDA SPS,IST New SPS, Sayyad nangloi SPS
17	Okhla	Okhla Ph-V	16	ASP	DJB	-	not installed, but compliance<=230	50	30	250	50	5	230	01.06.2025		7.20	7.40	252	7	240	8.2	-	-	42	3.2	46.0	2.4			21x10^11	46x10^4	21x10^11	24x10^4	**PAC Dosing**	
18		Okhla Ph-VI	30	ASP	SUEZ India Pvt. Ltd.	-	Chlorination	10	10	50	5	2	230	01.06.2025		7.20	7.70	278	5	300	6.3	-	-	46	2.4	3.2	0.9			24x10^14	240	46x10^13	21		
19		Okhla New	124	ASP	SUEZ India Pvt. Ltd.									-	-	-	-	-	-	-	-	-	-	-	-	-	-	-	-	-	-	-	-	Not commissioned,	
20		Mehrauli	5	Extended Aeration	DJB	-	-	50	30	250	50	5	-	21.05.2025	-	7.10	7.50	202	30	340	**46**	420	118	40	26.0	2.6	1.1			24x10^14	11x10^6	24x10^14	11x10^6		
21		Molar band	0.66	Fluidized Aerobic Bed	DJB	-	-	50	30	250	50	5	-	27.05.2025	-	7.20	7.30	138	46	260	**46**	-	-	92	**88.0**	2.4	2.8								
22		Ghitorini	5	ASP	DJB	-	-	30	20	250	50	5	-	21.05.2025	-	7.20	7.40	182	**31**	213	42	-	-	50	36.0	2.6	1.3			15x10^13	46x10^5	15x10^13	46x10^5		
23		Vasant Kunj Ph-I	2.2	Extended Aeration	DJB	-	-	50	30	250	50	5	-	21.05.2025	-	7.20	7.50	482	42	340	**46**	690	129	44	28.0	2.4	1.6			24x10^14	75x10^4	24x10^14	75x10^4		
24		Vasant Kunj Ph-II	3	Extended Aeration	DJB	-	-	50	30	250	50	5	-	21.05.2025	-	7.00	7.40	308	31	350	25	596	84	43	18.0	2.8	1.2			46x10^13	24x10^6	46x10^13	93x10^4		
25		Delhi Gate Ph-I	2.2	Biofor and dansadeg	Degramoent	-	not installed, but compliance<=230	10	10	50	5	2	230	20.05.2025	-	7.20	7.40	230	**12**	265	5	575	18	44	4.8	2.6	2.0					24x10^11	21x10^4		
26		Delhi Gate Ph-II	15	Biofor and dansadeg	Degramoent	-	Chlorination	10	10	50	5	2	230	20.05.2025	-	7.30	7.60	110	**12**	180	5	490	20	3.8	4.8	2.8	**2.4**					24x10^12	2400		
27		SNH drain	2.2	Biofor and dansadeg	Degramoent	-	not installed, but compliance<=230	10	10	50	5	2	230	20.05.2025	-	7.50	7.30	310	8	245	6	570	20	46	3.6	3.0	1.8					24x10^13	93x10^4		
28	Pappankalan	Phappankalan Ph-I	20	ASP	SUBHASH INFRA PVT. LTD	-	UV (Not Started)	50	30	250	50	5	-	31.05.2025	-	7.30	7.50	360	9	218	11.5	572	31	40	15.0	3.0	3.4	3.9	0					Plant is under Rehabilitation	Dwarka Sector-7, Dwarka Sector 11, Dwarka Sector 16, Dawrka Sector 24,
29		Phappankalan Ph-II	20	ASP	VA-TECH WABAG LTD.	Media Filtration	Chlorination	10	10	50	5	2	230	31.05.2025	-	7.30	7.70	360	7	218	7	572	27	40	**12.0**	3.0	**2.7**	3.9	0						
30		Najafgarh	5	ASP	Ayaappa Pvt.Ltd.	-	UV	10	10	50	5	2	230	30.05.2025		7.40	7.60	298	10	150	5	468	22	45	0.8	2.7	1.2	5.3	0			46×10^11	210	Plant Under Rehabilitation	25MGD Najafgarh SPS
31	Rithala	Rithala Ph-I	40	ASP	Ms WA TECH BABAG LTD.	Disc Filter	Chlorination	10	10	50	5	2	100	01.06.2025	44.45	7.26	7.44	288	9	158	8	392	37	23	1.1	3.8	0.9	3.2	0.8	-	-	-	-	Plant Under trial run	
32		Rithala Ph-II	40	ASP	SUEZ India Pvt. Ltd.	Disc Filter	UV	10	10	50	5	2	230	01.06.2025	38.35	7.29	7.48	380	9	197	8	490	38	28	**8.0**	4.2	0.3	2.8	0.8	-	-	-	-		
33	Rohini Sec-25	Rohini	15	ASP	Ms Dinesh Chandra Rohini project pvt. Ltd .	-	UV	10	10	50	5	2	230	01.06.2025	23.15	7.25	7.27	228	8	132	5	336	24	30	2.0	3.5	0.8	-	-	-	-	-	-		
34	Yamuna Vihar	Yamuna Vihar Ph-I	10	ASP	DJB	-	-	50	30	250	50	5	-	01.06.2025	8.25	7.20	7.50	276	19	180	11	436	40	35	22.0	4.2	1.2	4.4	1.4	24x10^13	21x10^6	44x10^11	20x10^5		Ghonda-I SPS, Ghonda – II SPS Zafrabad SPS, Brahampuri SPS Yamuna Vihar SPS, Ghonda-I SPS Ghonda – II SPS, Zafrabad SPS Brahampuri SPS, Yamuna Vihar SPS
35		Yamuna Vihar Ph-II	15	ASP(IFAS)	M/s SIPL-RKC JV	Disc Filter	UV	10	10	50	5	2	230	01.06.2025	15.27	7.20	7.40	296	**16**	194	09	470	50	32	**18.0**	4.0	0.8	3.6	1.2	29x10^12	120	12x10^11	22	Plant Under Rehabilitation	
36		Yamuna Vihar Ph-III	25	ASP	M/s Joly & joly	-	-	30	20	-	-	-	-	01.06.2025	29.5	7.10	7.40	460	**41**	268	**23**	712	108	40	25.0	4.6	2.0	7.6	3.2	24x10^15	29x10^7	29x10^13	28x10^6		
37		Sonia Vihar	7											-	-	-	-	-	-	-	-	-	-	-	-	-	-	-	-	-	-	-	-	Under Construction	
		Total Treatment	**749.26**																																

Plant not meeting standard as per design parameter	BDL: Below detection limit ND: Not Detectable

Total No of operational plant	37
Total No of Plant Under rehabilitation	1
Outlet Sample collected	35
Plant Under Unfit (As per design)	14
Plant Under fit	21
%Unfit	40
%fit	60

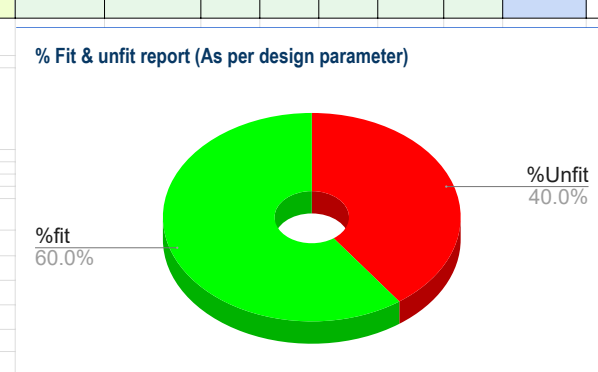

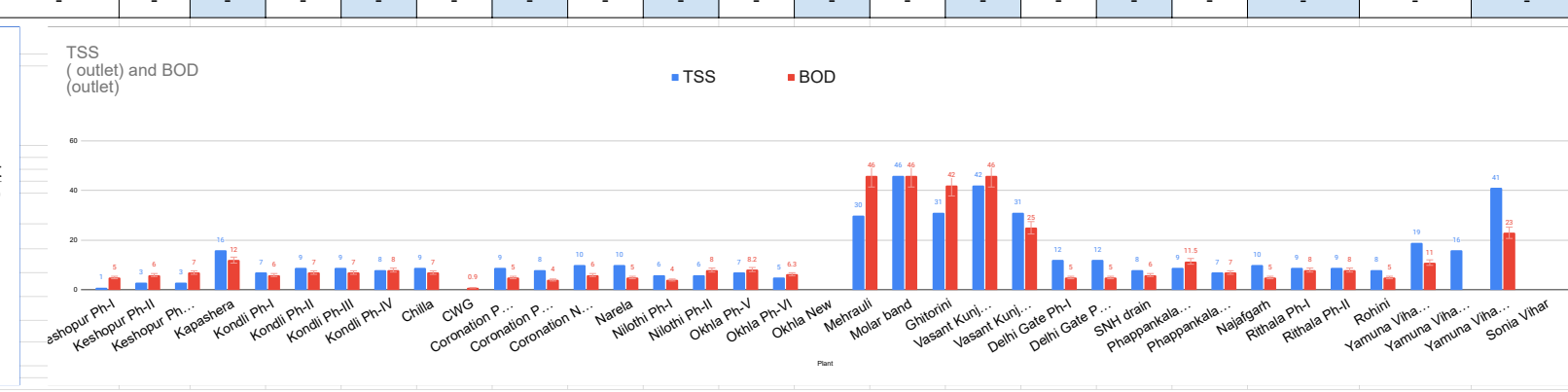

DELHI JAL BOARD

DAILY ANALYSIS REPORT OF ALL SEWAGE TREATMENT PLANT

DATE OF ANALYSIS : 02.06.2025

S.No.	Lab	Plant (STP)	Capacity	Technology	Operator	Tertiary System	Disinfectent Type	Design Parameter(mg/l) TSS	Design Parameter(mg/l) BOD	Design Parameter(mg/l) COD	Design Parameter(mg/l) Ammonical-N	Design Parameter(mg/l) Phosphate-P	Outlet MPN (F.Coli)	Date of Analysis	Average Daily Flow (MGD)	pH (inlet)	pH (oulet)	TSS (inlet)	TSS (outlet)	BOD (inlet)	BOD (outlet)	COD (inlet)	COD (outlet)	Ammonical nitrogen (Inlet)	Ammonical nitrogen (Outlet)	Ortho phosphate (inlet)	Ortho phosphate (outlet)	Sulphide (Inlet)	Sulphide (Outlet)	Inlet MPN (T.Coli)	Outlet MPN (T.Coli)	Inlet MPN (F.Coli)	Outlet MPN (F.Coli)	Remarks	Feed SPS
			(MGD)					TSS	BOD	COD	Ammonical-N	Phosphate-P	100ml			-	-	mg/l	mg/l	mg/l	mg/l	mg/l	mg/l	mg/l	mg/l	mg/l	mg/l	mg/l	mg/l	100ml	100ml	100ml	100ml		
1	Keshopur	Keshopur Ph-I	12	ASP	VA-TECH WABAG LTD.	-	Chlorination	30	20	250	50	5	230	02.06.2025	-	7.18	7.43	90	2	113	2	205	10	30.2	0.4	3.0	0.3	10.5	Nil						Uttam Nagar SPS Possangipur SPS Keshopur ISP
2		Keshopur Ph-II	20	ASP	Ayaappa Pvt.Ltd	-	UV (Not Started)	50	30	250	50	5	-	02.06.2025	-	7.26	7.47	477	2	320	3	609	13	30	1.8	5.0	2.5	5	Nil					Plant is under rehabilitation and running with 50% capacity.	
3		Keshopur Ph-III	40	ASP	Ayaappa Pvt.Ltd	-	UV (Not Started)	50	30	250	50	5	-	02.06.2025	-	7.35	7.42	342	3	202	7	379	18	18.2	1.6	5.0	2.5	7.6	Nil	24×10^10	24×10^6	24×10^9	11×10^4	under rehabilitation state and running with 50% capacity.	
4		Kapashera	5	SBR	TRIVENI	-	UV	10	10	50	5	2	230	30.05.2025		7.40	7.70	162	16	125	12	364	46	40	5.0	4.0	1.2	2.7	0			12×10^12	7500		Rajokari SPS, Rankpuri SPS, Kapashera SPS, Dundahera SPS
5	Kondli	Kondli Ph-I	10	ASP	Triveni Pvt. Ltd	RGF	Chlorination	10	10	50	5	2	230	02.06.2025	10	6.90	7.40	328	9	155	7	477	14	30	2.5	36.0	3.0	6	1.2						Preet Vihar, Jagriti Enclave, Geeta Colony, Mandawali, Kalyanpuri, New Kalyanpuri,, Dallupura , Gharoli
6		Kondli Ph-II	25	ASP	Triveni Pvt. Ltd	RGF	Chlorination	10	10	50	5	2	230	02.06.2025	25	6.90	7.50	328	9	155	8	477	15	30	5.0	3.2	2.0	6	0.8						
7		Kondli Ph-III	10	ASP	Triveni Pvt. Ltd	RGF	Chlorination	10	10	50	5	2	230	02.06.2025	10	6.90	7.50	328	9	155	8	477	15	30	5.0	3.2	2.0	6	0.8					-	
8		Kondli Ph-IV	45	ASP(IFAS)	Ayaappa Pvt.Ltd	Disc Filter	UV	10	10	50	5	2	230	02.06.2025	45	6.90	7.30	338	7	153	6	462	11	32	5.0	3.5	1.8	5.6	Nil						
9		Chilla	9	Combitreat-ISBR	HNB Engineers		not installed, but compliance<=230	10	10	50	5	2	230	05.05.2025	9	6.90	7.50	280	9	163	7	387	11	40	0.5	4.0	0.8	7.2	Nil						Ghazipur drain
10		CWG	1	MBR	M/s Toshiba Water Soluti on Pvt. Ltd.	Membrane Filtration	Chlorination	10	10	50	5	2	230	05.05.2025	1	7.00	7.60	330	BDL	177	0.9	437	8	42	Nil	3.5	Nil	7.6	Nil						
11	N.S.T.P.C.Pillar	Coronation Pillar Ph-II	20	ASP	DRA Infracom Pvt.Ltd.	-	UV (Not Started)	50	30	250	50	5	-	02.06.2025	-	7.30	7.50	172	10	101	05	243	17	19	0.7	2.2	0.7	3.2	1					Half stream of plant is Under Rehabilitation	
12		Coronation Pillar Ph-III	10	ASP	DRA Infracom Pvt.Ltd.	-	UV	10	10	50	5	2	230	02.06.2025	-	7.20	7.60	298	10	129	04	312	19	18	0.7	2.5	0.5	2.7	0.6						
13		Coronation New	70	ASP	L&T Construction and PASSAVANT (JV)	-	Chlorination	10	10	50	5	2	230	02.06.2025	-	7.30	7.70	360	10	136	06	394	16	30	0.5	2.8	0.8	4.2	1					Poly dosing	
14		Narela	10	ASP	DRA Infracom Pvt. Ltd.	-	UV	10	10	50	5	2	230	02.06.2025	-	7.30	7.60	124	10	65	05	172	14	32	0.7	3.5	1.0	3.9	0.9						
15	Nilothi	Nilothi Ph-I	40	ASP	SUBHASH INFRA PVT. LTD	-	UV (Not Started)	50	30	250	50	5	-	02.06.2025	-	7.84	8.13	374	6	190	10	-	-	28	0.5	3.1	5.2	0.88	Nil					under rehabilitation state and running with 50% capacity.	Pratibha SPS, Bakkarwala SPS, Sayyad nangloi SPS
16		Nilothi Ph-II	20	ASP	VEOLIA INDIA	Disc Filter	Chlorination	10	10	50	5	2	230	02.06.2025	-	7.67	7.84	242	8	140	9	-	-	23	15.0	3.0	1.0	0.8	Nil						DDA SPS,IST New SPS, Sayyad nangloi SPS
17	Okhla	Okhla Ph-V	16	ASP	DJB	-	not installed, but compliance<=230	50	30	250	50	5	230	02.06.2025	-	7.10	7.60	258	8	250	6.3	-	-	96	2.8	2.8	1.8								
18		Okhla Ph-VI	30	ASP	SUEZ India Pvt. Ltd.	-	Chlorination	10	10	50	5	2	230	02.06.2025	-	7.20	7.50	374	6	275	5.2	-	-	92	2.6	1.0	0.5								
19		Okhla New	124	ASP	SUEZ India Pvt. Ltd.									-	-	-	-	-	-	-	-	-	-	-	-	-	-	-	-	-	-	-	-	Not commissioned,	
20		Mehrauli	5	Extended Aeration	DJB	-	-	50	30	250	50	5	-	21.05.2025	-	7.10	7.50	202	30	340	46	420	118	40	26.0	2.6	1.1			24x10^14	11x10^6	24x10^14	11x10^6		
21		Molar band	0.66	Fluidized Aerobic Bed	DJB	-	-	50	30	250	50	5	-	27.05.2025	-	7.20	7.30	138	46	260	46	-	-	92	88.0	2.4	2.8								
22		Ghitorini	5	ASP	DJB	-	-	30	20	250	50	5	-	21.05.2025	-	7.20	7.40	182	31	213	42	-	-	50	36.0	2.6	1.3			15x10^13	46x10^5	15x10^13	46x10^5		
23		Vasant Kunj Ph-I	2.2	Extended Aeration	DJB	-	-	50	30	250	50	5	-	21.05.2025	-	7.20	7.50	482	42	340	46	690	129	44	28.0	2.4	1.6			24x10^14	75x10^4	24x10^14	75x10^4		
24		Vasant Kunj Ph-II	3	Extended Aeration	DJB	-	-	50	30	250	50	5	-	21.05.2025	-	7.00	7.40	308	31	350	25	596	84	43	18.0	2.8	1.2			46x10^13	24x10^6	46x10^13	93x10^4		
25		Delhi Gate Ph-I	2.2	Biofor and dansadeg	Degramoent	-	not installed, but compliance<=230	10	10	50	5	2	230	20.05.2025	-	7.20	7.40	230	12	265	5	575	18	44	4.8	2.6	2.0					24x10^11	21x10^4		
26		Delhi Gate Ph-II	15	Biofor and dansadeg	Degramoent	-	Chlorination	10	10	50	5	2	230	20.05.2025	-	7.30	7.60	110	12	180	5	490	20	3.8	4.8	2.8	2.4					24x10^12	2400		
27		SNH drain	2.2	Biofor and dansadeg	Degramoent	-	not installed, but compliance<=230	10	10	50	5	2	230	20.05.2025	-	7.50	7.30	310	8	245	6	570	20	46	3.6	3.0	1.8					24x10^13	93x10^4		
28	Pappankalan	Phappankalan Ph-I	20	ASP	SUBHASH INFRA PVT. LTD	-	UV (Not Started)	50	30	250	50	5	-	02.06.2025	-	7.30	7.70	420	22	260	12.3	642	50	40	10.0	3.5	2.8	4.5	Nil					Plant is under Rehabilitation	Dwarka Sector-7, Dwarka Sector 11, Dwarka Sector 16, Dawrka Sector 24,
29		Phappankalan Ph-II	20	ASP	VA-TECH WABAG LTD.	Media Filtration	Chlorination	10	10	50	5	2	230	02.06.2025	-	7.30	7.90	420	20	260	9	642	32	40	15.0	3.5	2.5	4.5	Nil						
30		Najafgarh	5	ASP	Ayaappa Pvt.Ltd.	-	UV	10	10	50	5	2	230	30.05.2025		7.40	7.60	298	10	150	5	468	22	45	0.8	2.7	1.2	5.3	0			46×10^11	210	Plant Under Rehabilitation	25MGD Najafgarh SPS
31	Rithala	Rithala Ph-I	40	ASP	Ms WA TECH BABAG LTD.	Disc Filter	Chlorination	10	10	50	5	2	100	02.06.2025	43.65	7.24	7.48	284	10	155	9	390	40	23	0.8	2.9	1.0	4	0.4	-	-	-	-	Plant Under trial run	
32		Rithala Ph-II	40	ASP	SUEZ India Pvt. Ltd.	Disc Filter	UV	10	10	50	5	2	230	02.06.2025	36.42	7.31	7.50	324	8	172	8	430	35	29	7.0	3.1	0.6	3.6	0.4	-	-	-	-		
33	Rohini Sec-25	Rohini	15	ASP	Ms Dinesh Chandra Rohini project pvt. Ltd .	-	UV	10	10	50	5	2	230	02.06.2025	23.46	7.24	7.26	296	8	152	4	384	28	35	4.0	4.5	0.8	-	-	24x10^7+	460	24x10^6+	160		
34	Yamuna Vihar	Yamuna Vihar Ph-I	10	ASP	DJB	-	-	50	30	250	50	5	-	02.06.2025	8.21	7.20	7.40	372	20	237	10	614	42	40	30.0	4.5	1.5	5.6	1.8	29x10^12	21x10^6	27x10^11	20x10^5		Ghonda-I SPS, Ghonda – II SPS Zafrabad SPS, Brahampuri SPS Yamuna Vihar SPS, Ghonda-I SPS Ghonda – II SPS, Zafrabad SPS Brahampuri SPS, Yamuna Vihar SPS
35		Yamuna Vihar Ph-II	15	ASP(IFAS)	M/s SIPL-RKC JV	Disc Filter	UV	10	10	50	5	2	230	02.06.2025	15.8	7.30	7.50	380	09	242	06	652	22	32	14.0	3.8	0.9	4.4	1.4	11x10^13	160	20x10^11	15	Plant Under Rehabilitation	
36		Yamuna Vihar Ph-III	25	ASP	M/s Joly & joly	-	-	30	20	-	-	-	-	02.06.2025	29.06	7.30	7.60	416	39	320	25	758	84	45	35.0	5.2	2.5	7.2	3	24x10^15	21x10^6	15x10^15	28x10^5		
37		Sonia Vihar	7											-	-	-	-	-	-	-	-	-	-	-	-	-	-	-	-	-	-	-	-	Under Construction	
		Total Treatment	749.26																																

	Plant not meeting standard as per design parameter	BDL: Below detection limit ND: Not Detectable

Total No of operational plant	37
Total No of Plant Under rehabilitation	1
Outlet Sample collected	35
Plant Under Unfit (As per design)	14
Plant Under fit	21
%Unfit	40
%fit	60

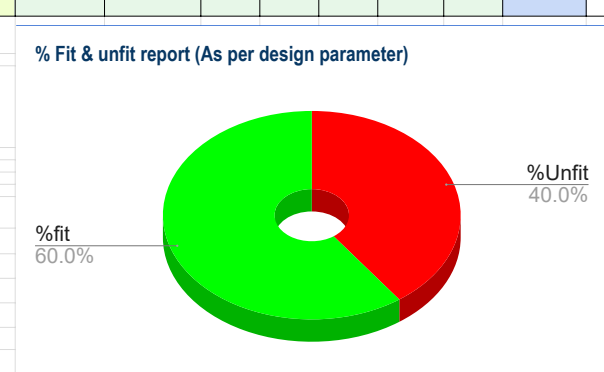

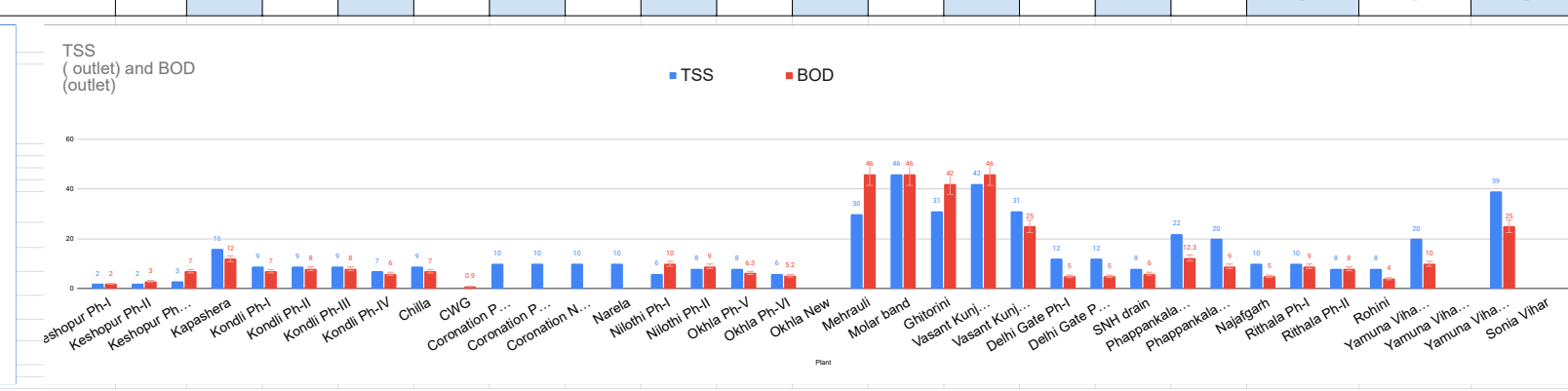

DELHI JAL BOARD

DAILY ANALYSIS REPORT OF ALL SEWAGE TREATMENT PLANT

DATE OF ANALYSIS : 03.06.2025

S.No.	Lab	Plant (STP)	Capacity	Technology	Operator	Tertiary System	Disinfectent Type	Design Parameter(mg/l)					Outlet MPN (F.Coli)	Date of Analysis	Average Daily Flow (MGD)	pH (inlet)	pH (oulet)	TSS (inlet)	TSS (outlet)	BOD (inlet)	BOD (outlet)	COD (inlet)	COD (outlet)	Ammonical nitrogen (Inlet)	Ammonical nitrogen (Outlet)	Ortho phosphate (inlet)	Ortho phosphate (outlet)	Sulphide (Inlet)	Sulphide (Outlet)	Inlet MPN (T.Coli)	Outlet MPN (T.Coli)	Inlet MPN (F.Coli)	Outlet MPN (F.Coli)	Remarks	Feed SPS
			(MGD)					TSS	BOD	COD	Ammonical-N	Phosphate-P	100ml			-	-	mg/l	mg/l	mg/l	mg/l	mg/l	mg/l	mg/l	mg/l	mg/l	mg/l	mg/l	mg/l	100ml	100ml	100ml	100ml		
1	Keshopur	Keshopur Ph-I	12	ASP	VA-TECH WABAG LTD.	-	Chlorination	30	20	250	50	5	230	03.06.2025	-	7.20	7.25	78	2	151	4	284	12	29.5	3.4	2.8	0.2	10.5	Nil	24×10^9	24×10^5	24×10^4	11×10^8		Uttam Nagar SPS Possangipur SPS Keshopur ISP
2		Keshopur Ph-II	20	ASP	Ayaappa Pvt.Ltd	-	UV (Not Started)	50	30	250	50	5	-	03.06.2025	-	7.22	7.37	382	4	267	8	561	20	32.2	5.0	5.1	2.2	5.9	Nil					Plant is under rehabilitation and running with 50% capacity.	
3		Keshopur Ph-III	40	ASP	Ayaappa Pvt.Ltd	-	UV (Not Started)	50	30	250	50	5	-	03.06.2025	-	7.33	7.38	498	3	205	6	379	18	20.2	2.5	5.7	2.0	7.8	Nil					under rehabilitation state and running with 50% capacity.	
4		Kapashera	5	SBR	TRIVENI	-	UV	10	10	50	5	2	230	03.06.2025	-	7.40	7.80	186	**18**	175	**10.8**	486	42	60	**12.0**	4.0	0.5	2.8	Nil	-	-	61*10^12	6200		Rajokari SPS, Rankpuri SPS, Kapashera SPS, Dundahera SPS
5	Kondli	Kondli Ph-I	10	ASP	Triveni Pvt. Ltd	RGF	Chlorination	10	10	50	5	2	230	03.06.2025	10	7.00	7.50	332	8	160	7	454	13	30	4.5	3.5	1.5	5.6	0.8						Preet Vihar, Jagriti Enclave, Geeta Colony, Mandawali, Kalyanpuri, New Kalyanpuri,, Dallupura , Gharoli
6		Kondli Ph-II	25	ASP	Triveni Pvt. Ltd	RGF	Chlorination	10	10	50	5	2	230	03.06.2025	25	7.00	7.60	332	9	160	7	454	15	30	**6.0**	3.5	1.8	5.6	0.8						
7		Kondli Ph-III	10	ASP	Triveni Pvt. Ltd	RGF	Chlorination	10	10	50	5	2	230	03.06.2025	10	7.00	7.60	332	9	160	7	454	15	30	**6.0**	3.5	1.8	5.6	0.8					-	
8		Kondli Ph-IV	45	ASP(IFAS)	Ayaappa Pvt.Ltd	Disc Filter	UV	10	10	50	5	2	230	03.06.2025	45	6.90	7.50	320	9	155	8	466	15	32	**5.5**	4.0	1.5	6.4	1.6						
9		Chilla	9	Combitreat-ISBR	HNB Engineers		not installed, but compliance<=230	10	10	50	5	2	230	05.05.2025	9	6.90	7.50	280	9	163	7	387	11	40	0.5	4.0	0.8	7.2	Nil						Ghazipur drain
10		CWG	1	MBR	M/s Toshiba Water Soluti on Pvt. Ltd.	Membrane Filtration	Chlorination	10	10	50	5	2	230	05.05.2025	1	7.00	7.60	330	BDL	177	0.9	437	8	42	Nil	3.5	Nil	7.6	Nil						
11	N.S.T.P.C.Pillar	Coronation Pillar Ph-II	20	ASP	DRA Infracom Pvt.Ltd.	-	UV (Not Started)	50	30	250	50	5	-	03.06.2025	16.25	7.40	7.70	190	10	112	05	274	13	23	0.8	2.0	0.5	3.8	bdl					Half stream of plant is Under Rehabilitation	
12		Coronation Pillar Ph-III	10	ASP	DRA Infracom Pvt.Ltd.	-	UV	10	10	50	5	2	230	03.06.2025	8.8	7.30	7.60	102	09	73	04	191	14	19	0.9	2.3	0.8	2.1	bdl						
13		Coronation New	70	ASP	L&T Construction and PASSAVANT (JV)	-	Chlorination	10	10	50	5	2	230	03.06.2025	55.549	7.30	7.60	192	10	96	05	306	14	29	0.7	3.3	0.7	3.5	bdl					Poly dosing	
14		Narela	10	ASP	DRA Infracom Pvt. Ltd.	-	UV	10	10	50	5	2	230	06.01.2025	-	7.30	7.70	196	10	90	04	268	17	40	0.7	4.7	**5.0**	5	0.7						
15	Nilothi	Nilothi Ph-I	40	ASP	SUBHASH INFRA PVT. LTD	-	UV (Not Started)	50	30	250	50	5	-	03.06.2025	-	7.79	8.14	328	8	180	7	-	-	28	0.5	3.2	4.8	0.9	Nil					under rehabilitation state and running with 50% capacity.	Pratibha SPS, Bakkarwala SPS, Sayyad nangloi SPS
16		Nilothi Ph-II	20	ASP	VEOLIA INDIA	Disc Filter	Chlorination	10	10	50	5	2	230	03.06.2025	-	7.61	7.80	210	9	130	8	-	-	30	**14.0**	3.1	**3.0**	0.8	Nil						DDA SPS,IST New SPS, Sayyad nangloi SPS
17	Okhla	Okhla Ph-V	16	ASP	DJB	-	not installed, but compliance<=230	50	30	250	50	5	230	03.06.2025	-	7.20	7.60	182	8	220	7.5	-	-	48	0.4	1.6	1.4			24x10^14	21x10^4	21x10^13	93x10^3		
18		Okhla Ph-VI	30	ASP	SUEZ India Pvt. Ltd.	-	Chlorination	10	10	50	5	2	230	03.06.2025	-	7.30	7.50	346	10	210	4	-	-	50	3.0	2.0	1.6			24x10^14	7.3	24x10^14	7.3		
19		Okhla New	124	ASP	SUEZ India Pvt. Ltd.									-	-	-	-	-	-	-	-	-	-	-	-	-	-	-	-	-	-	-	-	Not commissioned,	
20		Mehrauli	5	Extended Aeration	DJB	-	-	50	30	250	50	5	-	03.06.2025	-	7.30	7.50	152	20	205	**34**	-	-	46	32.0	3.8	0.5								
21		Molar band	0.66	Fluidized Aerobic Bed	DJB	-	-	50	30	250	50	5	-	03.06.2025	-	7.20	7.30	136	**60**	245	**46**	-	-	-	-	2.8	1.4			24x10^14	46x10^5	24x10^14	46x10^5		
22		Ghitorini	5	ASP	DJB	-	-	30	20	250	50	5	-	21.05.2025	-	7.20	7.40	182	**31**	213	42	-	-	50	36.0	2.6	1.3			15x10^13	46x10^5	15x10^13	46x10^5		
23		Vasant Kunj Ph-I	2.2	Extended Aeration	DJB	-	-	50	30	250	50	5	-	21.05.2025	-	7.20	7.50	482	42	340	**46**	690	129	44	28.0	2.4	1.6			24x10^14	75x10^4	24x10^14	75x10^4		
24		Vasant Kunj Ph-II	3	Extended Aeration	DJB	-	-	50	30	250	50	5	-	21.05.2025	-	7.00	7.40	308	31	350	25	596	84	43	18.0	2.8	1.2			46x10^13	24x10^6	46x10^13	93x10^4		
25		Delhi Gate Ph-I	2.2	Biofor and dansadeg	Degramoent	-	not installed, but compliance<=230	10	10	50	5	2	230	03.06.2025	-	7.10	7.50	212	6	240	8	-	-	42	3.0	1.7	1.1			96x10^3	93x10^3	93x10^12	9.1x10^3		
26		Delhi Gate Ph-II	15	Biofor and dansadeg	Degramoent	-	Chlorination	10	10	50	5	2	230	03.06.2025	-	7.20	7.40	98	8	220	6.3	-	-	39	4.0	1.5	0.9			24x10^14	2400	24x10^14	2400		
27		SNH drain	2.2	Biofor and dansadeg	Degramoent	-	not installed, but compliance<=230	10	10	50	5	2	230	03.06.2025	-	7.20	7.60	290	5	282	5.1	-	-	48	3.0	2.8	0.0			24x10^14	21x10^4	11x10^14	9.1x10^3		
28	Pappankalan	Phappankalan Ph-I	20	ASP	SUBHASH INFRA PVT. LTD	-	UV (Not Started)	50	30	250	50	5	-	03.06.2025	-	7.30	7.80	436	25	270	14	720	54	30	20.0	2.7	2.2	4.4	Nil	-	-	93*10^12	3500	Plant is under Rehabilitation	Dwarka Sector-7, Dwarka Sector 11, Dwarka Sector 16, Dawrka Sector 24,
29		Phappankalan Ph-II	20	ASP	VA-TECH WABAG LTD.	Media Filtration	Chlorination	10	10	50	5	2	230	03.06.2025	-	7.30	7.70	436	**13**	270	10	720	36	30	**22.0**	2.7	**2.5**	4.4	Nil	-	-	93*10^12	1100		
30		Najafgarh	5	ASP	Ayaappa Pvt.Ltd.	-	UV	10	10	50	5	2	230	03.06.2025	-	7.30	7.60	286	10	203	4	548	26	35	2.0	2.2	1.0	5.7	Nil	-	-	20*10^12	93	Plant Under Rehabilitation	25MGD Najafgarh SPS
31	Rithala	Rithala Ph-I	40	ASP	Ms WA TECH BABAG LTD.	Disc Filter	Chlorination	10	10	50	5	2	100	03.06.2025	42.63	7.22	7.43	252	10	145	9	366	41	23	1.4	4.4	0.3	3.6	0.8	-	-	24×10^7+	160	Plant Under trial run	
32		Rithala Ph-II	40	ASP	SUEZ India Pvt. Ltd.	Disc Filter	UV	10	10	50	5	2	230	03.06.2025	36.97	7.35	7.56	392	8	197	7	490	36	30	**8.0**	4.3	1.0	0.8	-	-	-	24×10^6+	75		
33	Rohini Sec-25	Rohini	15	ASP	Ms Dinesh Chandra Rohini project pvt. Ltd .	-	UV	10	10	50	5	2	230	03.06.2025	23.89	7.10	7.06	332	8	175	4	440	28	40	4.5	6.5	1.0	-	-	-	-	-	-		
34	Yamuna Vihar	Yamuna Vihar Ph-I	10	ASP	DJB	-	-	50	30	250	50	5	-	03.06.2025	8.7	7.20	7.50	312	28	198	21	528	28	40	28.0	4.5	1.6	5.2	2	11X10^13	15X10^6	42X10^11	20X10^5		Ghonda-I SPS, Ghonda – II SPS Zafrabad SPS, Brahampuri SPS Yamuna Vihar SPS, Ghonda-I SPS Ghonda – II SPS, Zafrabad SPS Brahampuri SPS, Yamuna Vihar SPS
35		Yamuna Vihar Ph-II	15	ASP(IFAS)	M/s SIPL-RKC JV	Disc Filter	UV	10	10	50	5	2	230	03.06.2025	15.22	7.10	7.60	344	09	237	06	562	22	42	**22.0**	4.4	1.0	4.8	1.6	29X10^12	120	28X10^11	28	Plant Under Rehabilitation	
36		Yamuna Vihar Ph-III	25	ASP	M/s Joly & joly	-	-	30	20	-	-	-	-	03.06.2025	30.81	7.30	7.60	528	29	354	**22**	814	68	44	33.0	5.2	2.2	7.4	3.2	11X10^13	21X10^7	29X10^12	36X10^6		
37		Sonia Vihar	7											-	-	-	-	-	-	-	-	-	-	-	-	-	-	-	-	-	-	-	-	Under Construction	
		Total Treatment	**749.26**																																

Plant not meeting standard as per design parameter	BDL: Below detection limit ND: Not Detectable

Total No of operational plant	37
Total No of Plant Under rehabilitation	1
Outlet Sample collected	35
Plant Under Unfit (As per design)	19
Plant Under fit	16
%Unfit	54
%fit	46

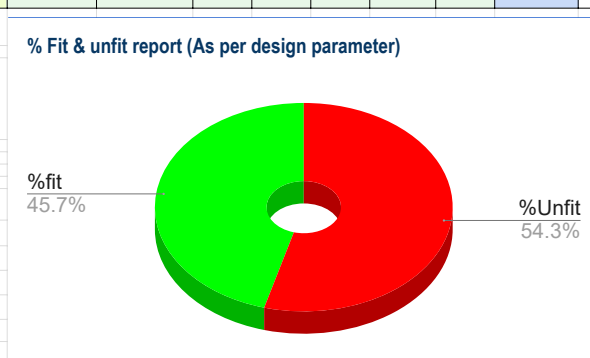

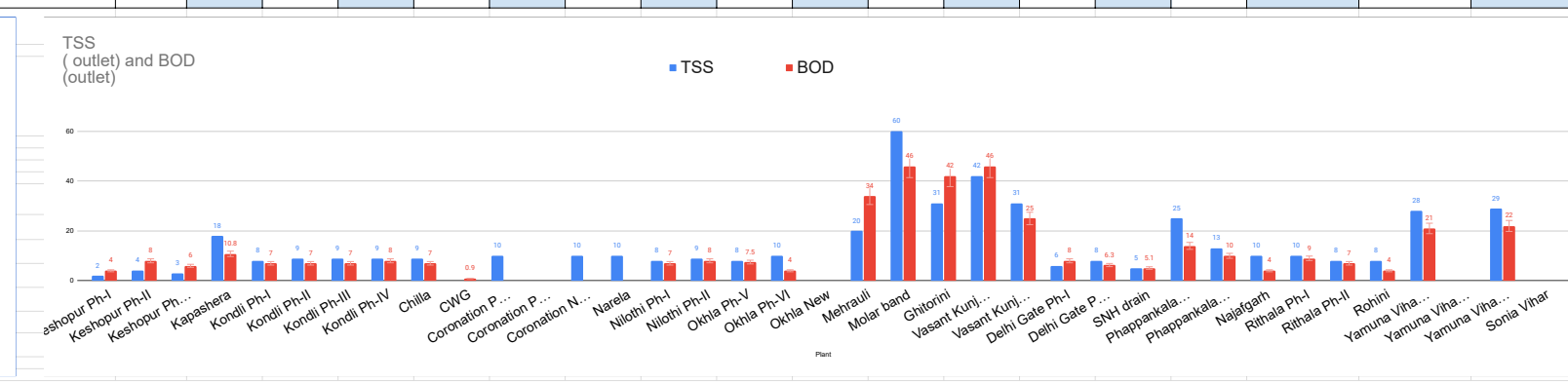

DELHI JAL BOARD

DAILY ANALYSIS REPORT OF ALL SEWAGE TREATMENT PLANT

DATE OF ANALYSIS : 04.06.2025

S.No.	Lab	Plant (STP)	Capacity (MGD)	Technology	Operator	Tertiary System	Disinfectant Type	Design Parameter(mg/l) TSS	BOD	COD	Ammonical-N	Phosphate-P	Outlet MPN (F.Coli) 100ml	Date of Analysis	Average Daily Flow (MGD)	pH (inlet) -	pH (oulet) -	TSS (inlet) mg/l	TSS (outlet) mg/l	BOD (inlet) mg/l	BOD (outlet) mg/l	COD (inlet) mg/l	COD (outlet) mg/l	Ammonical nitrogen (Inlet) mg/l	Ammonical nitrogen (Outlet) mg/l	Ortho phosphate (inlet) mg/l	Ortho phosphate (outlet) mg/l	Sulphide (Inlet) mg/l	Sulphide (Outlet) mg/l	Inlet MPN (T.Coli) 100ml	Outlet MPN (T.Coli) 100ml	Inlet MPN (F.Coli) 100ml	Outlet MPN (F.Coli) 100ml	Remarks	Feed SPS
1	Keshopur	Keshopur Ph-I	12	ASP	VA-TECH WABAG LTD.	-	Chlorination	30	20	250	50	5	230	03.06.2025	-	7.20	7.25	78	2	151	4	284	12	29.5	3.4	2.8	0.2	10.5	Nil	24×10^9	24×10^5	24×10^4	11×10^8		Uttam Nagar SPS Possangipur SPS Keshopur ISP
2		Keshopur Ph-II	20	ASP	Ayaappa Pvt.Ltd	-	UV (Not Started)	50	30	250	50	5	-	03.06.2025	-	7.22	7.37	382	4	267	8	561	20	32.2	5.0	5.1	2.2	5.9	Nil					Plant is under rehabilitation and running with 50% capacity.	
3		Keshopur Ph-III	40	ASP	Ayaappa Pvt.Ltd	-	UV (Not Started)	50	30	250	50	5	-	03.06.2025	-	7.33	7.38	498	3	205	6	379	18	20.2	2.5	5.7	2.0	7.8	Nil					under rehabilitation state and running with 50% capacity.	
4		Kapashera	5	SBR	TRIVENI	-	UV	10	10	50	5	2	230	03.06.2025	-	7.40	7.80	186	**18**	175	**10.8**	486	42	60	**12.0**	4.0	0.5	2.8	Nil	-	-	61*10^12	6200		Rajokari SPS, Rankpuri SPS, Kapashera SPS, Dundahera SPS
5	Kondli	Kondli Ph-I	10	ASP	Triveni Pvt. Ltd	RGF	Chlorination	10	10	50	5	2	230	06.04.2025	10	6.90	7.60	296	7	172	6	405	18	30	4.5	4.0	1.5	6.2	0.5						Preet Vihar, Jagriti Enclave, Geeta Colony, Mandawali, Kalyanpuri, New Kalyanpuri,, Dallupura , Gharoli
6		Kondli Ph-II	25	ASP	Triveni Pvt. Ltd	RGF	Chlorination	10	10	50	5	2	230	06.04.2025	25	6.90	7.50	296	**12**	172	9	405	20	30	**7.0**	4.0	2.0	6.2	0.8						
7		Kondli Ph-III	10	ASP	Triveni Pvt. Ltd	RGF	Chlorination	10	10	50	5	2	230	06.04.2025	10	6.90	7.50	296	**12**	172	9	405	20	30	**7.0**	4.0	2.0	6.2	0.8					-	
8		Kondli Ph-IV	45	ASP(IFAS)	Ayaappa Pvt.Ltd	Disc Filter	UV	10	10	50	5	2	230	06.04.2025	45	7.10	7.60	309	8	175	6	395	17	30	4.0	3.8	1.2	6	0.5						
9		Chilla	9	Combitreat-ISBR	HNB Engineers		not installed, but compliance<=230	10	10	50	5	2	230	05.05.2025	9	6.90	7.50	280	9	163	7	387	11	40	0.5	4.0	0.8	7.2	Nil						Ghazipur drain
10		CWG	1	MBR	M/s Toshiba Water Soluti on Pvt. Ltd.	Membrane Filtration	Chlorination	10	10	50	5	2	230	05.05.2025	1	7.00	7.60	330	BDL	177	0.9	437	8	42	Nil	3.5	Nil	7.6	Nil						
11	N.S.T.P.C.Pillar	Coronation Pillar Ph-II	20	ASP	DRA Infracom Pvt.Ltd.	-	UV (Not Started)	50	30	250	50	5	-	06.04.2025	11.53	7.20	7.60	208	8	131	4	380	15	22	1.0	2.3	0.8	3.1	0.8					Half stream of plant is Under Rehabilitation	
12		Coronation Pillar Ph-III	10	ASP	DRA Infracom Pvt.Ltd.	-	UV	10	10	50	5	2	230	06.04.2025	8.8	7.00	7.50	192	6	110	3	245	12	18	0.9	2.9	0.9	2.7	0.6						
13		Coronation New	70	ASP	L&T Construction and PASSAVANT (JV)	-	Chlorination	10	10	50	5	2	230	06.04.2025	61.842	7.00	7.50	280	**29**	203	**14**	382	36	32	0.5	3.6	1.5	8.9	0.5					Poly dosing	
14		Narela	10	ASP	DRA Infracom Pvt. Ltd.	-	UV	10	10	50	5	2	230	06.01.2025	-	7.30	7.70	196	10	90	04	268	17	40	0.7	4.7	**5.0**	5	0.7						
15	Nilothi	Nilothi Ph-I	40	ASP	SUBHASH INFRA PVT. LTD	-	UV (Not Started)	50	30	250	50	5	-	03.06.2025	-	7.79	8.14	328	8	180	7	-	-	28	0.5	3.2	4.8	0.9	Nil					under rehabilitation state and running with 50% capacity.	Pratibha SPS, Bakkarwala SPS, Sayyad nangloi SPS
16		Nilothi Ph-II	20	ASP	VEOLIA INDIA	Disc Filter	Chlorination	10	10	50	5	2	230	03.06.2025	-	7.61	7.80	210	9	130	8	-	-	30	**14.0**	3.1	**3.0**	0.8	Nil						DDA SPS,IST New SPS, Sayyad nangloi SPS
17	Okhla	Okhla Ph-V	16	ASP	DJB	-	not installed, but compliance<=230	50	30	250	50	5	230	06.04.2025	-	7.10	7.40	254	8	198	5	-	-	44	3.0	2.4	0.4			12x10^11	43x10^3	9.1x10^10	7.3x10^3		
18		Okhla Ph-VI	30	ASP	SUEZ India Pvt. Ltd.	-	Chlorination	10	10	50	5	2	230	06.04.2025	-	7.00	7.40	284	5	200	4	-	-	42	2.8	2.5	0.3			2x10^12	2400	28x10^11	7.3		
19		Okhla New	124	ASP	SUEZ India Pvt. Ltd.									-	-	-	-	-	-	-	-	-	-	-	-	-	-	-	-	-	-	-	-	Not commissioned,	
20		Mehrauli	5	Extended Aeration	DJB	-	-	50	30	250	50	5	-	03.06.2025	-	7.30	7.50	152	20	205	**34**	-	-	46	32.0	3.8	0.5								
21		Molar band	0.66	Fluidized Aerobic Bed	DJB	-	-	50	30	250	50	5	-	03.06.2025	-	7.20	7.30	136	**60**	245	**46**	-	-	-	-	2.8	1.4			24x10^14	46x10^5	24x10^14	46x10^5		
22		Ghitorini	5	ASP	DJB	-	-	30	20	250	50	5	-	21.05.2025	-	7.20	7.40	182	**31**	213	42	-	-	50	36.0	2.6	1.3			15x10^13	46x10^5	15x10^13	46x10^5		
23		Vasant Kunj Ph-I	2.2	Extended Aeration	DJB	-	-	50	30	250	50	5	-	21.05.2025	-	7.20	7.50	482	42	340	**46**	690	129	44	28.0	2.4	1.6			24x10^14	75x10^4	24x10^14	75x10^4		
24		Vasant Kunj Ph-II	3	Extended Aeration	DJB	-	-	50	30	250	50	5	-	21.05.2025	-	7.00	7.40	308	31	350	25	596	84	43	18.0	2.8	1.2			46x10^13	24x10^6	46x10^13	93x10^4		
25		Delhi Gate Ph-I	2.2	Biofor and dansadeg	Degramoent	-	not installed, but compliance<=230	10	10	50	5	2	230	03.06.2025	-	7.10	7.50	212	6	240	8	-	-	42	3.0	1.7	1.1			96x10^3	93x10^3	93x10^12	9.1x10^3		
26		Delhi Gate Ph-II	15	Biofor and dansadeg	Degramoent	-	Chlorination	10	10	50	5	2	230	03.06.2025	-	7.20	7.40	98	8	220	6.3	-	-	39	4.0	1.5	0.9			24x10^14	2400	24x10^14	2400		
27		SNH drain	2.2	Biofor and dansadeg	Degramoent	-	not installed, but compliance<=230	10	10	50	5	2	230	03.06.2025	-	7.20	7.60	290	5	282	5.1	-	-	48	3.0	2.8	0.0			24x10^14	21x10^4	11x10^14	9.1x10^3		
28	Pappankalan	Phappankalan Ph-I	20	ASP	SUBHASH INFRA PVT. LTD	-	UV (Not Started)	50	30	250	50	5	-	03.06.2025	-	7.30	7.80	436	25	270	14	720	54	30	20.0	2.7	2.2	4.4	Nil	-	-	93*10^12	3500	Plant is under Rehabilitation	Dwarka Sector-7, Dwarka Sector 11, Dwarka Sector 16, Dawrka Sector 24,
29		Phappankalan Ph-II	20	ASP	VA-TECH WABAG LTD.	Media Filtration	Chlorination	10	10	50	5	2	230	03.06.2025	-	7.30	7.70	436	**13**	270	10	720	36	30	**22.0**	2.7	**2.5**	4.4	Nil	-	-	93*10^12	1100		
30		Najafgarh	5	ASP	Ayaappa Pvt.Ltd.	-	UV	10	10	50	5	2	230	03.06.2025	-	7.30	7.60	286	10	203	4	548	26	35	2.0	2.2	1.0	5.7	Nil	-	-	20*10^12	93	Plant Under Rehabilitation	25MGD Najafgarh SPS
31	Rithala	Rithala Ph-I	40	ASP	Ms WA TECH BABAG LTD.	Disc Filter	Chlorination	10	10	50	5	2	100	06.04.2025	42.36	7.38	7.56	368	9	190	9	472	8	25	4.0	3.8	0.8	3.2	0.8	-	-	-	-	Plant Under trial run	
32		Rithala Ph-II	40	ASP	SUEZ India Pvt. Ltd.	Disc Filter	UV	10	10	50	5	2	230	-	-	-	-	-	-	-	-	-	-	-	-	-	-	-	-	-	-	-	-		
33	Rohini Sec-25	Rohini	15	ASP	Ms Dinesh Chandra Rohini project pvt. Ltd .	-	UV	10	10	50	5	2	230	06.04.2025	17.45	7.23	7.25	432	10	210	7	528	32	35	0.8	5.5	1.0	-	-	-	-	-	-		
34	Yamuna Vihar	Yamuna Vihar Ph-I	10	ASP	DJB	-	-	50	30	250	50	5	-	06.04.2025	27.37	7.30	7.50	312	22	200	11	548	40	32	22.0	3.8	1.2	5.2	2	29x10^12	15x10^7	21x10^12	28x10^6		Ghonda-I SPS, Ghonda – II SPS Zafrabad SPS, Brahampuri SPS Yamuna Vihar SPS, Ghonda-I SPS Ghonda – II SPS, Zafrabad SPS Brahampuri SPS, Yamuna Vihar SPS
35		Yamuna Vihar Ph-II	15	ASP(IFAS)	M/s SIPL-RKC JV	Disc Filter	UV	10	10	50	5	2	230	06.04.2025	14.9	7.20	7.50	308	08	195	06	512	18	30	**16.0**	3.4	0.8	4.6	1.6	21x10^12	12x10^7	12x10^6	15x10^6	Plant Under Rehabilitation	
36		Yamuna Vihar Ph-III	25	ASP	M/s Joly & joly	-	-	30	20	-	-	-	-	06.04.2025	24.85	7.30	7.50	460	27	288	18	724	58	40	29.0	4.6	1.9	6.8	2.8	24x10^15	46x10^8	29x10^13	27x10^7		
37		Sonia Vihar	7											-	-	-	-	-	-	-	-	-	-	-	-	-	-	-	-	-	-	-	-	Under Construction	
		Total Treatment	**749.26**																																

	Plant not meeting standard as per design parameter
BDL: Below detection limit ND: Not Detectable	

Total No of operational plant	37
Total No of Plant Under rehabilitation	1
Outlet Sample collected	34
Plant Under Unfit (As per design)	18
Plant Under fit	16
%Unfit	53
%fit	47

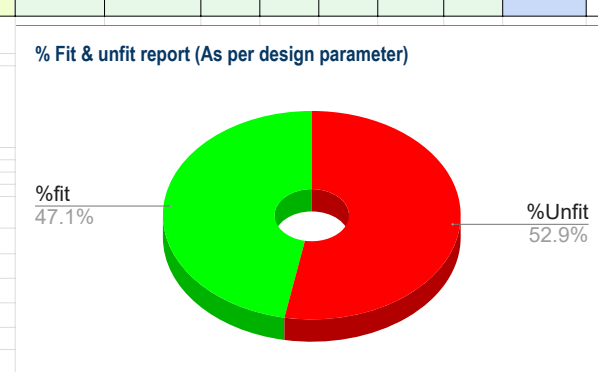

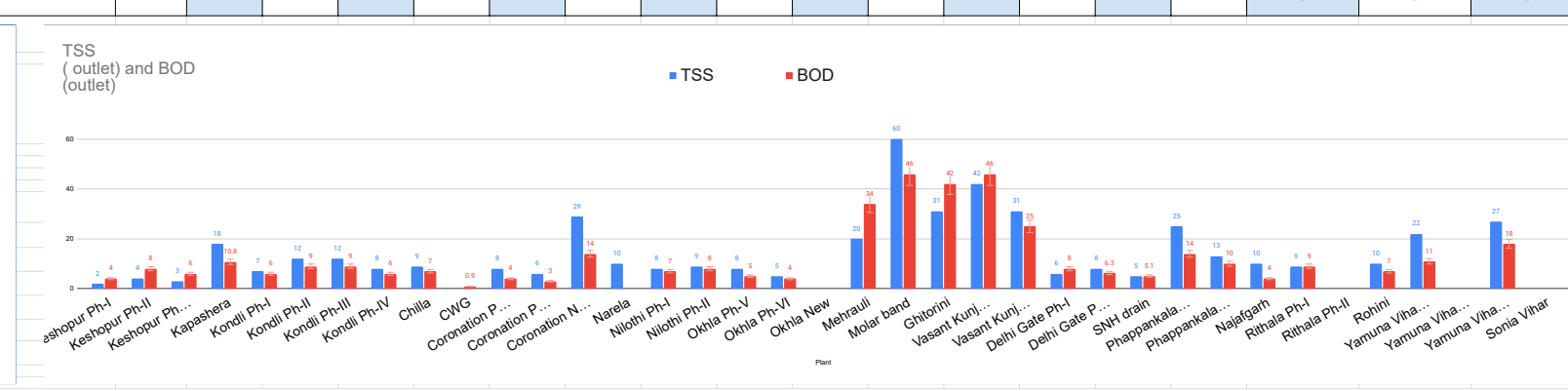

DELHI JAL BOARD

DAILY ANALYSIS REPORT OF ALL SEWAGE TREATMENT PLANT

DATE OF ANALYSIS : 05.06.2025

S.No.	Lab	Plant (STP)	Capacity (MGD)	Technology	Operator	Tertiary System	Disinfectent Type	Design Parameter(mg/l) TSS	BOD	COD	Ammonical-N	Phosphate-P	Outlet MPN (F.Coli)	Date of Analysis	Average Daily Flow (MGD)	pH (inlet)	pH (oulet)	TSS (inlet)	TSS (outlet)	BOD (inlet)	BOD (outlet)	COD (inlet)	COD (outlet)	Ammonical nitrogen (Inlet)	Ammonical nitrogen (Outlet)	Ortho phosphate (inlet)	Ortho phosphate (outlet)	Sulphide (Inlet)	Sulphide (Outlet)	Inlet MPN (T.Coli)	Outlet MPN (T.Coli)	Inlet MPN (F.Coli)	Outlet MPN (F.Coli)	Remarks	Feed SPS
													100ml			-	-	mg/l	mg/l	mg/l	mg/l	mg/l	mg/l	mg/l	mg/l	mg/l	mg/l	mg/l	mg/l	100ml	100ml	100ml	100ml		
1	Keshopur	Keshopur Ph-I	12	ASP	VA-TECH WABAG LTD.	-	Chlorination	30	20	250	50	5	230	06.05.2025		6.94	7.31	129	22	132	21	252	52	31	27.0	5.0	2.2	7	Nil						Uttam Nagar SPS Possangipur SPS Keshopur ISP
2		Keshopur Ph-II	20	ASP	Ayaappa Pvt.Ltd	-	UV (Not Started)	50	30	250	50	5	-	06.05.2025		7.11	7.46	485	6	310	5	647	26	26	8.2	2.8	1.8	3	Nil	24×10^7	2400	24×10^6	2100	Plant is under rehabilitation and running with 50% capacity.	
3		Keshopur Ph-III	40	ASP	Ayaappa Pvt.Ltd	-	UV (Not Started)	50	30	250	50	5	-	06.05.2025		7.26	7.38	355	5	202	6	465	28	27	8.0	3.5	1.2	4	Nil	24×10^8	24×10^3	24×10^7	21×10^3	under rehabilitation state and running with 50% capacity.	
4		Kapashera	5	SBR	TRIVENI	-	UV	10	10	50	5	2	230	06.05.2025		7.30	7.90	690	38	243	22.8	766	82	35	15.0	8.0	3.0	8.3	0			39×10^12	3400		Rajokari SPS, Rankpuri SPS, Kapashera SPS, Dundahera SPS
5	Kondli	Kondli Ph-I	10	ASP	Triveni Pvt. Ltd	RGF	Chlorination	10	10	50	5	2	230	06.05.2025	10	7.00	7.50	316	8	153	7	487	18	32	5.5	3.0	1.2	6	Nil						Preet Vihar, Jagriti Enclave, Geeta Colony, Mandawali, Kalyanpuri, New Kalyanpuri,, Dallupura , Gharoli
6		Kondli Ph-II	25	ASP	Triveni Pvt. Ltd	RGF	Chlorination	10	10	50	5	2	230	06.05.2025	25	7.00	7.40	316	16	153	11	487	48	32	7.0	3.0	1.8	6	2.8						
7		Kondli Ph-III	10	ASP	Triveni Pvt. Ltd	RGF	Chlorination	10	10	50	5	2	230	06.05.2025	10	7.00	7.40	316	16	153	11	487	48	32	7.0	3.0	1.8	6	2.8					-	
8		Kondli Ph-IV	45	ASP(IFAS)	Ayaappa Pvt.Ltd	Disc Filter	UV	10	10	50	5	2	230	06.05.2025	45	7.00	7.50	326	15	160	10	510	35	30	7.0	3.2	1.5	5.6	0.8						
9		Chilla	9	Combitreat-ISBR	HNB Engineers		not installed, but compliance<=230	10	10	50	5	2	230	05.05.2025	9	6.90	7.50	280	9	163	7	387	11	40	0.5	4.0	0.8	7.2	Nil						Ghazipur drain
10		CWG	1	MBR	M/s Toshiba Water Soluti on Pvt. Ltd.	Membrane Filtration	Chlorination	10	10	50	5	2	230	05.05.2025	1	7.00	7.60	330	BDL	177	0.9	437	8	42	Nil	3.5	Nil	7.6	Nil						
11	N.S.T.P.C.Pillar	Coronation Pillar Ph-II	20	ASP	DRA Infracom Pvt.Ltd.	-	UV (Not Started)	50	30	250	50	5	-	06.05.2025	15.13	7.20	7.50	206	9	117	4	312	12	20	0.2	2.1	0.5	3.9	bdl					Half stream of plant is Under Rehabilitation	
12		Coronation Pillar Ph-III	10	ASP	DRA Infracom Pvt.Ltd.	-	UV	10	10	50	5	2	230	06.05.2025	8.38	7.30	7.60	144	8	72	4	238	11	17	0.4	2.0	0.9	2	0.13						
13		Coronation New	70	ASP	L&T Construction and PASSAVANT (JV)	-	Chlorination	10	10	50	5	2	230	06.05.2025	63.216	7.30	7.80	134	10	61	5	240	17	30	0.5	3.2	0.7	7.04	bdl					Poly dosing	
14		Narela	10	ASP	DRA Infracom Pvt. Ltd.	-	UV	10	10	50	5	2	230	06.01.2025	-	7.30	7.70	196	10	90	04	268	17	40	0.7	4.7	5.0	5	0.7						
15	Nilothi	Nilothi Ph-I	40	ASP	SUBHASH INFRA PVT. LTD	-	UV (Not Started)	50	30	250	50	5	-	06.05.2025		7.69	7.80	668	18	200	14	-	-	23	0.5	3.2	3.9	1.28	Nil					under rehabilitation state and running with 50% capacity.	Pratibha SPS, Bakkarwala SPS, Sayyad nangloi SPS
16		Nilothi Ph-II	20	ASP	VEOLIA INDIA	Disc Filter	Chlorination	10	10	50	5	2	230	06.05.2025		7.54	7.72	370	9	160	16	-	-	25	10.0	3.0	1.5	0.96	Nil						DDA SPS,IST New SPS, Sayyad nangloi SPS
17	Okhla	Okhla Ph-V	16	ASP	DJB	-	not installed, but compliance<=230	50	30	250	50	5	230	06.05.2025		7.20	7.60	146	5	238	4.2	-	-	40	2.0	2.8	2.0			24x10^11	46x10^4	24x10^11	23x10^3		
18		Okhla Ph-VI	30	ASP	SUEZ India Pvt. Ltd.	-	Chlorination	10	10	50	5	2	230	06.05.2025		7.00	7.70	394	4	252	6.2	-	-	44	2.8	3.0	2.8			7.5x10^10	2400	9.1x10^10	20		
19		Okhla New	124	ASP	SUEZ India Pvt. Ltd.									-	-	-	-	-	-	-	-	-	-	-	-	-	-	-	-	-	-	-	-	Not commissioned,	
20		Mehrauli	5	Extended Aeration	DJB	-	-	50	30	250	50	5	-	03.06.2025	-	7.30	7.50	152	20	205	34	-	-	46	32.0	3.8	0.5								
21		Molar band	0.66	Fluidized Aerobic Bed	DJB	-	-	50	30	250	50	5	-	03.06.2025	-	7.20	7.30	136	60	245	46	-	-	-	-	2.8	1.4			24x10^14	46x10^5	24x10^14	46x10^5		
22		Ghitorini	5	ASP	DJB	-	-	30	20	250	50	5	-	21.05.2025	-	7.20	7.40	182	31	213	42	-	-	50	36.0	2.6	1.3			15x10^13	46x10^5	15x10^13	46x10^5		
23		Vasant Kunj Ph-I	2.2	Extended Aeration	DJB	-	-	50	30	250	50	5	-	21.05.2025	-	7.20	7.50	482	42	340	46	690	129	44	28.0	2.4	1.6			24x10^14	75x10^4	24x10^14	75x10^4		
24		Vasant Kunj Ph-II	3	Extended Aeration	DJB	-	-	50	30	250	50	5	-	21.05.2025	-	7.00	7.40	308	31	350	25	596	84	43	18.0	2.8	1.2			46x10^13	24x10^6	46x10^13	93x10^4		
25		Delhi Gate Ph-I	2.2	Biofor and dansadeg	Degramoent	-	not installed, but compliance<=230	10	10	50	5	2	230	03.06.2025	-	7.10	7.50	212	6	240	8	-	-	42	3.0	1.7	1.1			96x10^3	93x10^3	93x10^12	9.1x10^3		
26		Delhi Gate Ph-II	15	Biofor and dansadeg	Degramoent	-	Chlorination	10	10	50	5	2	230	03.06.2025	-	7.20	7.40	98	8	220	6.3	-	-	39	4.0	1.5	0.9			24x10^14	2400	24x10^14	2400		
27		SNH drain	2.2	Biofor and dansadeg	Degramoent	-	not installed, but compliance<=230	10	10	50	5	2	230	03.06.2025	-	7.20	7.60	290	5	282	5.1	-	-	48	3.0	2.8	0.0			24x10^14	21x10^4	11x10^14	9.1x10^3		
28	Pappankalan	Phappankalan Ph-I	20	ASP	SUBHASH INFRA PVT. LTD	-	UV (Not Started)	50	30	250	50	5	-	06.05.2025		7.20	7.60	360	10	273	5	620	28	30	0.2	3.8	2.8	7.2	0			15×10^12	4200	Plant is under Rehabilitation	Dwarka Sector-7, Dwarka Sector 11, Dwarka Sector 16, Dawrka Sector 24,
29		Phappankalan Ph-II	20	ASP	VA-TECH WABAG LTD.	Media Filtration	Chlorination	10	10	50	5	2	230	06.05.2025		7.20	7.70	360	11	273	5	620	22	30	1.2	3.8	2.7	7.2	0			15×10^12	1600		
30		Najafgarh	5	ASP	Ayaappa Pvt.Ltd.	-	UV	10	10	50	5	2	230	06.05.2025		7.30	7.50	230	9	220	4.5	336	22	28	2.0	2.5	1.2	5.6	0			20×10^11	200	Plant Under Rehabilitation	25MGD Najafgarh SPS
31	Rithala	Rithala Ph-I	40	ASP	Ms WA TECH BABAG LTD.	Disc Filter	Chlorination	10	10	50	5	2	100	06.05.2025	43.94	7.35	7.53	324	8	170	7	425	36	27	5.0	3.1	0.8	3.6	0.8	-	-	24 x 10^7+	210	Plant Under trial run	
32		Rithala Ph-II	40	ASP	SUEZ India Pvt. Ltd.	Disc Filter	UV	10	10	50	5	2	230	06.05.2025	33.98	7.37	7.60	344	9	178	8	445	38	29	6.0	3.5	0.6	3.2	1.2	-	-	24 x 10^6+	95		
33	Rohini Sec-25	Rohini	15	ASP	Ms Dinesh Chandra Rohini project pvt. Ltd .	-	UV	10	10	50	5	2	230	06.05.2025	20.29	7.02	7.22	412	9	202	6	504	28	38	2.0	4.0	0.8	-	-	-	-	-	-		
34	Yamuna Vihar	Yamuna Vihar Ph-I	10	ASP	DJB	-	-	50	30	250	50	5	-	06.05.2025	9.93	7.20	7.40	292	17	184	10	478	38	34	23.0	4.0	1.3	5.2	2.2	11X10^13	12X10^12	21X10^6	1.5X10^5		Ghonda-I SPS, Ghonda – II SPS Zafrabad SPS, Brahampuri SPS Yamuna Vihar SPS, Ghonda-I SPS Ghonda – II SPS, Zafrabad SPS Brahampuri SPS, Yamuna Vihar SPS
35		Yamuna Vihar Ph-II	15	ASP(IFAS)	M/s SIPL-RKC JV	Disc Filter	UV	10	10	50	5	2	230	06.05.2025	15.05	7.30	7.50	356	08	208	05	528	18	32	18.0	3.8	0.8	4.8	1.8	11X10^13	15X10^12	460	210	Plant Under Rehabilitation	
36		Yamuna Vihar Ph-III	25	ASP	M/s Joly & joly	-	-	30	20	-	-	-	-	06.05.2025	29.79	7.30	7.60	660	29	351	20	1024	74	44	29.0	4.9	2.1	7.2	3.2	24X10^15	21X10^14	29X10^7	27X10^6		
37		Sonia Vihar	7											-	-	-	-	-	-	-	-	-	-	-	-	-	-	-	-	-	-	-	-	Under Construction	
		Total Treatment	749.26																																

	Plant not meeting standard as per design parameter	BDL: Below detection limit ND: Not Detectable

Total No of operational plant	37
Total No of Plant Under rehabilitation	1
Outlet Sample collected	35
Plant Under Unfit (As per design)	19
Plant Under fit	16
%Unfit	54
%fit	46

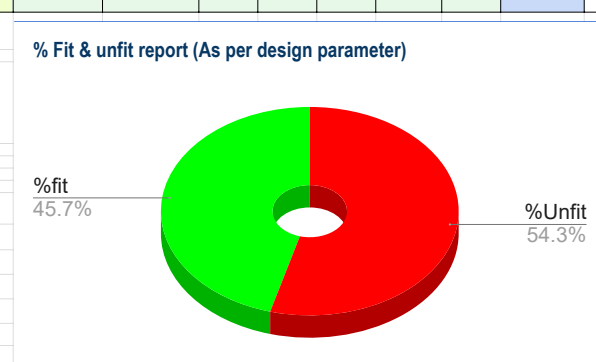

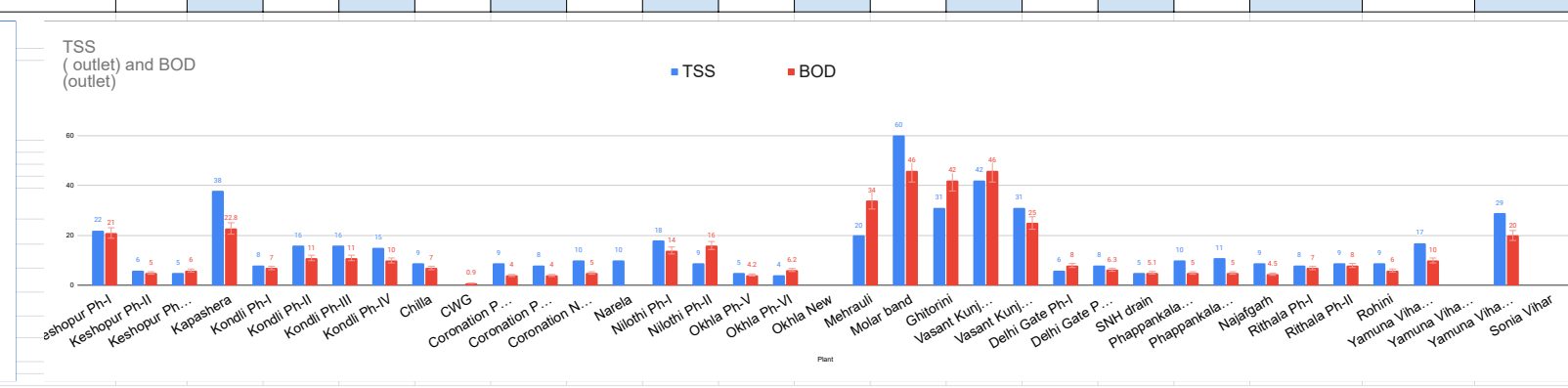

DELHI JAL BOARD

DAILY ANALYSIS REPORT OF ALL SEWAGE TREATMENT PLANT

DATE OF ANALYSIS : 06.06.2025

S.No.	Lab	Plant (STP)	Capacity	Technology	Operator	Tertiary System	Disinfectent Type	Design Parameter(mg/l)					Outlet MPN (F.Coli)	Date of Analysis	Average Daily Flow (MGD)	pH (inlet)	pH (oulet)	TSS (inlet)	TSS (outlet)	BOD (inlet)	BOD (outlet)	COD (inlet)	COD (outlet)	Ammonical nitrogen (Inlet)	Ammonical nitrogen (Outlet)	Ortho phosphate (inlet)	Ortho phosphate (outlet)	Sulphide (Inlet)	Sulphide (Outlet)	Inlet MPN (T.Coli)	Outlet MPN (T.Coli)	Inlet MPN (F.Coli)	Outlet MPN (F.Coli)	Remarks	Feed SPS
			(MGD)					TSS	BOD	COD	Ammonical-N	Phosphate-P	100ml			-	-	mg/l	mg/l	mg/l	mg/l	mg/l	mg/l	mg/l	mg/l	mg/l	mg/l	mg/l	mg/l	100ml	100ml	100ml	100ml		
1	Keshopur	Keshopur Ph-I	12	ASP	VA-TECH WABAG LTD.	-	Chlorination	30	20	250	50	5	230	06.06.2025	-	7.23	7.24	108	2	132	3	299	22	22	1.5	5.8	2.5	10.2	Nil	24×10^9	24×10^3	24×10^8	11×10^3		Uttam Nagar SPS Possangipur SPS Keshopur ISP
2		Keshopur Ph-II	20	ASP	Ayaappa Pvt.Ltd	-	UV (Not Started)	50	30	250	50	5	-	06.06.2025	-	7.25	7.57	412	4	270	4	660	29	23	3.0	4.8	2.7	4.8	Nil					Plant is under rehabilitation and running with 50% capacity.	
3		Keshopur Ph-III	40	ASP	Ayaappa Pvt.Ltd	-	UV (Not Started)	50	30	250	50	5	-	06.06.2025	-	7.28	7.52	348	4	252	8	561	26	19	4.0	4.8	3.2	4.6	Nil					under rehabilitation state and running with 50% capacity.	
4		Kapashera	5	SBR	TRIVENI	-	UV	10	10	50	5	2	230	06.06.2025	-	7.40	7.90	218	57	-	-	605	76	65	25.0	4.2	2.0	4.9	0			91×10^12	5300		Rajokari SPS, Rankpuri SPS, Kapashera SPS, Dundahera SPS
5	Kondli	Kondli Ph-I	10	ASP	Triveni Pvt. Ltd	RGF	Chlorination	10	10	50	5	2	230	06.06.2025	10	6.90	7.40	284	8	150	7	388	18	32	4.0	3.8	1.0	6	0.8						Preet Vihar, Jagriti Enclave, Geeta Colony, Mandawali, Kalyanpuri, New Kalyanpuri,, Dallupura , Gharoli
6		Kondli Ph-II	25	ASP	Triveni Pvt. Ltd	RGF	Chlorination	10	10	50	5	2	230	06.06.2025	25	6.90	7.50	284	9	150	8	388	21	32	5.5	3.8	1.5	6	0.8						
7		Kondli Ph-III	10	ASP	Triveni Pvt. Ltd	RGF	Chlorination	10	10	50	5	2	230	06.06.2025	10	6.90	7.50	284	9	150	8	388	21	32	5.5	3.8	1.5	6	0.8					-	
8		Kondli Ph-IV	45	ASP(IFAS)	Ayaappa Pvt.Ltd	Disc Filter	UV	10	10	50	5	2	230	06.06.2025	45	6.90	7.50	296	8	155	6	436	19	35	5.0	4.0	1.2	6.4	1.2						
9		Chilla	9	Combitreat-ISBR	HNB Engineers		not installed, but compliance<=230	10	10	50	5	2	230	05.05.2025	9	6.90	7.50	280	9	163	7	387	11	40	0.5	4.0	0.8	7.2	Nil						Ghazipur drain
10		CWG	1	MBR	M/s Toshiba Water Soluti on Pvt. Ltd.	Membrane Filtration	Chlorination	10	10	50	5	2	230	05.05.2025	1	7.00	7.60	330	BDL	177	0.9	437	8	42	Nil	3.5	Nil	7.6	Nil						
11	N.S.T.P.C.Pillar	Coronation Pillar Ph-II	20	ASP	DRA Infracom Pvt.Ltd.	-	UV (Not Started)	50	30	250	50	5	-	06.06.2025	16.86	7.20	7.50	156	10	82	06	231	15	23	0.7	2.0	0.7	3.3	0.5					Half stream of plant is Under Rehabilitation	
12		Coronation Pillar Ph-III	10	ASP	DRA Infracom Pvt.Ltd.	-	UV	10	10	50	5	2	230	06.06.2025	8.1	7.30	7.50	116	09	67	05	199	15	20	0.8	1.8	0.9	2.9	0.3						
13		Coronation New	70	ASP	L&T Construction and PASSAVANT (JV)	-	Chlorination	10	10	50	5	2	230	06.06.2025	47.906	7.40	7.80	122	19	65	08	138	26	37	0.7	3.8	1.0	1.9	0.8					Poly dosing	
14		Narela	10	ASP	DRA Infracom Pvt. Ltd.	-	UV	10	10	50	5	2	230	06.06.2025	10.006	7.30	7.70	98	10	61	06	209	17	39	1.0	4.2	0.7	12.1	0.8						
15	Nilothi	Nilothi Ph-I	40	ASP	SUBHASH INFRA PVT. LTD	-	UV (Not Started)	50	30	250	50	5	-	06.06.2025	-	7.79	8.14	396	9	200	8	-	-	30	1.5	3.5	5.2	1	Nil					under rehabilitation state and running with 50% capacity.	Pratibha SPS, Bakkarwala SPS, Sayyad nangloi SPS
16		Nilothi Ph-II	20	ASP	VEOLIA INDIA	Disc Filter	Chlorination	10	10	50	5	2	230	06.06.2025	-	7.60	7.85	252	13	130	16	-	-	26	16.0	3.3	3.0	0.8	Nil						DDA SPS,IST New SPS, Sayyad nangloi SPS
17	Okhla	Okhla Ph-V	16	ASP	DJB	-	not installed, but compliance<=230	50	30	250	50	5	230	06.06.2025	-	7.20	7.50	246	7	190	6.2	-	-	48	0.4	2.6	2.0			93X10^11	24X10^4	3.6X10^11	9.1X10^3		
18		Okhla Ph-VI	30	ASP	SUEZ India Pvt. Ltd.	-	Chlorination	10	10	50	5	2	230	06.06.2025	-	7.30	7.70	222	4	275	6.3	-	-	48	2.4	2.6	2.8			24X10^14	2400	46X10^13	21		
19		Okhla New	124	ASP	SUEZ India Pvt. Ltd.									-	-	-	-	-	-	-	-	-	-	-	-	-	-	-	-	-	-	-	-	Not commissioned,	
20		Mehrauli	5	Extended Aeration	DJB	-	-	50	30	250	50	5	-	03.06.2025	-	7.30	7.50	152	20	205	34	-	-	46	32.0	3.8	0.5								
21		Molar band	0.66	Fluidized Aerobic Bed	DJB	-	-	50	30	250	50	5	-	03.06.2025	-	7.20	7.30	136	60	245	46	-	-	-	-	2.8	1.4			24x10^14	46x10^5	24x10^14	46x10^5		
22		Ghitorini	5	ASP	DJB	-	-	30	20	250	50	5	-	21.05.2025	-	7.20	7.40	182	31	213	42	-	-	50	36.0	2.6	1.3			15x10^13	46x10^5	15x10^13	46x10^5		
23		Vasant Kunj Ph-I	2.2	Extended Aeration	DJB	-	-	50	30	250	50	5	-	21.05.2025	-	7.20	7.50	482	42	340	46	690	129	44	28.0	2.4	1.6			24x10^14	75x10^4	24x10^14	75x10^4		
24		Vasant Kunj Ph-II	3	Extended Aeration	DJB	-	-	50	30	250	50	5	-	21.05.2025	-	7.00	7.40	308	31	350	25	596	84	43	18.0	2.8	1.2			46x10^13	24x10^6	46x10^13	93x10^4		
25		Delhi Gate Ph-I	2.2	Biofor and dansadeg	Degramoent	-	not installed, but compliance<=230	10	10	50	5	2	230	03.06.2025	-	7.10	7.50	212	6	240	8	-	-	42	3.0	1.7	1.1			96x10^3	93x10^3	93x10^12	9.1x10^3		
26		Delhi Gate Ph-II	15	Biofor and dansadeg	Degramoent	-	Chlorination	10	10	50	5	2	230	03.06.2025	-	7.20	7.40	98	8	220	6.3	-	-	39	4.0	1.5	0.9			24x10^14	2400	24x10^14	2400		
27		SNH drain	2.2	Biofor and dansadeg	Degramoent	-	not installed, but compliance<=230	10	10	50	5	2	230	03.06.2025	-	7.20	7.60	290	5	282	5.1	-	-	48	3.0	2.8	0.0			24x10^14	21x10^4	11x10^14	9.1x10^3		
28	Pappankalan	Phappankalan Ph-I	20	ASP	SUBHASH INFRA PVT. LTD	-	UV (Not Started)	50	30	250	50	5	-	06.06.2025	-	7.40	7.80	358	16	-	-	555	42	40	15.0	3.0	2.7	6.1	0			24x10^12	3900	Plant is under Rehabilitation	Dwarka Sector-7, Dwarka Sector 11, Dwarka Sector 16, Dawrka Sector 24,
29		Phappankalan Ph-II	20	ASP	VA-TECH WABAG LTD.	Media Filtration	Chlorination	10	10	50	5	2	230	06.06.2025	-	7.40	7.60	358	8	-	-	555	31	40	12.0	3.0	2.3	6.1	0			24x10^12	1500		
30		Najafgarh	5	ASP	Ayaappa Pvt.Ltd.	-	UV	10	10	50	5	2	230	06.06.2025	-	7.50	7.70	176	10	-	-	454	12	35	1.8	2.5	1.3	3.7	0			21x10^12	64	Plant Under Rehabilitation	25MGD Najafgarh SPS
31	Rithala	Rithala Ph-I	40	ASP	Ms WA TECH BABAG LTD.	Disc Filter	Chlorination	10	10	50	5	2	100	06.06.2025	42.2	7.37	7.59	240	9	138	8	345	37	20	3.0	3.6	0.9	2.8	0.4	-	-	24x10^6+	120	Plant Under trial run	
32		Rithala Ph-II	40	ASP	SUEZ India Pvt. Ltd.	Disc Filter	UV	10	10	50	5	2	230	06.06.2025	36.71	7.33	7.61	268	10	148	9	372	39	28	7.0	4.5	0.8	2.4	0.8	-	-	24x10^6+	64		
33	Rohini Sec-25	Rohini	15	ASP	Ms Dinesh Chandra Rohini project pvt. Ltd .	-	UV	10	10	50	5	2	230	06.06.2025	23.75	7.32	7.30	284	8	154	5	384	24	38	4.8	4.0	1.0	-	-	-	-	-	-		
34	Yamuna Vihar	Yamuna Vihar Ph-I	10	ASP	DJB	-	-	50	30	250	50	5	-	06.06.2025	8.75	7.30	7.50	348	17	220	10	521	34	45	28.0	3.8	1.2	5.4	2.2	11X10^13	12X10^6	28X10^11	27X10^5		Ghonda-I SPS, Ghonda – II SPS Zafrabad SPS, Brahampuri SPS Yamuna Vihar SPS, Ghonda-I SPS Ghonda – II SPS, Zafrabad SPS Brahampuri SPS, Yamuna Vihar SPS
35		Yamuna Vihar Ph-II	15	ASP(IFAS)	M/s SIPL-RKC JV	Disc Filter	UV	10	10	50	5	2	230	06.06.2025	13.74	7.20	7.60	400	10	252	06	590	21	39	16.0	3.6	0.7	4.8	1.8	24X10^13	75	20X10^11	28	Plant Under Rehabilitation	
36		Yamuna Vihar Ph-III	25	ASP	M/s Joly & joly	-	-	30	20	-	-	-	-	06.06.2025	28.9	7.30	7.60	748	51	460	30	990	88	50	32.0	5.2	2.5	7.2	3	24X10^15	21X10^7	35X10^13	27X10^6		
37		Sonia Vihar	7											-	-	-	-	-	-	-	-	-	-	-	-	-	-	-	-	-	-	-	-	Under Construction	
		Total Treatment	**749.26**																																

	Plant not meeting standard as per design parameter	BDL: Below detection limit ND: Not Detectable

Total No of operational plant	37
Total No of Plant Under rehabilitation	1
Outlet Sample collected	35
Plant Under Unfit (As per design)	19
Plant Under fit	16
%Unfit	54
%fit	46

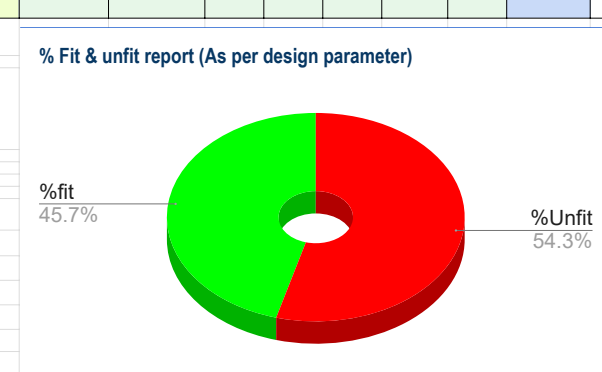

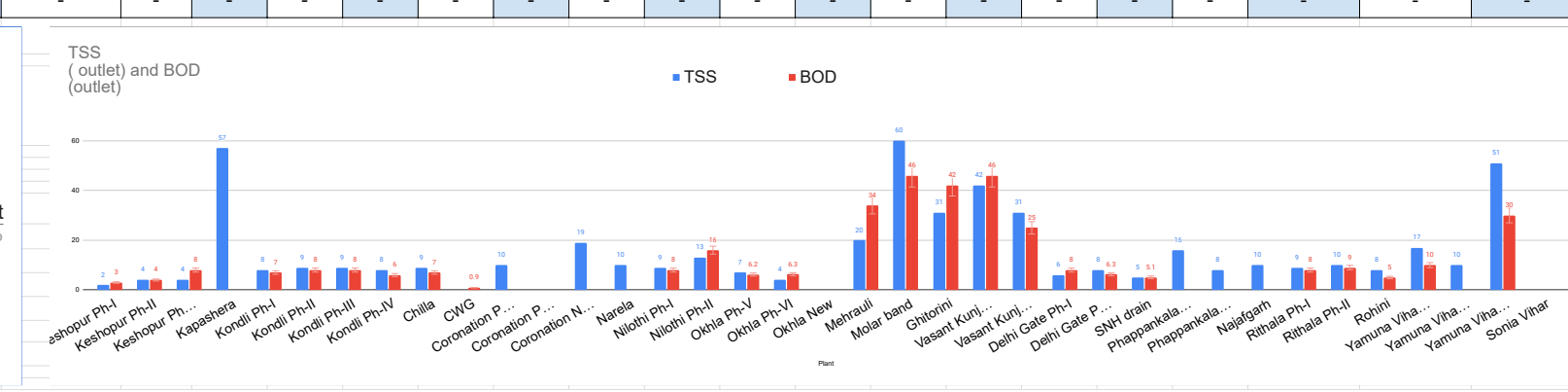

DELHI JAL BOARD

DAILY ANALYSIS REPORT OF ALL SEWAGE TREATMENT PLANT

DATE OF ANALYSIS : 07.06.2025

S.No.	Lab	Plant (STP)	Capacity (MGD)	Technology	Operator	Tertiary System	Disinfectent Type	Design Parameter(mg/l) TSS	BOD	COD	Ammonical-N	Phosphate-P	Outlet MPN (F.Coli)	Date of Analysis	Average Daily Flow (MGD)	pH (inlet)	pH (oulet)	TSS (inlet)	TSS (outlet)	BOD (inlet)	BOD (outlet)	COD (inlet)	COD (outlet)	Ammonical nitrogen (Inlet)	Ammonical nitrogen (Outlet)	Ortho phosphate (inlet)	Ortho phosphate (outlet)	Sulphide (Inlet)	Sulphide (Outlet)	Inlet MPN (T.Coli)	Outlet MPN (T.Coli)	Inlet MPN (F.Coli)	Outlet MPN (F.Coli)	Remarks	Feed SPS
													100ml			-	-	mg/l	mg/l	mg/l	mg/l	mg/l	mg/l	mg/l	mg/l	mg/l	mg/l	mg/l	mg/l	100ml	100ml	100ml	100ml		
1	Keshopur	Keshopur Ph-I	12	ASP	VA-TECH WABAG LTD.	-	Chlorination	30	20	250	50	5	230	07.06.2025	-	7.00	7.43	338	2	194	4	476	29	23	2.5	5.0	2.0	11.6	Nil						Uttam Nagar SPS Possangipur SPS Keshopur ISP
2		Keshopur Ph-II	20	ASP	Ayaappa Pvt.Ltd	-	UV (Not Started)	50	30	250	50	5	-	07.06.2025	-	7.28	7.45	530	4	305	5	691	28	23	4.1	4.5	1.5	3.3	Nil	24×10^10	24×10^4	11×10^9	21×10^4	Plant is under rehabilitation and running with 50% capacity.	
3		Keshopur Ph-III	40	ASP	Ayaappa Pvt.Ltd	-	UV (Not Started)	50	30	250	50	5	-	07.06.2025	-	7.16	7.40	325	9	257	14	545	32	16	4.3	4.0	0.5	6.2	Nil					under rehabilitation state and running with 50% capacity.	
4		Kapashera	5	SBR	TRIVENI	-	UV	10	10	50	5	2	230	06.06.2025	-	7.40	7.90	218	57	-	-	605	76	65	25.0	4.2	2.0	4.9	0			91×10^12	5300		Rajokari SPS, Rankpuri SPS, Kapashera SPS, Dundahera SPS
5	Kondli	Kondli Ph-I	10	ASP	Triveni Pvt. Ltd	RGF	Chlorination	10	10	50	5	2	230	07.06.2025	10	7.00	7.50	292	7	153	5	411	18	35	4.5	3.8	1.2	5.6	0.8	24×10^17	0	28×10^15	0		Preet Vihar, Jagriti Enclave, Geeta Colony, Mandawali, Kalyanpuri, New Kalyanpuri,, Dallupura , Gharoli
6		Kondli Ph-II	25	ASP	Triveni Pvt. Ltd	RGF	Chlorination	10	10	50	5	2	230	07.06.2025	25	7.00	7.50	292	8	153	6	411	20	35	5.0	3.8	1.8	5.6	1.6	24×10^17	28×10^3	36×10^2			
7		Kondli Ph-III	10	ASP	Triveni Pvt. Ltd	RGF	Chlorination	10	10	50	5	2	230	07.06.2025	10	7.00	7.50	292	8	153	6	411	20	35	5.0	3.8	1.8	5.6	1.6	24×10^17	36×10^2	28×10^15	36×10^2	-	
8		Kondli Ph-IV	45	ASP(IFAS)	Ayaappa Pvt.Ltd	Disc Filter	UV	10	10	50	5	2	230	07.06.2025	45	6.90	7.40	310	9	157	9	455	22	35	6.0	4.0	1.5	6	1.2	24×10^17	21×10^4	35×10^15	73×10^2		
9		Chilla	9	Combitreat-ISBR	HNB Engineers		not installed, but compliance<=230	10	10	50	5	2	230	05.05.2025	9	6.90	7.50	280	9	163	7	387	11	40	0.5	4.0	0.8	7.2	Nil						Ghazipur drain
10		CWG	1	MBR	M/s Toshiba Water Soluti on Pvt. Ltd.	Membrane Filtration	Chlorination	10	10	50	5	2	230	05.05.2025	1	7.00	7.60	330	BDL	177	0.9	437	8	42	Nil	3.5	Nil	7.6	Nil						
11	N.S.T.P.C.Pillar	Coronation Pillar Ph-II	20	ASP	DRA Infracom Pvt.Ltd.	-	UV (Not Started)	50	30	250	50	5	-	07.06.2025	17.61	7.20	7.60	168	08	87	05	246	17	22	1.0	2.7	1.0	3.5	0.7					Half stream of plant is Under Rehabilitation	
12		Coronation Pillar Ph-III	10	ASP	DRA Infracom Pvt.Ltd.	-	UV	10	10	50	5	2	230	07.06.2025	8.5	7.20	7.50	136	10	65	05	174	20	20	1.3	3.0	1.0	3.2	0.8						
13		Coronation New	70	ASP	L&T Construction and PASSAVANT (JV)	-	Chlorination	10	10	50	5	2	230	07.06.2025	50.035	7.30	7.60	166	30	76	10	307	44	40	1.2	3.9	1.2	2.8	0.9					Poly dosing	
14		Narela	10	ASP	DRA Infracom Pvt. Ltd.	-	UV	10	10	50	5	2	230	06.06.2025	10.006	7.30	7.70	98	10	61	06	209	17	39	1.0	4.2	0.7	12.1	0.8						
15	Nilothi	Nilothi Ph-I	40	ASP	SUBHASH INFRA PVT. LTD	-	UV (Not Started)	50	30	250	50	5	-	07.06.2025	-	7.80	8.00	456	9	220	12	-	-	25	1.0	3.3	5.0	1.12	Nil					under rehabilitation state and running with 50% capacity.	Pratibha SPS, Bakkarwala SPS, Sayyad nangloi SPS
16		Nilothi Ph-II	20	ASP	VEOLIA INDIA	Disc Filter	Chlorination	10	10	50	5	2	230	07.06.2025	-	7.58	7.84	204	12	140	14	-	-	28	17.0	3.1	2.8	0.72	Nil						DDA SPS,IST New SPS, Sayyad nangloi SPS
17	Okhla	Okhla Ph-V	16	ASP	DJB	-	not installed, but compliance<=230	50	30	250	50	5	230	07.06.2025	-	7.20	7.50	166	13	430	6.1	-	-	48	0.4	2.8	3.0								
18		Okhla Ph-VI	30	ASP	SUEZ India Pvt. Ltd.	-	Chlorination	10	10	50	5	2	230	07.06.2025	-	7.10	7.50	436	10	270	6.6	-	-	48	0.5	2.8	3.0								
19		Okhla New	124	ASP	SUEZ India Pvt. Ltd.									-	-	-	-	-	-	-	-	-	-	-	-	-	-	-	-	-	-	-	-	Not commissioned,	
20		Mehrauli	5	Extended Aeration	DJB	-	-	50	30	250	50	5	-	03.06.2025	-	7.30	7.50	152	20	205	34	-	-	46	32.0	3.8	0.5								
21		Molar band	0.66	Fluidized Aerobic Bed	DJB	-	-	50	30	250	50	5	-	03.06.2025	-	7.20	7.30	136	60	245	46	-	-	-	-	2.8	1.4			24x10^14	46x10^5	24x10^14	46x10^5		
22		Ghitorini	5	ASP	DJB	-	-	30	20	250	50	5	-	21.05.2025	-	7.20	7.40	182	31	213	42	-	-	50	36.0	2.6	1.3			15x10^13	46x10^5	15x10^13	46x10^5		
23		Vasant Kunj Ph-I	2.2	Extended Aeration	DJB	-	-	50	30	250	50	5	-	21.05.2025	-	7.20	7.50	482	42	340	46	690	129	44	28.0	2.4	1.6			24x10^14	75x10^4	24x10^14	75x10^4		
24		Vasant Kunj Ph-II	3	Extended Aeration	DJB	-	-	50	30	250	50	5	-	21.05.2025	-	7.00	7.40	308	31	350	25	596	84	43	18.0	2.8	1.2			46x10^13	24x10^6	46x10^13	93x10^4		
25		Delhi Gate Ph-I	2.2	Biofor and dansadeg	Degramoent	-	not installed, but compliance<=230	10	10	50	5	2	230	03.06.2025	-	7.10	7.50	212	6	240	8	-	-	42	3.0	1.7	1.1			96x10^3	93x10^3	93x10^12	9.1x10^3		
26		Delhi Gate Ph-II	15	Biofor and dansadeg	Degramoent	-	Chlorination	10	10	50	5	2	230	03.06.2025	-	7.20	7.40	98	8	220	6.3	-	-	39	4.0	1.5	0.9			24x10^14	2400	24x10^14	2400		
27		SNH drain	2.2	Biofor and dansadeg	Degramoent	-	not installed, but compliance<=230	10	10	50	5	2	230	03.06.2025	-	7.20	7.60	290	5	282	5.1	-	-	48	3.0	2.8	0.0			24x10^14	21x10^4	11x10^14	9.1x10^3		
28	Pappankalan	Phappankalan Ph-I	20	ASP	SUBHASH INFRA PVT. LTD	-	UV (Not Started)	50	30	250	50	5	-	07.06.2025	-	7.50	7.80	294	12	245	14.5	520	48	35	20.0	2.7	1.0	4.1	Nil					Plant is under Rehabilitation	Dwarka Sector-7, Dwarka Sector 11, Dwarka Sector 16, Dawrka Sector 24,
29		Phappankalan Ph-II	20	ASP	VA-TECH WABAG LTD.	Media Filtration	Chlorination	10	10	50	5	2	230	07.06.2025	-	7.50	7.90	294	4	245	7.7	520	28	35	17.0	2.7	1.4	4.1	Nil						
30		Najafgarh	5	ASP	Ayaappa Pvt.Ltd.	-	UV	10	10	50	5	2	230	06.06.2025	-	7.50	7.70	176	10	-	-	454	12	35	1.8	2.5	1.3	3.7	0			21×10^12	64	Plant Under Rehabilitation	25MGD Najafgarh SPS
31	Rithala	Rithala Ph-I	40	ASP	Ms WA TECH BABAG LTD.	Disc Filter	Chlorination	10	10	50	5	2	100	07.06.2025	40.19	7.34	7.51	308	8	163	7	409	35	26	1.9	3.9	0.8	3.2	0.8	-	-	-	-	Plant Under trial run	
32		Rithala Ph-II	40	ASP	SUEZ India Pvt. Ltd.	Disc Filter	UV	10	10	50	5	2	230	07.06.2025	37.19	7.32	7.54	376	9	190	8	478	37	33	6.0	4.1	0.7	2.8	0.4	-	-	-	-		
33	Rohini Sec-25	Rohini	15	ASP	Ms Dinesh Chandra Rohini project pvt. Ltd .	-	UV	10	10	50	5	2	230	07.06.2025	23.51	7.16	7.18	232	9	138	6	344	32	40	5.0	4.5	1.0								
34	Yamuna Vihar	Yamuna Vihar Ph-I	10	ASP	DJB	-	-	50	30	250	50	5	-	07.06.2025	8.7	7.20	7.60	360	37	219	24	582	55	40	28.0	4.4	2.0	5.8	2.8	24x10^13	15x10^6	75x10^11	27x10^5		Ghonda-I SPS, Ghonda – II SPS Zafrabad SPS, Brahampuri SPS Yamuna Vihar SPS, Ghonda-I SPS Ghonda – II SPS, Zafrabad SPS Brahampuri SPS, Yamuna Vihar SPS
35		Yamuna Vihar Ph-II	15	ASP(IFAS)	M/s SIPL-RKC JV	Disc Filter	UV	10	10	50	5	2	230	07.06.2025	14.79	7.20	7.50	388	10	230	06	529	18	38	14.0	4.0	1.0	5.2	2	11x10^13	150	28x10^11	20	Plant Under Rehabilitation	
36		Yamuna Vihar Ph-III	25	ASP	M/s Joly & joly	-	-	30	20	-	-	-	-	07.06.2025	28.27	7.30	7.60	668	48	394	32	849	89	42	30.0	5.8	2.5	7.8	3.6	24x10^15	21x10^7	12x10^13	44x10^6		
37		Sonia Vihar	7											-	-	-	-	-	-	-	-	-	-	-	-	-	-	-	-	-	-	-	-	Under Construction	
		Total Treatment	**749.26**																																

	Plant not meeting standard as per design parameter	BDL: Below detection limit ND: Not Detectable

Total No of operational plant	37
Total No of Plant Under rehabilitation	1
Outlet Sample collected	35
Plant Under Unfit (As per design)	16
Plant Under fit	19
%Unfit	46
%fit	54

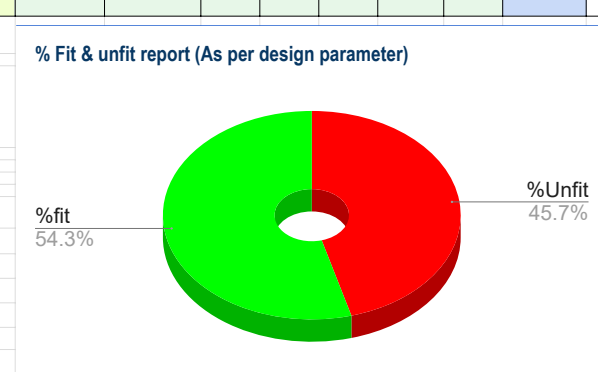

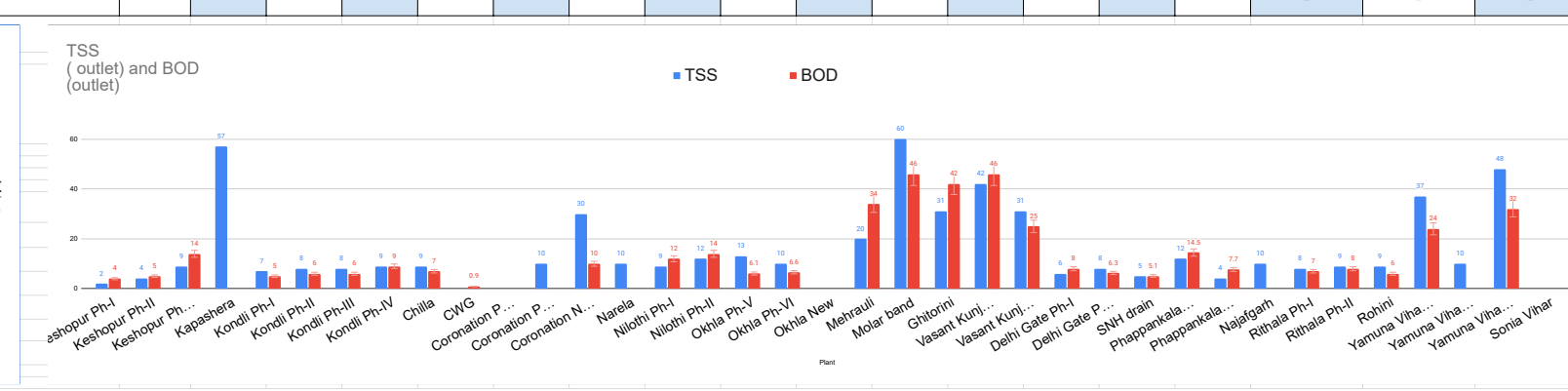

DELHI JAL BOARD

DAILY ANALYSIS REPORT OF ALL SEWAGE TREATMENT PLANT

DATE OF ANALYSIS : 08.06.2025

S.No.	Lab	Plant (STP)	Capacity (MGD)	Technology	Operator	Tertiary System	Disinfectent Type	Design Parameter(mg/l) TSS	BOD	COD	Ammonical-N	Phosphate-P	Outlet MPN (F.Coli) 100ml	Date of Analysis	Average Daily Flow (MGD)	pH (inlet) -	pH (oulet) -	TSS (inlet) mg/l	TSS (outlet) mg/l	BOD (inlet) mg/l	BOD (outlet) mg/l	COD (inlet) mg/l	COD (outlet) mg/l	Ammonical nitrogen (Inlet) mg/l	Ammonical nitrogen (Outlet) mg/l	Ortho phosphate (inlet) mg/l	Ortho phosphate (outlet) mg/l	Sulphide (Inlet) mg/l	Sulphide (Outlet) mg/l	Inlet MPN (T.Coli) 100ml	Outlet MPN (T.Coli) 100ml	Inlet MPN (F.Coli) 100ml	Outlet MPN (F.Coli) 100ml	Remarks	Feed SPS
1	Keshopur	Keshopur Ph-I	12	ASP	VA-TECH WABAG LTD.	-	Chlorination	30	20	250	50	5	230	07.06.2025	-	7.00	7.43	338	2	194	4	476	29	23	2.5	5.0	2.0	11.6	Nil						Uttam Nagar SPS Possangipur SPS Keshopur ISP
2		Keshopur Ph-II	20	ASP	Ayaappa Pvt.Ltd	-	UV (Not Started)	50	30	250	50	5	-	07.06.2025	-	7.28	7.45	530	4	305	5	691	28	23	4.1	4.5	1.5	3.3	Nil	24×10^10	24×10^4	11×10^9	21×10^4	Plant is under rehabilitation and running with 50% capacity.	
3		Keshopur Ph-III	40	ASP	Ayaappa Pvt.Ltd	-	UV (Not Started)	50	30	250	50	5	-	07.06.2025	-	7.16	7.40	325	9	257	14	545	32	16	4.3	4.0	0.5	6.2	Nil					under rehabilitation state and running with 50% capacity.	
4		Kapashera	5	SBR	TRIVENI	-	UV	10	10	50	5	2	230	06.06.2025	-	7.40	7.90	218	**57**	-	-	605	76	65	**25.0**	4.2	2.0	4.9	0			91×10^12	5300		Rajokari SPS, Rankpuri SPS, Kapashera SPS, Dundahera SPS
5	Kondli	Kondli Ph-I	10	ASP	Triveni Pvt. Ltd	RGF	Chlorination	10	10	50	5	2	230	08.06.2025	10	6.90	7.50	310	9	160	7	429	21	35	4.0	3.2	1.0	5	0.8						Preet Vihar, Jagriti Enclave, Geeta Colony, Mandawali, Kalyanpuri, New Kalyanpuri,, Dallupura , Gharoli
6		Kondli Ph-II	25	ASP	Triveni Pvt. Ltd	RGF	Chlorination	10	10	50	5	2	230	08.06.2025	25	6.90	7.40	310	8	160	6	429	17	35	**5.5**	3.2	1.5	5	1.2						
7		Kondli Ph-III	10	ASP	Triveni Pvt. Ltd	RGF	Chlorination	10	10	50	5	2	230	08.06.2025	10	6.90	7.40	310	8	160	6	429	17	35	**5.5**	3.2	1.5	5	1.2					-	
8		Kondli Ph-IV	45	ASP(IFAS)	Ayaappa Pvt.Ltd	Disc Filter	UV	10	10	50	5	2	230	08.06.2025	45	7.00	7.50	322	8	158	7	464	20	32	5.0	3.5	1.2	5.6	1.2						
9		Chilla	9	Combitreat-ISBR	HNB Engineers		not installed, but compliance<=230	10	10	50	5	2	230	05.05.2025	9	6.90	7.50	280	9	163	7	387	11	40	0.5	4.0	0.8	7.2	Nil						Ghazipur drain
10		CWG	1	MBR	M/s Toshiba Water Soluti on Pvt. Ltd.	Membrane Filtration	Chlorination	10	10	50	5	2	230	05.05.2025	1	7.00	7.60	330	BDL	177	0.9	437	8	42	Nil	3.5	Nil	7.6	Nil						
11	N.S.T.P.C.Pillar	Coronation Pillar Ph-II	20	ASP	DRA Infracom Pvt.Ltd.	-	UV (Not Started)	50	30	250	50	5	-	08.06.2025	17.62	7.20	7.40	180	8	113	4	296	18	20	0.6	2.4	0.8	3.2	0.3					Half stream of plant is Under Rehabilitation	
12		Coronation Pillar Ph-III	10	ASP	DRA Infracom Pvt.Ltd.	-	UV	10	10	50	5	2	230	08.06.2025	8.3	7.30	7.50	152	10	88	5	196	19	18	0.5	2.8	0.9	3.4	0.5						
13		Coronation New	70	ASP	L&T Construction and PASSAVANT (JV)	-	Chlorination	10	10	50	5	2	230	08.06.2025	48.559	7.20	7.60	176	**15**	109	9	215	23	38	0.9	3.4	1.0	2.6	0.7					Poly dosing	
14		Narela	10	ASP	DRA Infracom Pvt. Ltd.	-	UV	10	10	50	5	2	230	06.06.2025	10.006	7.30	7.70	98	10	61	06	209	17	39	1.0	4.2	0.7	12.1	0.8						
15	Nilothi	Nilothi Ph-I	40	ASP	SUBHASH INFRA PVT. LTD	-	UV (Not Started)	50	30	250	50	5	-	07.06.2025	-	7.80	8.00	456	9	220	12	-	-	25	1.0	3.3	5.0	1.12	Nil					under rehabilitation state and running with 50% capacity.	Pratibha SPS, Bakkarwala SPS, Sayyad nangloi SPS
16		Nilothi Ph-II	20	ASP	VEOLIA INDIA	Disc Filter	Chlorination	10	10	50	5	2	230	07.06.2025	-	7.58	7.84	204	**12**	140	**14**	-	-	28	**17.0**	3.1	**2.8**	0.72	Nil						DDA SPS,IST New SPS, Sayyad nangloi SPS
17	Okhla	Okhla Ph-V	16	ASP	DJB	-	not installed, but compliance<=230	50	30	250	50	5	230	07.06.2025	-	7.20	7.50	166	13	430	6.1	-	-	48	0.4	2.8	3.0								
18		Okhla Ph-VI	30	ASP	SUEZ India Pvt. Ltd.	-	Chlorination	10	10	50	5	2	230	07.06.2025	-	7.10	7.50	436	10	270	6.6	-	-	48	0.5	2.8	**3.0**								
19		Okhla New	124	ASP	SUEZ India Pvt. Ltd.									-	-	-	-	-	-	-	-	-	-	-	-	-	-	-	-	-	-	-	-	Not commissioned,	
20		Mehrauli	5	Extended Aeration	DJB	-	-	50	30	250	50	5	-	03.06.2025	-	7.30	7.50	152	20	205	**34**	-	-	46	32.0	3.8	0.5								
21		Molar band	0.66	Fluidized Aerobic Bed	DJB	-	-	50	30	250	50	5	-	03.06.2025	-	7.20	7.30	136	**60**	245	**46**	-	-	-	-	2.8	1.4			24x10^14	46x10^5	24x10^14	46x10^5		
22		Ghitorini	5	ASP	DJB	-	-	30	20	250	50	5	-	21.05.2025	-	7.20	7.40	182	**31**	213	42	-	-	50	36.0	2.6	1.3			15x10^13	46x10^5	15x10^13	46x10^5		
23		Vasant Kunj Ph-I	2.2	Extended Aeration	DJB	-	-	50	30	250	50	5	-	21.05.2025	-	7.20	7.50	482	42	340	**46**	690	129	44	28.0	2.4	1.6			24x10^14	75x10^4	24x10^14	75x10^4		
24		Vasant Kunj Ph-II	3	Extended Aeration	DJB	-	-	50	30	250	50	5	-	21.05.2025	-	7.00	7.40	308	31	350	25	596	84	43	18.0	2.8	1.2			46x10^13	24x10^6	46x10^13	93x10^4		
25		Delhi Gate Ph-I	2.2	Biofor and dansadeg	Degramoent	-	not installed, but compliance<=230	10	10	50	5	2	230	03.06.2025	-	7.10	7.50	212	6	240	8	-	-	42	3.0	1.7	1.1			96x10^3	93x10^3	93x10^12	9.1x10^3		
26		Delhi Gate Ph-II	15	Biofor and dansadeg	Degramoent	-	Chlorination	10	10	50	5	2	230	03.06.2025	-	7.20	7.40	98	8	220	6.3	-	-	39	4.0	1.5	0.9			24x10^14	2400	24x10^14	2400		
27		SNH drain	2.2	Biofor and dansadeg	Degramoent	-	not installed, but compliance<=230	10	10	50	5	2	230	03.06.2025	-	7.20	7.60	290	5	282	5.1	-	-	48	3.0	2.8	0.0			24x10^14	21x10^4	11x10^14	9.1x10^3		
28	Pappankalan	Phappankalan Ph-I	20	ASP	SUBHASH INFRA PVT. LTD	-	UV (Not Started)	50	30	250	50	5	-	07.06.2025	-	7.50	7.80	294	12	245	14.5	520	48	35	20.0	2.7	1.0	4.1	Nil					Plant is under Rehabilitation	Dwarka Sector-7, Dwarka Sector 11, Dwarka Sector 16, Dawrka Sector 24,
29		Phappankalan Ph-II	20	ASP	VA-TECH WABAG LTD.	Media Filtration	Chlorination	10	10	50	5	2	230	07.06.2025	-	7.50	7.90	294	4	245	7.7	520	28	35	**17.0**	2.7	1.4	4.1	Nil						
30		Najafgarh	5	ASP	Ayaappa Pvt.Ltd.	-	UV	10	10	50	5	2	230	06.06.2025	-	7.50	7.70	176	10	-	-	454	12	35	1.8	2.5	1.3	3.7	0			21×10^12	64	Plant Under Rehabilitation	25MGD Najafgarh SPS
31	Rithala	Rithala Ph-I	40	ASP	Ms WA TECH BABAG LTD.	Disc Filter	Chlorination	10	10	50	5	2	100	08.06.2025	44.08	7.25	7.57	284	9	157	8	396	38	31	0.6	3.3	1.0	2.8	0.8	-	-	-	-	Plant Under trial run	
32		Rithala Ph-II	40	ASP	SUEZ India Pvt. Ltd.	Disc Filter	UV	10	10	50	5	2	230	08.06.2025	37.9	7.22	7.63	380	10	190	9	476	40	25	**10.0**	3.2	0.6	3.2	1.2	-	-	-	-		
33	Rohini Sec-25	Rohini	15	ASP	Ms Dinesh Chandra Rohini project pvt. Ltd .	-	UV	10	10	50	5	2	230	08.06.2025	23.58	6.72	7.19	216	10	125	7	312	36	45	5.0	7.5	0.8		-	-	-	-	-		
34	Yamuna Vihar	Yamuna Vihar Ph-I	10	ASP	DJB	-	-	50	30	250	50	5	-	08.06.2025	8.5	7.40	7.60	272	18	171	11	426	38	37	22.0	4.0	1.2	5.2	2	11X10^13	15X10^6	44X10^11	28X10^5		Ghonda-I SPS, Ghonda – II SPS Zafrabad SPS, Brahampuri SPS Yamuna Vihar SPS, Ghonda-I SPS Ghonda – II SPS, Zafrabad SPS Brahampuri SPS, Yamuna Vihar SPS
35		Yamuna Vihar Ph-II	15	ASP(IFAS)	M/s SIPL-RKC JV	Disc Filter	UV	10	10	50	5	2	230	08.06.2025	13.62	7.30	7.40	340	08	211	05	478	18	38	**15.0**	3.5	0.4	4.8	1.6	29X10^12	150	35X10^11	27	Plant Under Rehabilitation	
36		Yamuna Vihar Ph-III	25	ASP	M/s Joly & joly	-	-	30	20	-	-	-	-	08.06.2025	29.15	7.40	7.40	636	**45**	390	**28**	912	92	50	32.0	5.8	3.0	8.4	3.2	24X10^15	21X10^7	75X10^13	39X10^6		
37		Sonia Vihar	7											-	-	-	-	-	-	-	-	-	-	-	-	-	-	-	-	-	-	-	-	Under Construction	
		Total Treatment	**749.26**																																

Plant not meeting standard as per design parameter	BDL: Below detection limit ND: Not Detectable

Total No of operational plant	37
Total No of Plant Under rehabilitation	1
Outlet Sample collected	35
Plant Under Unfit (As per design)	16
Plant Under fit	19
%Unfit	46
%fit	54

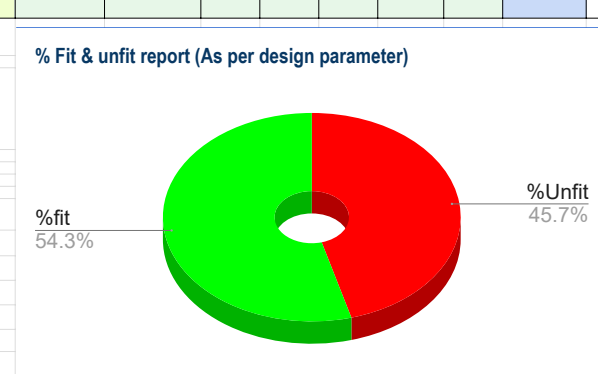

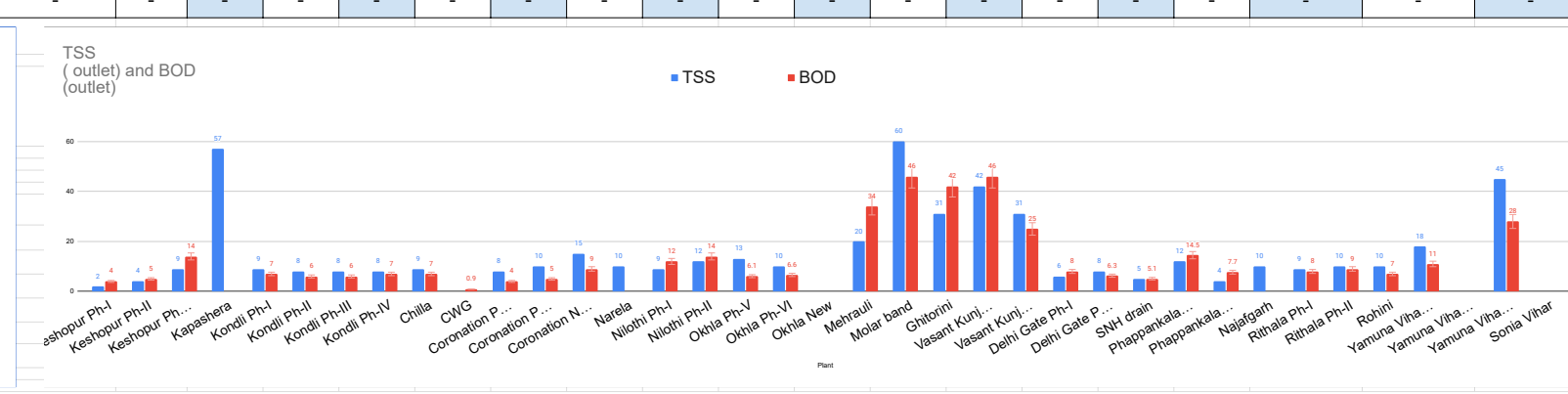

DELHI JAL BOARD

DAILY ANALYSIS REPORT OF ALL SEWAGE TREATMENT PLANT

DATE OF ANALYSIS : 09.06.2025

S.No.	Lab	Plant (STP)	Capacity	Technology	Operator	Tertiary System	Disinfectent Type	Design Parameter(mg/l)					Outlet MPN (F.Coli)	Date of Analysis	Average Daily Flow (MGD)	pH (inlet)	pH (oulet)	TSS (inlet)	TSS (outlet)	BOD (inlet)	BOD (outlet)	COD (inlet)	COD (outlet)	Ammonical nitrogen (Inlet)	Ammonical nitrogen (Outlet)	Ortho phosphate (inlet)	Ortho phosphate (outlet)	Sulphide (Inlet)	Sulphide (Outlet)	Inlet MPN (T.Coli)	Outlet MPN (T.Coli)	Inlet MPN (F.Coli)	Outlet MPN (F.Coli)	Remarks	Feed SPS
			(MGD)					TSS	BOD	COD	Ammonical-N	Phosphate-P	100ml			-	-	mg/l	mg/l	mg/l	mg/l	mg/l	mg/l	mg/l	mg/l	mg/l	mg/l	mg/l	mg/l	100ml	100ml	100ml	100ml		
1	Keshopur	Keshopur Ph-I	12	ASP	VA-TECH WABAG LTD.	-	Chlorination	30	20	250	50	5	230	09.06.2025	-	7.10	7.34	252	4	170	8	420	31	22	6.5	5.5	2.3	9.2	Nil						Uttam Nagar SPS Possangipur SPS Keshopur ISP
2		Keshopur Ph-II	20	ASP	Ayaappa Pvt.Ltd	-	UV (Not Started)	50	30	250	50	5	-	09.06.2025	-	7.19	7.38	361	4	275	7	683	26	22	2.7	6.0	7.0	3.9	Nil					Plant is under rehabilitation and running with 50% capacity.	
3		Keshopur Ph-III	40	ASP	Ayaappa Pvt.Ltd	-	UV (Not Started)	50	30	250	50	5	-	09.06.2025	-	7.15	7.40	348	19	210	10	522	35	21	2.0	3.8	5.0	6.2	Nil	24×10^9	24×10^5	21×10^8	11×10^2	under rehabilitation state and running with 50% capacity.	
4		Kapashera	5	SBR	TRIVENI	-	UV	10	10	50	5	2	230	06.06.2025	-	7.40	7.90	218	57	-	-	605	76	65	25.0	4.2	2.0	4.9	0			91×10^12	5300		Rajokari SPS, Rankpuri SPS, Kapashera SPS, Dundahera SPS
5	Kondli	Kondli Ph-I	10	ASP	Triveni Pvt. Ltd	RGF	Chlorination	10	10	50	5	2	230	09.06.2025	10	7.00	7.50	296	8	152	6	414	13	32	3.5	3.5	1.2	5.6	0.8						Preet Vihar, Jagriti Enclave, Geeta Colony, Mandawali, Kalyanpuri, New Kalyanpuri,, Dallupura , Gharoli
6		Kondli Ph-II	25	ASP	Triveni Pvt. Ltd	RGF	Chlorination	10	10	50	5	2	230	09.06.2025	25	7.00	7.60	296	9	152	8	414	15	32	5.0	3.5	1.2	5.6	1.6						
7		Kondli Ph-III	10	ASP	Triveni Pvt. Ltd	RGF	Chlorination	10	10	50	5	2	230	09.06.2025	10	7.00	7.60	296	9	152	8	414	15	32	5.0	3.5	1.2	5.6	1.6					-	
8		Kondli Ph-IV	45	ASP(IFAS)	Ayaappa Pvt.Ltd	Disc Filter	UV	10	10	50	5	2	230	09.06.2025	45	7.00	7.50	308	9	155	8	438	16	35	5.5	4.0	1.2	6.4	1.2						
9		Chilla	9	Combitreat-ISBR	HNB Engineers		not installed, but compliance<=230	10	10	50	5	2	230	05.05.2025	9	6.90	7.50	280	9	163	7	387	11	40	0.5	4.0	0.8	7.2	Nil						Ghazipur drain
10		CWG	1	MBR	M/s Toshiba Water Soluti on Pvt. Ltd.	Membrane Filtration	Chlorination	10	10	50	5	2	230	05.05.2025	1	7.00	7.60	330	BDL	177	0.9	437	8	42	Nil	3.5	Nil	7.6	Nil						
11	N.S.T.P.C.Pillar	Coronation Pillar Ph-II	20	ASP	DRA Infracom Pvt.Ltd.	-	UV (Not Started)	50	30	250	50	5	-	09.06.2025	17.97	7.30	7.50	176	09	107	04	353	12	22	0.9	2.3	0.7	3	0.5					Half stream of plant is Under Rehabilitation	
12		Coronation Pillar Ph-III	10	ASP	DRA Infracom Pvt.Ltd.	-	UV	10	10	50	5	2	230	09.06.2025	8.02	7.20	7.50	80	08	54	03	165	10	20	0.5	2.8	1.0	2.9	0.7						
13		Coronation New	70	ASP	L&T Construction and PASSAVANT (JV)	-	Chlorination	10	10	50	5	2	230	09.06.2025	48.307	7.30	7.60	122	16	73	08	256	16	32	1.1	3.5	1.2	3.7	0.9					Poly dosing	
14		Narela	10	ASP	DRA Infracom Pvt. Ltd.	-	UV	10	10	50	5	2	230	09.06.2025	12.34	7.30	7.60	106	05	66	04	240	13	38	0.9	4.2	0.9	1.3	bdl						
15	Nilothi	Nilothi Ph-I	40	ASP	SUBHASH INFRA PVT. LTD	-	UV (Not Started)	50	30	250	50	5	-	09.06.2025	-	7.78	8.04	404	6	200	8	-	-	28	1.5	3.2	5.1	1.04	Nil					under rehabilitation state and running with 50% capacity.	Pratibha SPS, Bakkarwala SPS, Sayyad nangloi SPS
16		Nilothi Ph-II	20	ASP	VEOLIA INDIA	Disc Filter	Chlorination	10	10	50	5	2	230	09.06.2025	-	7.64	7.84	256	13	150	11	-	-	23	17.0	3.0	2.7	0.9	Nil						DDA SPS,IST New SPS, Sayyad nangloi SPS
17	Okhla	Okhla Ph-V	16	ASP	DJB	-	not installed, but compliance<=230	50	30	250	50	5	230	09.06.2025	-	6.80	7.30	166	6	215	7.1	-	-	46	1.2	2.6	2.0			35x10^11	24x10^4	7.3x10^11	3.6x10^3		
18		Okhla Ph-VI	30	ASP	SUEZ India Pvt. Ltd.	-	Chlorination	10	10	50	5	2	230	09.06.2025	-	7.30	7.50	212	9	183	3.9	-	-	44	1.0	2.4	1.4			15x10^12	2400	9.1x10^11	21		
19		Okhla New	124	ASP	SUEZ India Pvt. Ltd.									-	-	-	-	-	-	-	-	-	-	-	-	-	-	-	-	-	-	-	-	Not commissioned,	
20		Mehrauli	5	Extended Aeration	DJB	-	-	50	30	250	50	5	-	03.06.2025	-	7.30	7.50	152	20	205	34	-	-	46	32.0	3.8	0.5								
21		Molar band	0.66	Fluidized Aerobic Bed	DJB	-	-	50	30	250	50	5	-	03.06.2025	-	7.20	7.30	136	60	245	46	-	-	-	-	2.8	1.4			24x10^14	46x10^5	24x10^14	46x10^5		
22		Ghitorini	5	ASP	DJB	-	-	30	20	250	50	5	-	21.05.2025	-	7.20	7.40	182	31	213	42	-	-	50	36.0	2.6	1.3			15x10^13	46x10^5	15x10^13	46x10^5		
23		Vasant Kunj Ph-I	2.2	Extended Aeration	DJB	-	-	50	30	250	50	5	-	21.05.2025	-	7.20	7.50	482	42	340	46	690	129	44	28.0	2.4	1.6			24x10^14	75x10^4	24x10^14	75x10^4		
24		Vasant Kunj Ph-II	3	Extended Aeration	DJB	-	-	50	30	250	50	5	-	21.05.2025	-	7.00	7.40	308	31	350	25	596	84	43	18.0	2.8	1.2			46x10^13	24x10^6	46x10^13	93x10^4		
25		Delhi Gate Ph-I	2.2	Biofor and dansadeg	Degramoent	-	not installed, but compliance<=230	10	10	50	5	2	230	03.06.2025	-	7.10	7.50	212	6	240	8	-	-	42	3.0	1.7	1.1			96x10^3	93x10^3	93x10^12	9.1x10^3		
26		Delhi Gate Ph-II	15	Biofor and dansadeg	Degramoent	-	Chlorination	10	10	50	5	2	230	03.06.2025	-	7.20	7.40	98	8	220	6.3	-	-	39	4.0	1.5	0.9			24x10^14	2400	24x10^14	2400		
27		SNH drain	2.2	Biofor and dansadeg	Degramoent	-	not installed, but compliance<=230	10	10	50	5	2	230	03.06.2025	-	7.20	7.60	290	5	282	5.1	-	-	48	3.0	2.8	0.0			24x10^14	21x10^4	11x10^14	9.1x10^3		
28	Pappankalan	Phappankalan Ph-I	20	ASP	SUBHASH INFRA PVT. LTD	-	UV (Not Started)	50	30	250	50	5	-	09.06.2025	-	7.40	7.60	574	14	293	18	700	46	30	18.0	2.8	2.5	6.1	Nil					Plant is under Rehabilitation	Dwarka Sector-7, Dwarka Sector 11, Dwarka Sector 16, Dawrka Sector 24,
29		Phappankalan Ph-II	20	ASP	VA-TECH WABAG LTD.	Media Filtration	Chlorination	10	10	50	5	2	230	09.06.2025	-	7.40	7.70	574	5	293	2.7	700	10	30	12.0	2.8	2.0	6.1	Nil						
30		Najafgarh	5	ASP	Ayaappa Pvt.Ltd.	-	UV	10	10	50	5	2	230	06.06.2025	-	7.50	7.70	176	10	-	-	454	12	35	1.8	2.5	1.3	3.7	0			21x10^12	64	Plant Under Rehabilitation	25MGD Najafgarh SPS
31	Rithala	Rithala Ph-I	40	ASP	Ms WA TECH BABAG LTD.	Disc Filter	Chlorination	10	10	50	5	2	100	09.06.2025	43.95	7.37	7.62	288	10	155	8	389	39	26	0.8	3.3	0.9	3.2	0.4	-	-	-	-	Plant Under trial run	
32		Rithala Ph-II	40	ASP	SUEZ India Pvt. Ltd.	Disc Filter	UV	10	10	50	5	2	230	09.06.2025	36.93	7.25	7.61	396	8	198	7	497	36	32	6.0	3.5	0.5	2.8	0.4	-	-	-	-		
33	Rohini Sec-25	Rohini	15	ASP	Ms Dinesh Chandra Rohini project pvt. Ltd .	-	UV	10	10	50	5	2	230	09.06.2025	23.29	7.24	7.28	356	9	185	6	464	32	38	5.0	4.5	0.7	-	-	24x10^7+	1100	24x10^6+	160		
34	Yamuna Vihar	Yamuna Vihar Ph-I	10	ASP	DJB	-	-	50	30	250	50	5	-	09.06.2025	8.8	7.30	7.50	332	27	199	17	604	68	50	35.0	5.5	1.5	5.6	2.4	24X10^13	28X10^6	20X10^11	11X10^5		Ghonda-I SPS, Ghonda – II SPS Zafrabad SPS, Brahampuri SPS Yamuna Vihar SPS, Ghonda-I SPS Ghonda – II SPS, Zafrabad SPS Brahampuri SPS, Yamuna Vihar SPS
35		Yamuna Vihar Ph-II	15	ASP(IFAS)	M/s SIPL-RKC JV	Disc Filter	UV	10	10	50	5	2	230	09.06.2025	15.19	7.20	7.60	292	09	186	06	588	25	35	15.0	4.5	1.0	4.4	1.2	11X10^13	120	20X10^10	7.2	Plant Under Rehabilitation	
36		Yamuna Vihar Ph-III	25	ASP	M/s Joly & joly	-	-	30	20	-	-	-	-	09.06.2025	30.08	7.30	7.60	532	42	322	25	964	109	52	40.0	5.0	3.0	8	3.6	24X10^15	28X10^7	27X10^13	20X10^5		
37		Sonia Vihar	7											-	-	-	-	-	-	-	-	-	-	-	-	-	-	-	-	-	-	-	-	Under Construction	
		Total Treatment	**749.26**																																

	Plant not meeting standard as per design parameter	BDL: Below detection limit ND: Not Detectable

Total No of operational plant	37
Total No of Plant Under rehabilitation	1
Outlet Sample collected	35
Plant Under Unfit (As per design)	18
Plant Under fit	17
%Unfit	51
%fit	49

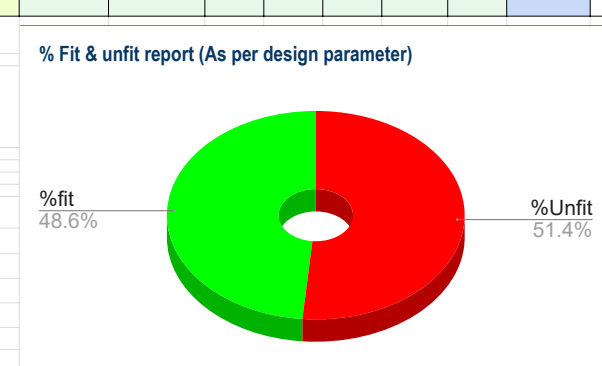

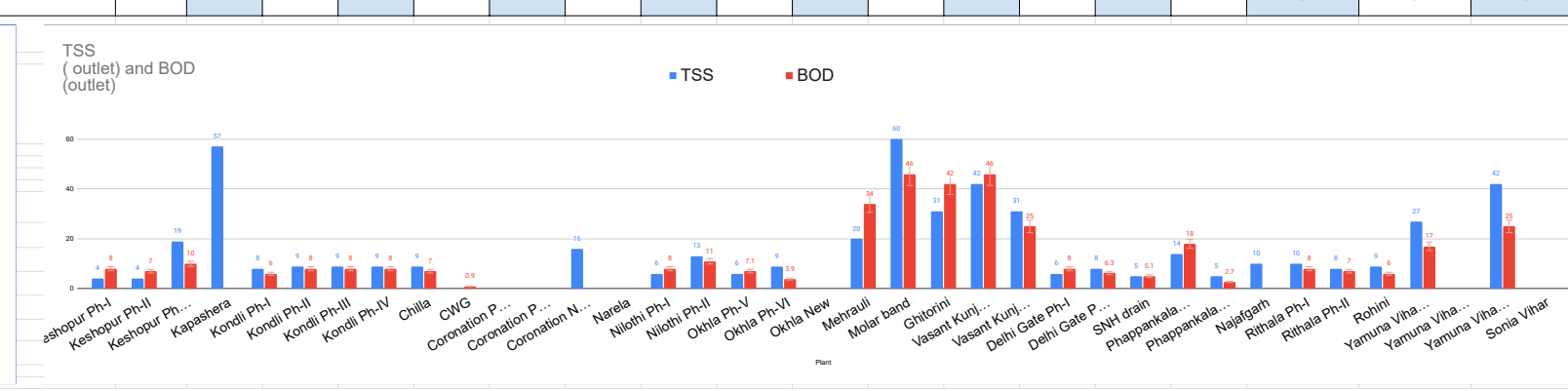

DELHI JAL BOARD

DAILY ANALYSIS REPORT OF ALL SEWAGE TREATMENT PLANT

DATE OF ANALYSIS : 10.06.2025

S.No.	Lab	Plant (STP)	Capacity	Technology	Operator	Tertiary System	Disinfectent Type	Design Parameter(mg/l)					Outlet MPN (F.Coli)	Date of Analysis	Average Daily Flow (MGD)	pH (inlet)	pH (oulet)	TSS (inlet)	TSS (outlet)	BOD (inlet)	BOD (outlet)	COD (inlet)	COD (outlet)	Ammonical nitrogen (Inlet)	Ammonical nitrogen (Outlet)	Ortho phosphate (inlet)	Ortho phosphate (outlet)	Sulphide (Inlet)	Sulphide (Outlet)	Inlet MPN (T.Coli)	Outlet MPN (T.Coli)	Inlet MPN (F.Coli)	Outlet MPN (F.Coli)	Remarks	Feed SPS
			(MGD)					TSS	BOD	COD	Ammonical-N	Phosphate-P	100ml			-	-	mg/l	mg/l	mg/l	mg/l	mg/l	mg/l	mg/l	mg/l	mg/l	mg/l	mg/l	mg/l	100ml	100ml	100ml	100ml		
1	Keshopur	Keshopur Ph-I	12	ASP	VA-TECH WABAG LTD.	-	Chlorination	30	20	250	50	5	230	10.06.2025	-	7.03	7.52	277	6	-	-	-	-	27	12.0	3.8	2.5	9.7	Nil	24×10^9	24×10^2	11×10^8	11×10^2		Uttam Nagar SPS Possangipur SPS Keshopur ISP
2		Keshopur Ph-II	20	ASP	Ayaappa Pvt.Ltd	-	UV (Not Started)	50	30	250	50	5	-	10.06.2025	-	7.24	7.56	525	5	-	-	-	-	28	5.0	5.0	2.8	3.8	Nil					Plant is under rehabilitation and running with 50% capacity.	
3		Keshopur Ph-III	40	ASP	Ayaappa Pvt.Ltd	-	UV (Not Started)	50	30	250	50	5	-	10.06.2025	-	7.25	7.50	336	10	-	-	-	-	23	5.0	6.0	1.4	5.6	Nil					under rehabilitation state and running with 50% capacity.	
4		Kapashera	5	SBR	TRIVENI	-	UV	10	10	50	5	2	230	10.06.2025		7.30	7.70	534	22	265	13.5	560	23	100	5.0	3.2	2.0	5.9	Nil	-	-	11*10^12	3500		Rajokari SPS, Rankpuri SPS, Kapashera SPS, Dundahera SPS
5	Kondli	Kondli Ph-I	10	ASP	Triveni Pvt. Ltd	RGF	Chlorination	10	10	50	5	2	230	10.06.2025	10	7.00	7.60	312	9	155	8	420	24	30	3.0	3.2	1.0	5.2	Nil						Preet Vihar, Jagriti Enclave, Geeta Colony, Mandawali, Kalyanpuri, New Kalyanpuri,, Dallupura , Gharoli
6		Kondli Ph-II	25	ASP	Triveni Pvt. Ltd	RGF	Chlorination	10	10	50	5	2	230	10.06.2025	25	7.00	7.50	312	8	155	7	420	20	30	4.0	3.2	1.2	5.2	Nil						
7		Kondli Ph-III	10	ASP	Triveni Pvt. Ltd	RGF	Chlorination	10	10	50	5	2	230	10.06.2025	10	7.00	7.50	312	8	155	7	420	20	30	4.0	3.2	1.2	5.2	Nil					-	
8		Kondli Ph-IV	45	ASP(IFAS)	Ayaappa Pvt.Ltd	Disc Filter	UV	10	10	50	5	2	230	10.06.2025	45	7.00	7.50	298	9	153	6	413	19	34	3.5	3.5	1.0	6	0.8						
9		Chilla	9	Combitreat-ISBR	HNB Engineers		not installed, but compliance<=230	10	10	50	5	2	230	05.05.2025	9	6.90	7.50	280	9	163	7	387	11	40	0.5	4.0	0.8	7.2	Nil						Ghazipur drain
10		CWG	1	MBR	M/s Toshiba Water Soluti on Pvt. Ltd.	Membrane Filtration	Chlorination	10	10	50	5	2	230	05.05.2025	1	7.00	7.60	330	BDL	177	0.9	437	8	42	Nil	3.5	Nil	7.6	Nil						
11	N.S.T.P.C.Pillar	Coronation Pillar Ph-II	20	ASP	DRA Infracom Pvt.Ltd.	-	UV (Not Started)	50	30	250	50	5	-	10.06.2025	17.32	7.30	7.50	210	09	155	04	362	15	24	0.7	3.4	0.7	4.6	bdl					Half stream of plant is Under Rehabilitation	
12		Coronation Pillar Ph-III	10	ASP	DRA Infracom Pvt.Ltd.	-	UV	10	10	50	5	2	230	10.06.2025	8.1	7.40	7.60	118	10	71	05	250	17	21	0.8	2.9	0.7	3.7	bdl						
13		Coronation New	70	ASP	L&T Construction and PASSAVANT (JV)	-	Chlorination	10	10	50	5	2	230	10.06.2025	53.031	7.50	7.80	128	21	86	13	276	29	32	1.0	3.0	0.5	1.9	bdl					Poly dosing	
14		Narela	10	ASP	DRA Infracom Pvt. Ltd.	-	UV	10	10	50	5	2	230	-	-	-	-	-	-	-	-	-	-	-	-	-	-	-	-	-	-	-	-		
15	Nilothi	Nilothi Ph-I	40	ASP	SUBHASH INFRA PVT. LTD	-	UV (Not Started)	50	30	250	50	5	-	10.06.2025	-	7.81	8.10	426	7	210	7	-	-	25	1.0	3.1	4.9	1.12	Nil					under rehabilitation state and running with 50% capacity.	Pratibha SPS, Bakkarwala SPS, Sayyad nangloi SPS
16		Nilothi Ph-II	20	ASP	VEOLIA INDIA	Disc Filter	Chlorination	10	10	50	5	2	230	10.06.2025	-	7.63	7.78	336	12	170	16	-	-	28	16.0	3.0	4.2	0.96	Nil						DDA SPS,IST New SPS, Sayyad nangloi SPS
17	Okhla	Okhla Ph-V	16	ASP	DJB	-	not installed, but compliance<=230	50	30	250	50	5	230	10.06.2025	-	6.80	7.00	154	7	175	6.9	-	-	38	3.5	0.6	1.0			7.3x10^11	11x10^5	3.6x10^11	9.1		
18		Okhla Ph-VI	30	ASP	SUEZ India Pvt. Ltd.	-	Chlorination	10	10	50	5	2	230	10.06.2025	-	7.00	7.20	274	5	275	4.6	-	-	38	0.0	0.9	1.3			43x10^11	9.1	3.6x10^11	<1.8		
19		Okhla New	124	ASP	SUEZ India Pvt. Ltd.									-	-	-	-	-	-	-	-	-	-	-	-	-	-	-	-	-	-	-	-	Not commissioned,	
20		Mehrauli	5	Extended Aeration	DJB	-	-	50	30	250	50	5	-	03.06.2025	-	7.30	7.50	152	20	205	34	-	-	46	32.0	3.8	0.5								
21		Molar band	0.66	Fluidized Aerobic Bed	DJB	-	-	50	30	250	50	5	-	03.06.2025	-	7.20	7.30	136	60	245	46	-	-	-	-	2.8	1.4			24x10^14	46x10^5	24x10^14	46x10^5		
22		Ghitorini	5	ASP	DJB	-	-	30	20	250	50	5	-	21.05.2025	-	7.20	7.40	182	31	213	42	-	-	50	36.0	2.6	1.3			15x10^13	46x10^5	15x10^13	46x10^5		
23		Vasant Kunj Ph-I	2.2	Extended Aeration	DJB	-	-	50	30	250	50	5	-	21.05.2025	-	7.20	7.50	482	42	340	46	690	129	44	28.0	2.4	1.6			24x10^14	75x10^4	24x10^14	75x10^4		
24		Vasant Kunj Ph-II	3	Extended Aeration	DJB	-	-	50	30	250	50	5	-	21.05.2025	-	7.00	7.40	308	31	350	25	596	84	43	18.0	2.8	1.2			46x10^13	24x10^6	46x10^13	93x10^4		
25		Delhi Gate Ph-I	2.2	Biofor and dansadeg	Degramoent	-	not installed, but compliance<=230	10	10	50	5	2	230	03.06.2025	-	7.10	7.50	212	6	240	8	-	-	42	3.0	1.7	1.1			96x10^3	93x10^3	93x10^12	9.1x10^3		
26		Delhi Gate Ph-II	15	Biofor and dansadeg	Degramoent	-	Chlorination	10	10	50	5	2	230	03.06.2025	-	7.20	7.40	98	8	220	6.3	-	-	39	4.0	1.5	0.9			24x10^14	2400	24x10^14	2400		
27		SNH drain	2.2	Biofor and dansadeg	Degramoent	-	not installed, but compliance<=230	10	10	50	5	2	230	03.06.2025	-	7.20	7.60	290	5	282	5.1	-	-	48	3.0	2.8	0.0			24x10^14	21x10^4	11x10^14	9.1x10^3		
28	Pappankalan	Phappankalan Ph-I	20	ASP	SUBHASH INFRA PVT. LTD	-	UV (Not Started)	50	30	250	50	5	-	10.06.2025	-	7.50	7.60	266	34	265	21.5	640	72	90	18.0	3.0	4.0	6.3	Nil			35*10^12	6400	Plant is under Rehabilitation	Dwarka Sector-7, Dwarka Sector 11, Dwarka Sector 16, Dawrka Sector 24,
29		Phappankalan Ph-II	20	ASP	VA-TECH WABAG LTD.	Media Filtration	Chlorination	10	10	50	5	2	230	10.06.2025	-	7.50	7.80	266	9	265	7.5	640	28	90	14.0	3.0	2.5	6.3	Nil			35*10^12	1600		
30		Najafgarh	5	ASP	Ayaappa Pvt.Ltd.	-	UV	10	10	50	5	2	230	10.06.2025		7.30	7.50	180	9	175	6.1	200	10	25	1.0	2.0	1.2	3.7	Nil	-	-	12*10^12	150	Plant Under Rehabilitation	25MGD Najafgarh SPS
31	Rithala	Rithala Ph-I	40	ASP	Ms WA TECH BABAG LTD.	Disc Filter	Chlorination	10	10	50	5	2	100	10.06.2025	37.09	7.38	7.61	272	8	150	6	375	35	24	1.2	3.9	0.5	3.2	0.8	-	-	24×10^7+	93	Plant Under trial run	
32		Rithala Ph-II	40	ASP	SUEZ India Pvt. Ltd.	Disc Filter	UV	10	10	50	5	2	230	10.06.2025	37.18	7.40	7.63	296	10	160	9	399	38	29	8.0	4.0	0.9	3.6	1.2	-	-	24×10^7+	43		
33	Rohini Sec-25	Rohini	15	ASP	Ms Dinesh Chandra Rohini project pvt. Ltd .	-	UV	10	10	50	5	2	230	10.06.2025	24.06	7.48	7.51	216	9	134	6	336	32	35	4.5	7.0	1.0	-	-	-	-	-	-		
34	Yamuna Vihar	Yamuna Vihar Ph-I	10	ASP	DJB	-	-	50	30	250	50	5	-	10.06.2025	8.9	7.20	7.50	256	40	160	25	478	72	42	32.0	4.6	1.6	5.4	2.2	29X10^12	28X10^5	20X10^10	11X10^4		Ghonda-I SPS, Ghonda – II SPS Zafrabad SPS, Brahampuri SPS Yamuna Vihar SPS, Ghonda-I SPS Ghonda – II SPS, Zafrabad SPS Brahampuri SPS, Yamuna Vihar SPS
35		Yamuna Vihar Ph-II	15	ASP(IFAS)	M/s SIPL-RKC JV	Disc Filter	UV	10	10	50	5	2	230	10.06.2025	15.16	7.30	7.60	396	10	238	06	568	22	40	22.0	4.2	1.0	4.8	1.4	21X10^12	75	15X10^10	11	Plant Under Rehabilitation	
36		Yamuna Vihar Ph-III	25	ASP	M/s Joly & joly	-	-	30	20	-	-	-	-	10.06.2025	29.06	7.30	7.60	448	56	280	36	786	102	45	34.0	4.8	2.2	7.6	3.4	11X10^15	12X10^7	27X10^11	7.2X10^4		
37		Sonia Vihar	7											-	-	-	-	-	-	-	-	-	-	-	-	-	-	-	-	-	-	-	-	Under Construction	
		Total Treatment	749.26																																

	Plant not meeting standard as per design parameter	BDL: Below detection limit ND: Not Detectable

Total No of operational plant	37
Total No of Plant Under rehabilitation	1
Outlet Sample collected	34
Plant Under Unfit (As per design)	16
Plant Under fit	18
%Unfit	47
%fit	53

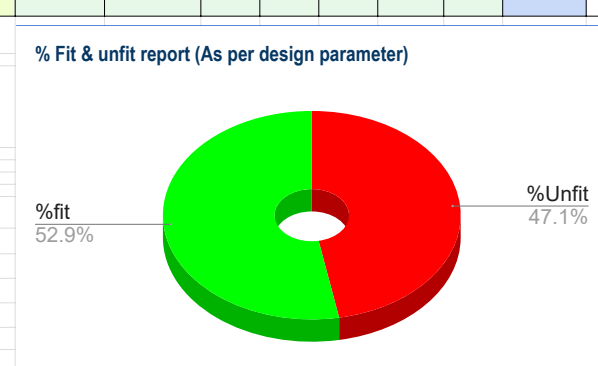

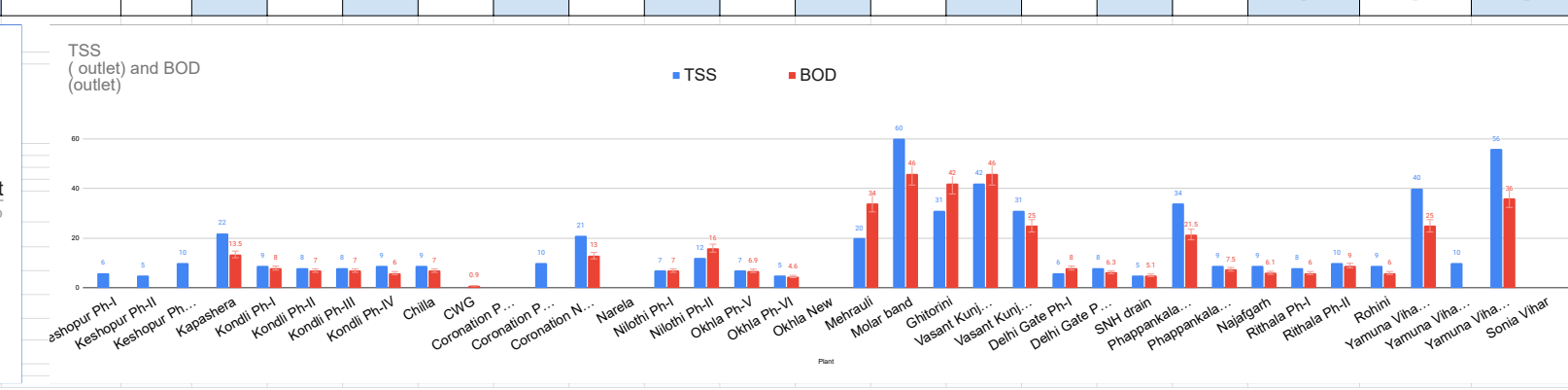

DELHI JAL BOARD

DAILY ANALYSIS REPORT OF ALL SEWAGE TREATMENT PLANT

DATE OF ANALYSIS : 11.06.2025

S.No.	Lab	Plant (STP)	Capacity (MGD)	Technology	Operator	Tertiary System	Disinfectent Type	Design Parameter(mg/l) TSS	Design Parameter(mg/l) BOD	Design Parameter(mg/l) COD	Design Parameter(mg/l) Ammonical-N	Design Parameter(mg/l) Phosphate-P	Outlet MPN (F.Coli) 100ml	Date of Analysis	Average Daily Flow (MGD)	pH (inlet) -	pH (oulet) -	TSS (inlet) mg/l	TSS (outlet) mg/l	BOD (inlet) mg/l	BOD (outlet) mg/l	COD (inlet) mg/l	COD (outlet) mg/l	Ammonical nitrogen (Inlet) mg/l	Ammonical nitrogen (Outlet) mg/l	Ortho phosphate (inlet) mg/l	Ortho phosphate (outlet) mg/l	Sulphide (Inlet) mg/l	Sulphide (Outlet) mg/l	Inlet MPN (T.Coli) 100ml	Outlet MPN (T.Coli) 100ml	Inlet MPN (F.Coli) 100ml	Outlet MPN (F.Coli) 100ml	Remarks	Feed SPS
1	Keshopur	Keshopur Ph-I	12	ASP	VA-TECH WABAG LTD.	-	Chlorination	30	20	250	50	5	230	11.06.2025	-	7.16	7.57	186	4	162	4	-	-	16	**12.0**	2.9	0.8	10.6	Nil						Uttam Nagar SPS Possangipur SPS Keshopur ISP
2		Keshopur Ph-II	20	ASP	Ayaappa Pvt.Ltd	-	UV (Not Started)	50	30	250	50	5	-	11.06.2025	-	7.28	7.66	472	4	300	5	-	-	22	5.4	5.0	1.0	5.2	Nil	24×10^9	11×10^5	21×10^8	93×10^4	Plant is under rehabilitation and running with 50% capacity.	
3		Keshopur Ph-III	40	ASP	Ayaappa Pvt.Ltd	-	UV (Not Started)	50	30	250	50	5	-	11.06.2025	-	7.24	7.67	295	2	220	4	-	-	22	5.1	5.5	0.5	6.6	Nil					under rehabilitation state and running with 50% capacity.	
4		Kapashera	5	SBR	TRIVENI	-	UV	10	10	50	5	2	230	10.06.2025		7.30	7.70	534	**22**	265	**13.5**	560	23	100	5.0	3.2	2.0	5.9	Nil	-	-	11*10^12	3500		Rajokari SPS, Rankpuri SPS, Kapashera SPS, Dundahera SPS
5	Kondli	Kondli Ph-I	10	ASP	Triveni Pvt. Ltd	RGF	Chlorination	10	10	50	5	2	230	11.06.2025	10	7.00	7.50	292	8	150	7	418	12	32	4.0	3.5	1 2	5.6	0.8						Preet Vihar, Jagriti Enclave, Geeta Colony, Mandawali, Kalyanpuri, New Kalyanpuri,, Dallupura , Gharoli
6		Kondli Ph-II	25	ASP	Triveni Pvt. Ltd	RGF	Chlorination	10	10	50	5	2	230	11.06.2025	25	7.00	7.40	292	**12**	150	9	418	15	32	**6.5**	3.5	1.8	5.6	1.6						
7		Kondli Ph-III	10	ASP	Triveni Pvt. Ltd	RGF	Chlorination	10	10	50	5	2	230	11.06.2025	10	7.00	7.40	292	**12**	150	9	418	15	32	**6.5**	3.5	1.8	5.6	1.6					-	
8		Kondli Ph-IV	45	ASP(IFAS)	Ayaappa Pvt.Ltd	Disc Filter	UV	10	10	50	5	2	230	11.06.2025	45	6.90	7.50	304	9	157	8	442	14	35	3 5	4.0	1.5	6.4	1.2						
9		Chilla	9	Combitreat-ISBR	HNB Engineers		not installed, but compliance<=230	10	10	50	5	2	230	05.05.2025	9	6.90	7.50	280	9	163	7	387	11	40	0.5	4.0	0.8	7.2	Nil						Ghazipur drain
10		CWG	1	MBR	M/s Toshiba Water Soluti on Pvt. Ltd.	Membrane Filtration	Chlorination	10	10	50	5	2	230	05.05.2025	1	7.00	7.60	330	BDL	177	0.9	437	8	42	Nil	3.5	Nil	7.6	Nil						
11	N.S.T.P.C.Pillar	Coronation Pillar Ph-II	20	ASP	DRA Infracom Pvt.Ltd.	-	UV (Not Started)	50	30	250	50	5	-	11.06.2025	17.68	7.20	7.60	174	10	111	5	276	14	25	0.8	2.9	0.6	4.1	bdl					Half stream of plant is Under Rehabilitation	
12		Coronation Pillar Ph-III	10	ASP	DRA Infracom Pvt.Ltd.	-	UV	10	10	50	5	2	230	11.06.2025	9.3	7.30	7.50	126	9	84	4	226	12	20	0.7	2.5	0.5	3.4	bdl						
13		Coronation New	70	ASP	L&T Construction and PASSAVANT (JV)	-	Chlorination	10	10	50	5	2	230	11.06.2025	47.636	7.30	7.60	216	**22**	151	**14**	371	19	30	0.5	3.2	0.9	2.4	bdl					Poly dosing	
14		Narela	10	ASP	DRA Infracom Pvt. Ltd.	-	UV	10	10	50	5	2	230	11.06.2025	13.25	7.40	7.60	239	10	176	4	392	15	35	0.4	4.5	0.8	13.9	bdl						
15	Nilothi	Nilothi Ph-I	40	ASP	SUBHASH INFRA PVT. LTD	-	UV (Not Started)	50	30	250	50	5	-	11.06.2025	-	7.82	8.07	586	7	250	8	-	-	28	2.0	3.3	5.2	1.36	Nil			11 x 10^11	1100	under rehabilitation state and running with 50% capacity.	Pratibha SPS, Bakkarwala SPS, Sayyad nangloi SPS
16		Nilothi Ph-II	20	ASP	VEOLIA INDIA	Disc Filter	Chlorination	10	10	50	5	2	230	11.06.2025	-	7.63	7.84	406	**11**	190	**14**	-	-	30	**17.0**	3.1	**4.9**	1.2	Nil			61 x 10^10	730		DDA SPS,IST New SPS, Sayyad nangloi SPS
17	Okhla	Okhla Ph-V	16	ASP	DJB	-	not installed, but compliance<=230	50	30	250	50	5	230	11.06.2025	-	7.20	7.10	162	12	195	8.3	-	-	36	2.4	2.5	2.0			43x10611	280	23x10^11	3.6x10^3		
18		Okhla Ph-VI	30	ASP	SUEZ India Pvt. Ltd.	-	Chlorination	10	10	50	5	2	230	11.06.2025	-	7.10	7.20	222	**12**	270	4.9	-	-	38	0.2	2.6	1.8			93x10^11	2400	23x10^11	290		
19		Okhla New	124	ASP	SUEZ India Pvt. Ltd.									-	-	-	-	-	-	-	-	-	-	-	-	-	-	-	-	-	-	-	-	Not commissioned,	
20		Mehrauli	5	Extended Aeration	DJB	-	-	50	30	250	50	5	-	03.06.2025	-	7.30	7.50	152	20	205	**34**	-	-	46	32.0	3.8	0.5								
21		Molar band	0.66	Fluidized Aerobic Bed	DJB	-	-	50	30	250	50	5	-	03.06.2025	-	7.20	7.30	136	**60**	245	**46**	-	-	-	-	2.8	1.4			24x10^14	46x10^5	24x10^14	46x10^5		
22		Ghitorini	5	ASP	DJB	-	-	30	20	250	50	5	-	21.05.2025	-	7.20	7.40	182	**31**	213	42	-	-	50	36.0	2.6	1.3			15x10^13	46x10^5	15x10^13	46x10^5		
23		Vasant Kunj Ph-I	2.2	Extended Aeration	DJB	-	-	50	30	250	50	5	-	21.05.2025	-	7.20	7.50	482	42	340	**46**	690	129	44	28.0	2.4	1.6			24x10^14	75x10^4	24x10^14	75x10^4		
24		Vasant Kunj Ph-II	3	Extended Aeration	DJB	-	-	50	30	250	50	5	-	21.05.2025	-	7.00	7.40	308	31	350	25	596	84	43	18.0	2.8	1.2			46x10^13	24x10^6	46x10^13	93x10^4		
25		Delhi Gate Ph-I	2.2	Biofor and dansadeg	Degramoent	-	not installed, but compliance<=230	10	10	50	5	2	230	03.06.2025	-	7.10	7.50	212	6	240	8	-	-	42	3.0	1.7	1.1			96x10^3	93x10^3	93x10^12	9.1x10^3		
26		Delhi Gate Ph-II	15	Biofor and dansadeg	Degramoent	-	Chlorination	10	10	50	5	2	230	03.06.2025	-	7.20	7.40	98	8	220	6.3	-	-	39	4.0	1.5	0.9			24x10^14	2400	24x10^14	2400		
27		SNH drain	2.2	Biofor and dansadeg	Degramoent	-	not installed, but compliance<=230	10	10	50	5	2	230	03.06.2025	-	7.20	7.60	290	5	282	5.1	-	-	48	3.0	2.8	0.0			24x10^14	21x10^4	11x10^14	9.1x10^3		
28	Pappankalan	Phappankalan Ph-I	20	ASP	SUBHASH INFRA PVT. LTD	-	UV (Not Started)	50	30	250	50	5	-	11.06.2025	-	7.40	7.60	260	28	230	14.8	600	54	30	20.0	3.0	2.5	3.7	Nil					Plant is under Rehabilitation	Dwarka Sector-7, Dwarka Sector 11, Dwarka Sector 16, Dawrka Sector 24,
29		Phappankalan Ph-II	20	ASP	VA-TECH WABAG LTD.	Media Filtration	Chlorination	10	10	50	5	2	230	11.06.2025	-	7.40	7.80	260	**14**	230	8	600	25	30	**15.0**	3.0	2.0	3.7	Nil						
30		Najafgarh	5	ASP	Ayaappa Pvt.Ltd.	-	UV	10	10	50	5	2	230	10.06.2025		7.30	7.50	180	9	175	6.1	200	10	25	1.0	2.0	1.2	3.7	Nil	-	-	12*10^12	150	Plant Under Rehabilitation	25MGD Najafgarh SPS
31	Rithala	Rithala Ph-I	40	ASP	Ms WA TECH BABAG LTD.	Disc Filter	Chlorination	10	10	50	5	2	100	11.06.2025	40.81	7.29	7.57	300	8	160	7	402	36	23	1.8	3.9	0.5	3.6	1.2	-	-	-	-	Plant Under trial run	
32		Rithala Ph-II	40	ASP	SUEZ India Pvt. Ltd.	Disc Filter	UV	10	10	50	5	2	230	11.06.2025	35.9	7.41	7.60	280	9	153	8	382	38	21	4.0	3.8	0.7	3.6	0.4	-	-	-	-		
33	Rohini Sec-25	Rohini	15	ASP	Ms Dinesh Chandra Rohini project pvt. Ltd .	-	UV	10	10	50	5	2	230	11.06.2025	24.12	7.03	7.26	288	10	157	7	392	32	35	4.0	6.5	1.0	-	-	-	-	-	-		
34	Yamuna Vihar	Yamuna Vihar Ph-I	10	ASP	DJB	-	-	50	30	250	50	5	-	11.06.2025	8.8	7.30	7.40	304	36	182	22	592	86	40	30.0	4.2	1.5	4.4	2	29x10^12	36x10^5	11x10^10	11x10^5		Ghonda-I SPS, Ghonda – II SPS Zafrabad SPS, Brahampuri SPS Yamuna Vihar SPS, Ghonda-I SPS Ghonda – II SPS, Zafrabad SPS Brahampuri SPS, Yamuna Vihar SPS
35		Yamuna Vihar Ph-II	15	ASP(IFAS)	M/s SIPL-RKC JV	Disc Filter	UV	10	10	50	5	2	230	11.06.2025	15.18	7.20	7.50	276	9	160	6	512	25	37	**20.0**	3.8	0.9	4	1.2	15x10^12	93	21x10^10	7.3	Plant Under Rehabilitation	
36		Yamuna Vihar Ph-III	25	ASP	M/s Joly & joly	-	-	30	20	-	-	-	-	11.06.2025	29.61	7.30	7.60	348	**48**	228	**32**	632	115	48	35.0	4.9	2.5	8.4	3.2	11x10^15	28x10^6	11x10^11	15x10^5		
37		Sonia Vihar	7											-	-	-	-	-	-	-	-	-	-	-	-	-	-	-	-	-	-	-	-	Under Construction	
		Total Treatment	**749.26**																																

	Plant not meeting standard as per design parameter
BDL: Below detection limit ND: Not Detectable	

Total No of operational plant	37
Total No of Plant Under rehabilitation	1
Outlet Sample collected	35
Plant Under Unfit (As per design)	19
Plant Under fit	16
%Unfit	54
%fit	46

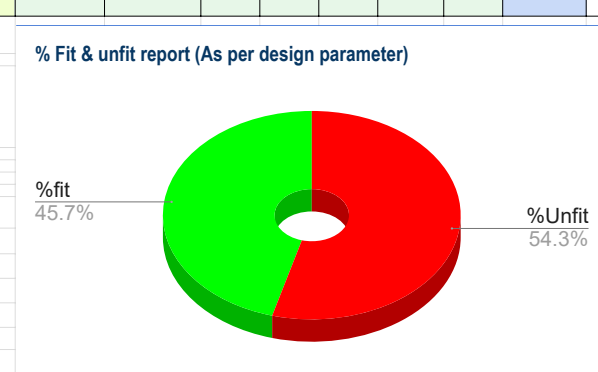

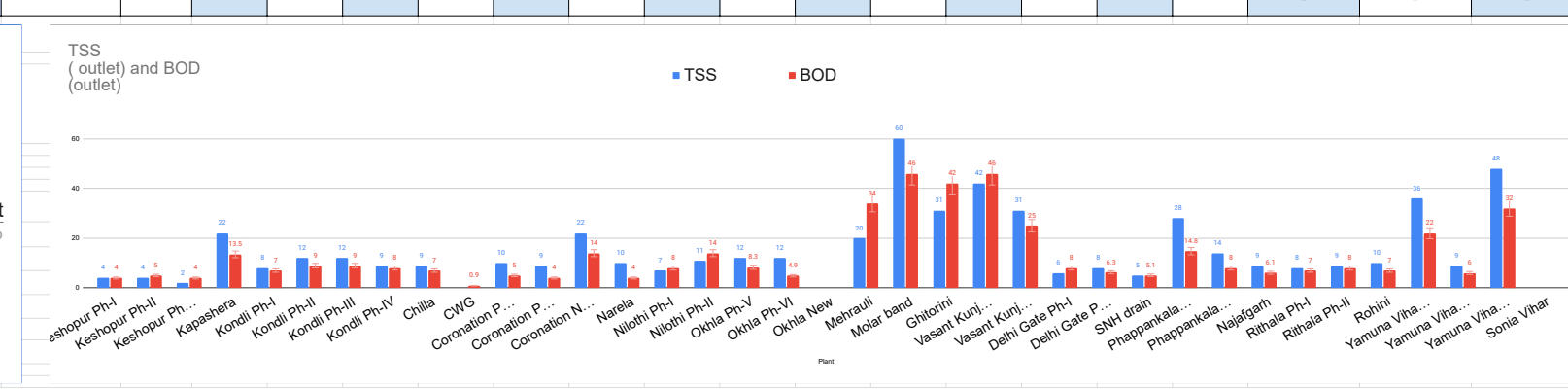

DELHI JAL BOARD

DAILY ANALYSIS REPORT OF ALL SEWAGE TREATMENT PLANT

DATE OF ANALYSIS : 12.06.2025

S.No.	Lab	Plant (STP)	Capacity	Technology	Operator	Tertiary System	Disinfectent Type	Design Parameter(mg/l)					Outlet MPN (F.Coli)	Date of Analysis	Average Daily Flow (MGD)	pH (inlet)	pH (oulet)	TSS (inlet)	TSS (outlet)	BOD (inlet)	BOD (outlet)	COD (inlet)	COD (outlet)	Ammonical nitrogen (Inlet)	Ammonical nitrogen (Outlet)	Ortho phosphate (inlet)	Ortho phosphate (outlet)	Sulphide (Inlet)	Sulphide (Outlet)	Inlet MPN (T.Coli)	Outlet MPN (T.Coli)	Inlet MPN (F.Coli)	Outlet MPN (F.Coli)	Remarks	Feed SPS
			(MGD)					TSS	BOD	COD	Ammonical-N	Phosphate-P	100ml			-	-	mg/l	mg/l	mg/l	mg/l	mg/l	mg/l	mg/l	mg/l	mg/l	mg/l	mg/l	mg/l	100ml	100ml	100ml	100ml		
1	Keshopur	Keshopur Ph-I	12	ASP	VA-TECH WABAG LTD.	-	Chlorination	30	20	250	50	5	230	12.06.2025	-	7.21	7.64	198	4.5	-	-	-	-	30	11.0	2.5	0.5	10.5	Nil						Uttam Nagar SPS Possangipur SPS Keshopur ISP
2		Keshopur Ph-II	20	ASP	Ayaappa Pvt.Ltd	-	UV (Not Started)	50	30	250	50	5	-	12.06.2025	-	7.26	7.61	533	8	-	-	-	-	27	12.0	4.9	1.0	5	Nil					Plant is under rehabilitation and running with 50% capacity.	
3		Keshopur Ph-III	40	ASP	Ayaappa Pvt.Ltd	-	UV (Not Started)	50	30	250	50	5	-	12.06.2025	-	7.22	7.58	300	4	-	-	-	-	30	8.0	5.1	0.8	6.2	Nil	24×10^10	11×10^4	93×10^8	11×10^3	under rehabilitation state and running with 50% capacity.	
4		Kapashera	5	SBR	TRIVENI	-	UV	10	10	50	5	2	230	10.06.2025	-	7.30	7.70	534	22	265	13.5	560	23	100	5.0	3.2	2.0	5.9	Nil	-	-	11*10^12	3500		Rajokari SPS, Rankpuri SPS, Kapashera SPS, Dundahera SPS
5	Kondli	Kondli Ph-I	10	ASP	Triveni Pvt. Ltd	RGF	Chlorination	10	10	50	5	2	230	12.06.2025	10	7.10	7.50	304	12	153	10	435	20	35	3.5	3.8	1.0	6	0.8						Preet Vihar, Jagriti Enclave, Geeta Colony, Mandawali, Kalyanpuri, New Kalyanpuri,, Dallupura , Gharoli
6		Kondli Ph-II	25	ASP	Triveni Pvt. Ltd	RGF	Chlorination	10	10	50	5	2	230	12.06.2025	25	7.10	7.40	304	18	153	14	435	28	35	6.5	3.8	1.5	6	1.2						
7		Kondli Ph-III	10	ASP	Triveni Pvt. Ltd	RGF	Chlorination	10	10	50	5	2	230	12.06.2025	10	7.10	7.40	304	18	153	14	435	28	35	6.5	3.8	1.5	6	1.2					-	
8		Kondli Ph-IV	45	ASP(IFAS)	Ayaappa Pvt.Ltd	Disc Filter	UV	10	10	50	5	2	230	12.06.2025	45	6.90	7.50	316	22	160	16	442	35	38	4.0	4.0	1.8	6.4	1.2						
9		Chilla	9	Combitreat-ISBR	HNB Engineers		not installed, but compliance<=230	10	10	50	5	2	230	05.05.2025	9	6.90	7.50	280	9	163	7	387	11	40	0.5	4.0	0.8	7.2	Nil						Ghazipur drain
10		CWG	1	MBR	M/s Toshiba Water Soluti on Pvt. Ltd.	Membrane Filtration	Chlorination	10	10	50	5	2	230	05.05.2025	1	7.00	7.60	330	BDL	177	0.9	437	8	42	Nil	3.5	Nil	7.6	Nil						
11	N.S.T.P.C.Pillar	Coronation Pillar Ph-II	20	ASP	DRA Infracom Pvt.Ltd.	-	UV (Not Started)	50	30	250	50	5	-	12.06.2025	17.27	7.20	7.50	134	9	83	5	342	17	27	0.7	2.6	0.6	7	bdl					Half stream of plant is Under Rehabilitation	
12		Coronation Pillar Ph-III	10	ASP	DRA Infracom Pvt.Ltd.	-	UV	10	10	50	5	2	230	12.06.2025	8.73	7.30	7.50	116	5	60	3	236	11	22	0.5	2.0	0.9	2.9	0.3						
13		Coronation New	70	ASP	L&T Construction and PASSAVANT (JV)	-	Chlorination	10	10	50	5	2	230	12.06.2025	41.887	7.30	7.70	186	12	93	6	366	23	20	0.6	3.0	0.5	1.3	bdl					Poly dosing	
14		Narela	10	ASP	DRA Infracom Pvt. Ltd.	-	UV	10	10	50	5	2	230	11.06.2025	13.25	7.40	7.60	239	10	176	4	392	15	35	0.4	4.5	0.8	13.9	bdl						
15	Nilothi	Nilothi Ph-I	40	ASP	SUBHASH INFRA PVT. LTD	-	UV (Not Started)	50	30	250	50	5	-	12.06.2025	-	7.88	8.15	370	7	-	-	-	-	25	0.5	3.4	5.2	1.3	Nil					under rehabilitation state and running with 50% capacity.	Pratibha SPS, Bakkarwala SPS, Sayyad nangloi SPS
16		Nilothi Ph-II	20	ASP	VEOLIA INDIA	Disc Filter	Chlorination	10	10	50	5	2	230	12.06.2025	-	7.62	7.91	392	9	-	-	-	-	28	16.0	3.0	2.0	1.1	Nil						DDA SPS,IST New SPS, Sayyad nangloi SPS
17	Okhla	Okhla Ph-V	16	ASP	DJB	-	not installed, but compliance<=230	50	30	250	50	5	230	12.06.2025	-	7.00	7.00	178	7	160	4	-	-	36	2.6	2.6	2.0			21x10^11	24x10^6	15x10^10	35x10^3		
18		Okhla Ph-VI	30	ASP	SUEZ India Pvt. Ltd.	-	Chlorination	10	10	50	5	2	230	12.06.2025	-	7.10	7.20	194	8	165	4	-	-	39	0.1	2.6	1.6			21x10^12	23	20x10^11	<1.8		
19		Okhla New	124	ASP	SUEZ India Pvt. Ltd.									-	-	-	-	-	-	-	-	-	-	-	-	-	-	-	-	-	-	-	-	Not commissioned,	
20		Mehrauli	5	Extended Aeration	DJB	-	-	50	30	250	50	5	-	03.06.2025	-	7.30	7.50	152	20	205	34	-	-	46	32.0	3.8	0.5								
21		Molar band	0.66	Fluidized Aerobic Bed	DJB	-	-	50	30	250	50	5	-	03.06.2025	-	7.20	7.30	136	60	245	46	-	-	-	-	2.8	1.4			24x10^14	46x10^5	24x10^14	46x10^5		
22		Ghitorini	5	ASP	DJB	-	-	30	20	250	50	5	-	21.05.2025	-	7.20	7.40	182	31	213	42	-	-	50	36.0	2.6	1.3			15x10^13	46x10^5	15x10^13	46x10^5		
23		Vasant Kunj Ph-I	2.2	Extended Aeration	DJB	-	-	50	30	250	50	5	-	21.05.2025	-	7.20	7.50	482	42	340	46	690	129	44	28.0	2.4	1.6			24x10^14	75x10^4	24x10^14	75x10^4		
24		Vasant Kunj Ph-II	3	Extended Aeration	DJB	-	-	50	30	250	50	5	-	21.05.2025	-	7.00	7.40	308	31	350	25	596	84	43	18.0	2.8	1.2			46x10^13	24x10^6	46x10^13	93x10^4		
25		Delhi Gate Ph-I	2.2	Biofor and dansadeg	Degramoent	-	not installed, but compliance<=230	10	10	50	5	2	230	03.06.2025	-	7.10	7.50	212	6	240	8	-	-	42	3.0	1.7	1.1			96x10^3	93x10^3	93x10^12	9.1x10^3		
26		Delhi Gate Ph-II	15	Biofor and dansadeg	Degramoent	-	Chlorination	10	10	50	5	2	230	03.06.2025	-	7.20	7.40	98	8	220	6.3	-	-	39	4.0	1.5	0.9			24x10^14	2400	24x10^14	2400		
27		SNH drain	2.2	Biofor and dansadeg	Degramoent	-	not installed, but compliance<=230	10	10	50	5	2	230	03.06.2025	-	7.20	7.60	290	5	282	5.1	-	-	48	3.0	2.8	0.0			24x10^14	21x10^4	11x10^14	9.1x10^3		
28	Pappankalan	Phappankalan Ph-I	20	ASP	SUBHASH INFRA PVT. LTD	-	UV (Not Started)	50	30	250	50	5	-	12.06.2025	-	7.30	7.50	324	18	-	-	-	-	30	15.0	2.5	0.5	4.3	0					Plant is under Rehabilitation	Dwarka Sector-7, Dwarka Sector 11, Dwarka Sector 16, Dawrka Sector 24,
29		Phappankalan Ph-II	20	ASP	VA-TECH WABAG LTD.	Media Filtration	Chlorination	10	10	50	5	2	230	12.06.2025	-	7.30	7.80	324	10	-	-	-	-	30	12.0	2.5	1.8	4.3	0						
30		Najafgarh	5	ASP	Ayaappa Pvt.Ltd.	-	UV	10	10	50	5	2	230	10.06.2025	-	7.30	7.50	180	9	175	6.1	200	10	25	1.0	2.0	1.2	3.7	Nil	-	-	12*10^12	150	Plant Under Rehabilitation	25MGD Najafgarh SPS
31	Rithala	Rithala Ph-I	40	ASP	Ms WA TECH BABAG LTD.	Disc Filter	Chlorination	10	10	50	5	2	100	12.06.2025	45.58	7.31	7.59	352	10	175	8	450	41	24	1.9	3.2	0.6	3.2	0.8	-	-	-	-	Plant Under trial run	
32		Rithala Ph-II	40	ASP	SUEZ India Pvt. Ltd.	Disc Filter	UV	10	10	50	5	2	230	12.06.2025	37.22	7.44	7.62	372	8	182	7	470	36	30	5.0	4.1	0.5	4	0.4	-	-	-	-		
33	Rohini Sec-25	Rohini	15	ASP	Ms Dinesh Chandra Rohini project pvt. Ltd .	-	UV	10	10	50	5	2	230	12.06.2025	24.18	6.81	6.93	324	15	169	9	424	48	42	5.8	7.5	1.2	-	-	24x10^8+	1100	24x10^7+	210		
34	Yamuna Vihar	Yamuna Vihar Ph-I	10	ASP	DJB	-	-	50	30	250	50	5	-	12.06.2025	8.85	7.20	7.40	288	34	179	18	526	80	42	30.0	4.0	1.5	5.2	2.4	29X10^12	12X10^6	20X10^10	11X10^5		Ghonda-I SPS, Ghonda – II SPS Zafrabad SPS, Brahampuri SPS Yamuna Vihar SPS, Ghonda-I SPS Ghonda – II SPS, Zafrabad SPS Brahampuri SPS, Yamuna Vihar SPS
35		Yamuna Vihar Ph-II	15	ASP(IFAS)	M/s SIPL-RKC JV	Disc Filter	UV	10	10	50	5	2	230	12.06.2025	15.13	7.30	7.40	280	14	170	08	530	36	33	16.0	3.5	1.0	4.8	1.6	21X10^12	75	20X10^10	15	Plant Under Rehabilitation	
36		Yamuna Vihar Ph-III	25	ASP	M/s Joly & joly	-	-	30	20	-	-	-	-	12.06.2025	29.8	7.20	7.40	480	38	294	23	780	98	49	35.0	5.2	2.8	8	3	11X10^15	21X10^6	27X10^11	20X10^5		
37		Sonia Vihar	7											-	-	-	-	-	-	-	-	-	-	-	-	-	-	-	-	-	-	-	-	Under Construction	
		Total Treatment	**749.26**																																

	Plant not meeting standard as per design parameter	BDL: Below detection limit ND: Not Detectable

Total No of operational plant	37
Total No of Plant Under rehabilitation	1
Outlet Sample collected	35
Plant Under Unfit (As per design)	22
Plant Under fit	13
%Unfit	63
%fit	37

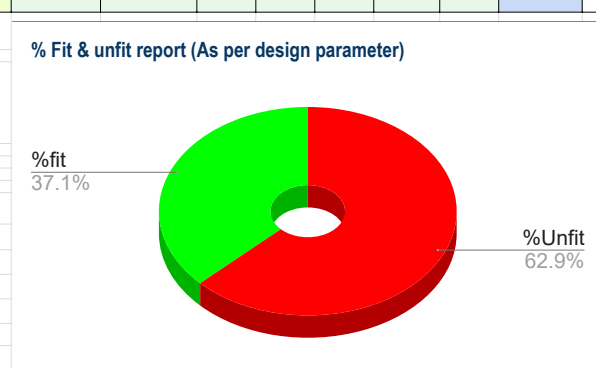

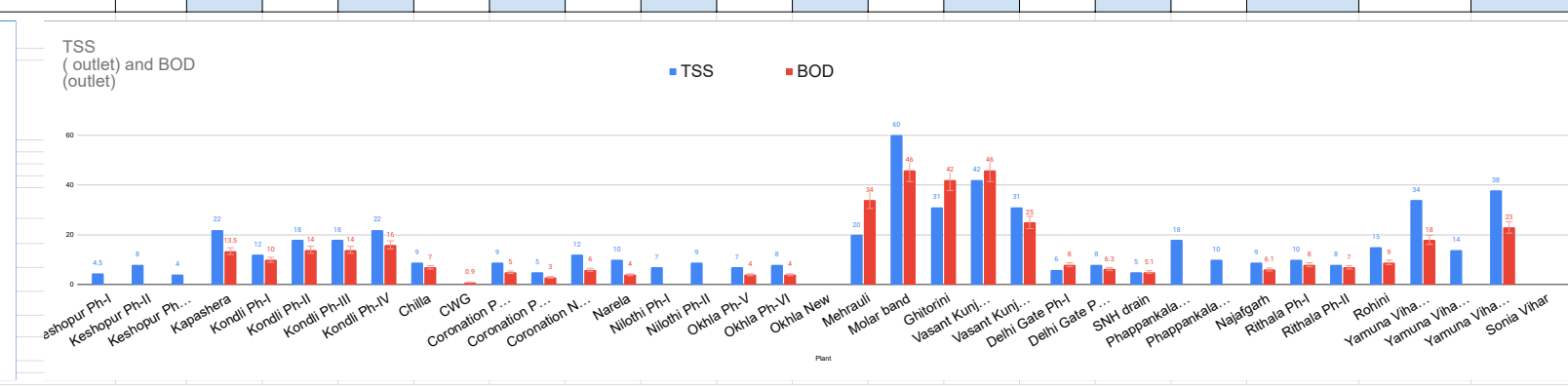

DELHI JAL BOARD

DAILY ANALYSIS REPORT OF ALL SEWAGE TREATMENT PLANT

DATE OF ANALYSIS : 13.06.2025

S.No.	Lab	Plant (STP)	Capacity (MGD)	Technology	Operator	Tertiary System	Disinfectent Type	Design Parameter(mg/l) TSS	BOD	COD	Ammonical-N	Phosphate-P	Outlet MPN (F.Coli) 100ml	Date of Analysis	Average Daily Flow (MGD)	pH (inlet) -	pH (oulet) -	TSS (inlet) mg/l	TSS (outlet) mg/l	BOD (inlet) mg/l	BOD (outlet) mg/l	COD (inlet) mg/l	COD (outlet) mg/l	Ammonical nitrogen (Inlet) mg/l	Ammonical nitrogen (Outlet) mg/l	Ortho phosphate (inlet) mg/l	Ortho phosphate (outlet) mg/l	Sulphide (Inlet) mg/l	Sulphide (Outlet) mg/l	Inlet MPN (T.Coli) 100ml	Outlet MPN (T.Coli) 100ml	Inlet MPN (F.Coli) 100ml	Outlet MPN (F.Coli) 100ml	Remarks	Feed SPS
1		Keshopur Ph-I	12	ASP	VA-TECH WABAG LTD.	-	Chlorination	30	20	250	50	5	230	13.06.2025	-	7.18	7.58	374	7	190	6	440	28	21	12.5	4.0	1.0	9.4	Nil	24×10^8	2400	93×10^8	1100		Uttam Nagar SPS Possangipur SPS Keshopur ISP
2	Keshopur	Keshopur Ph-II	20	ASP	Ayaappa Pvt.Ltd	-	UV (Not Started)	50	30	250	50	5	-	13.06.2025	-	7.27	7.56	614	6	270	9	674	29	22	7.0	4.3	2.5	5.6	Nil					Plant is under rehabilitation and running with 50% capacity.	
3		Keshopur Ph-III	40	ASP	Ayaappa Pvt.Ltd	-	UV (Not Started)	50	30	250	50	5	-	13.06.2025	-	7.29	7.66	343	9	230	11	548	40	20	16.0	3.5	3.0	9.6	Nil					under rehabilitation state and running with 50% capacity.	
4		Kapashera	5	SBR	TRIVENI	-	UV	10	10	50	5	2	230	13.06.2025		7.20	7.80	252	9	220	4.9	460	16	60	3.0	5.0	1.0	3.6	0			72×10^11	6100		Rajokari SPS, Rankpuri SPS, Kapashera SPS, Dundahera SPS
5		Kondli Ph-I	10	ASP	Triveni Pvt. Ltd	RGF	Chlorination	10	10	50	5	2	230	13.06.2025	10	7.00	7.50	332	9	145	8	442	18	34	2.5	3.0	1.0	5	Nil	11 x 10^17	210				Preet Vihar, Jagriti Enclave, Geeta Colony, Mandawali, Kalyanpuri, New Kalyanpuri,, Dallupura , Gharoli
6		Kondli Ph-II	25	ASP	Triveni Pvt. Ltd	RGF	Chlorination	10	10	50	5	2	230	13.06.2025	25	7.00	7.60	332	16	145	12	442	22	34	5.0	3.0	1.2	5	0.4	11 x 10^17	11 x 10^5				
7	Kondli	Kondli Ph-III	10	ASP	Triveni Pvt. Ltd	RGF	Chlorination	10	10	50	5	2	230	13.06.2025	10	7.00	7.60	332	16	145	12	442	22	34	5.0	3.0	1.2	5	0.4	11 x 10^17	11 x 10^5			-	
8		Kondli Ph-IV	45	ASP(IFAS)	Ayaappa Pvt.Ltd	Disc Filter	UV	10	10	50	5	2	230	13.06.2025	45	7.00	7.50	305	18	150	11	454	24	35	3.0	3.5	1.0	6.2	1	11 x 10^17	24 x 10^5				
9		Chilla	9	Combitreat-ISBR	HNB Engineers		not installed, but compliance<=230	10	10	50	5	2	230	05.05.2025	9	6.90	7.50	280	9	163	7	387	11	40	0.5	4.0	0.8	7.2	Nil						Ghazipur drain
10		CWG	1	MBR	M/s Toshiba Water Soluti on Pvt. Ltd.	Membrane Filtration	Chlorination	10	10	50	5	2	230	05.05.2025	1	7.00	7.60	330	BDL	177	0.9	437	8	42	Nil	3.5	Nil	7.6	Nil						
11		Coronation Pillar Ph-II	20	ASP	DRA Infracom Pvt.Ltd.	-	UV (Not Started)	50	30	250	50	5	-	13.06.2025	17.27	7.30	7.60	238	10	113	6	373	17	25	0.5	2.8	0.7	5.3	bdl					Half stream of plant is Under Rehabilitation	
12		Coronation Pillar Ph-III	10	ASP	DRA Infracom Pvt.Ltd.	-	UV	10	10	50	5	2	230	13.06.2025	8.73	7.30	7.50	152	10	75	6	195	18	20	0.7	2.5	0.8	3.4	0.5						
13	N.S.T.P.C.Pillar	Coronation New	70	ASP	L&T Construction and PASSAVANT (JV)	-	Chlorination	10	10	50	5	2	230	13.06.2025	-	7.30	7.70	210	14	91	8	328	22	27	0.5	2.9	0.8	2.1	bdl					Poly dosing	
14		Narela	10	ASP	DRA Infracom Pvt. Ltd.	-	UV	10	10	50	5	2	230	13.06.2025	-	7.40	7.80	124	10	65	5	239	16	30	0.8	3.3	0.8	14.5	0.4						
15	Nilothi	Nilothi Ph-I	40	ASP	SUBHASH INFRA PVT. LTD	-	UV (Not Started)	50	30	250	50	5	-	13.06.2025	-	7.78	8.14	552	11	240	10	-	-	28	2.0	3.5	5.1	1.2	Nil					under rehabilitation state and running with 50% capacity.	Pratibha SPS, Bakkarwala SPS, Sayyad nangloi SPS
16		Nilothi Ph-II	20	ASP	VEOLIA INDIA	Disc Filter	Chlorination	10	10	50	5	2	230	13.06.2025	-	7.66	7.76	234	8	130	7	-	-	23	17.0	3.3	3.9	0.8	Nil						DDA SPS,IST New SPS, Sayyad nangloi SPS
17		Okhla Ph-V	16	ASP	DJB	-	not installed, but compliance<=230	50	30	250	50	5	230	13.06.2025	-	7.40	7.30	240	8	245	13	-	-	35	2.3	2.3	1.6			24x10^18	24x10^10				
18		Okhla Ph-VI	30	ASP	SUEZ India Pvt. Ltd.	-	Chlorination	10	10	50	5	2	230	13.06.2025	-	7.20	7.20	248	9	190	5.4	-	-	40	0.1	2.0	1.7			24x10^18	43				
19		Okhla New	124	ASP	SUEZ India Pvt. Ltd.									-	-	-	-	-	-	-	-	-	-	-	-	-	-	-	-	-	-	-	-	Not commissioned,	
20		Mehrauli	5	Extended Aeration	DJB	-	-	50	30	250	50	5	-	03.06.2025	-	7.30	7.50	152	20	205	34	-	-	46	32.0	3.8	0.5								
21		Molar band	0.66	Fluidized Aerobic Bed	DJB	-	-	50	30	250	50	5	-	03.06.2025	-	7.20	7.30	136	60	245	46	-	-	-	-	2.8	1.4			24x10^14	46x10^5	24x10^14	46x10^5		
22	Okhla	Ghitorini	5	ASP	DJB	-	-	30	20	250	50	5	-	21.05.2025	-	7.20	7.40	182	31	213	42	-	-	50	36.0	2.6	1.3			15x10^13	46x10^5	15x10^13	46x10^5		
23		Vasant Kunj Ph-I	2.2	Extended Aeration	DJB	-	-	50	30	250	50	5	-	21.05.2025	-	7.20	7.50	482	42	340	46	690	129	44	28.0	2.4	1.6			24x10^14	75x10^4	24x10^14	75x10^4		
24		Vasant Kunj Ph-II	3	Extended Aeration	DJB	-	-	50	30	250	50	5	-	21.05.2025	-	7.00	7.40	308	31	350	25	596	84	43	18.0	2.8	1.2			46x10^13	24x10^6	46x10^13	93x10^4		
25		Delhi Gate Ph-I	2.2	Biofor and dansadeg	Degramoent	-	not installed, but compliance<=230	10	10	50	5	2	230	03.06.2025	-	7.10	7.50	212	6	240	8	-	-	42	3.0	1.7	1.1			96x10^3	93x10^3	93x10^12	9.1x10^3		
26		Delhi Gate Ph-II	15	Biofor and dansadeg	Degramoent	-	Chlorination	10	10	50	5	2	230	03.06.2025	-	7.20	7.40	98	8	220	6.3	-	-	39	4.0	1.5	0.9			24x10^14	2400	24x10^14	2400		
27		SNH drain	2.2	Biofor and dansadeg	Degramoent	-	not installed, but compliance<=230	10	10	50	5	2	230	03.06.2025	-	7.20	7.60	290	5	282	5.1	-	-	48	3.0	2.8	0.0			24x10^14	21x10^4	11x10^14	9.1x10^3		
28		Phappankalan Ph-I	20	ASP	SUBHASH INFRA PVT. LTD	-	UV (Not Started)	50	30	250	50	5	-	13.06.2025	-	7.30	7.50	324	35	225	15.5	560	56	35	20.0	3.0	0.7	5.5	0			15×10^11	6000	Plant is under Rehabilitation	Dwarka Sector-7, Dwarka Sector 11, Dwarka Sector 16, Dawrka Sector 24,
29	Pappankalan	Phappankalan Ph-II	20	ASP	VA-TECH WABAG LTD.	Media Filtration	Chlorination	10	10	50	5	2	230	13.06.2025	-	7.30	7.60	324	10	225	4	560	12	35	18.0	3.0	2.8	5.5	0			15×10^11	1400		
30		Najafgarh	5	ASP	Ayaappa Pvt.Ltd.	-	UV	10	10	50	5	2	230	13.06.2025		7.20	7.60	166	10	140	2.7	310	10	30	0.8	2.5	1.3	4.6	0			39×10^10	110	Plant Under Rehabilitation	25MGD Najafgarh SPS
31	Rithala	Rithala Ph-I	40	ASP	Ms WA TECH BABAG LTD.	Disc Filter	Chlorination	10	10	50	5	2	100	13.06.2025	42.89	7.31	7.50	332	9	173	8	413	57	27	1.4	3.8	0.4	36	0.8	-	-	24 x 10^6+	75	Plant Under trial run	
32		Rithala Ph-II	40	ASP	SUEZ India Pvt. Ltd.	Disc Filter	UV	10	10	50	5	2	230	13.06.2025	38.13	7.21	7.57	368	9	188	8	460	34	28	6.0	4.0	1.0	4	1.2	-	-	24 x 10^7+	64		
33	Rohini Sec-25	Rohini	15	ASP	Ms Dinesh Chandra Rohini project pvt. Ltd .	-	UV	10	10	50	5	2	230	13.06.2025	23.45	7.12	7.06	240	10	135	7	336	36	38	5.0	5.0	1.0	-	-	-	-	-	-		
34		Yamuna Vihar Ph-I	10	ASP	DJB	-	-	50	30	250	50	5	-	13.06.2025	8.75	7.20	7.50	396	25	247	16	622	70	45	25.0	3.5	2.5	5.6	2	21X10^12	15X10^6	20X10^11	1.5X10^5		Ghonda-I SPS, Ghonda – II SPS Zafrabad SPS, Brahampuri SPS Yamuna Vihar SPS, Ghonda-I SPS Ghonda – II SPS, Zafrabad SPS Brahampuri SPS, Yamuna Vihar SPS
35	Yamuna Vihar	Yamuna Vihar Ph-II	15	ASP(IFAS)	M/s SIPL-RKC JV	Disc Filter	UV	10	10	50	5	2	230	13.06.2025	15.37	7.30	7.40	448	08	284	05	708	22	40	18.0	2.5	1.0	3.2	0.8	15X10^12	75	21X10^11	15	Plant Under Rehabilitation	
36		Yamuna Vihar Ph-III	25	ASP	M/s Joly & joly	-	-	30	20	-	-	-	-	13.06.2025	29.84	7.30	7.40	536	36	336	24	884	95	45	30.0	4.5	2.5	7.6	2.8	29X10^14	15X10^7	28X10^11	15X10^6		
37		Sonia Vihar	7											-	-	-	-	-	-	-	-	-	-	-	-	-	-	-	-	-	-	-	-	Under Construction	
		Total Treatment	749.26																																

	Plant not meeting standard as per design parameter	BDL: Below detection limit ND: Not Detectable

Total No of operational plant	37
Total No of Plant Under rehabilitation	1
Outlet Sample collected	35
Plant Under Unfit (As per design)	19
Plant Under fit	16
%Unfit	54
%fit	46

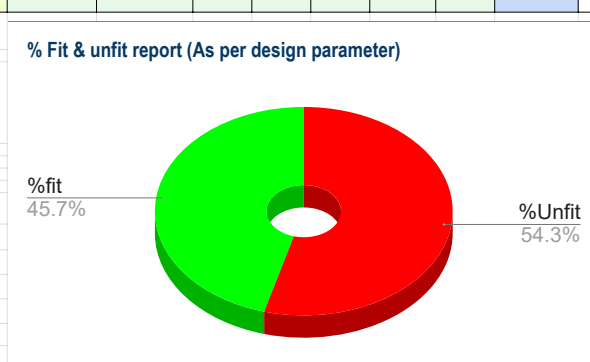

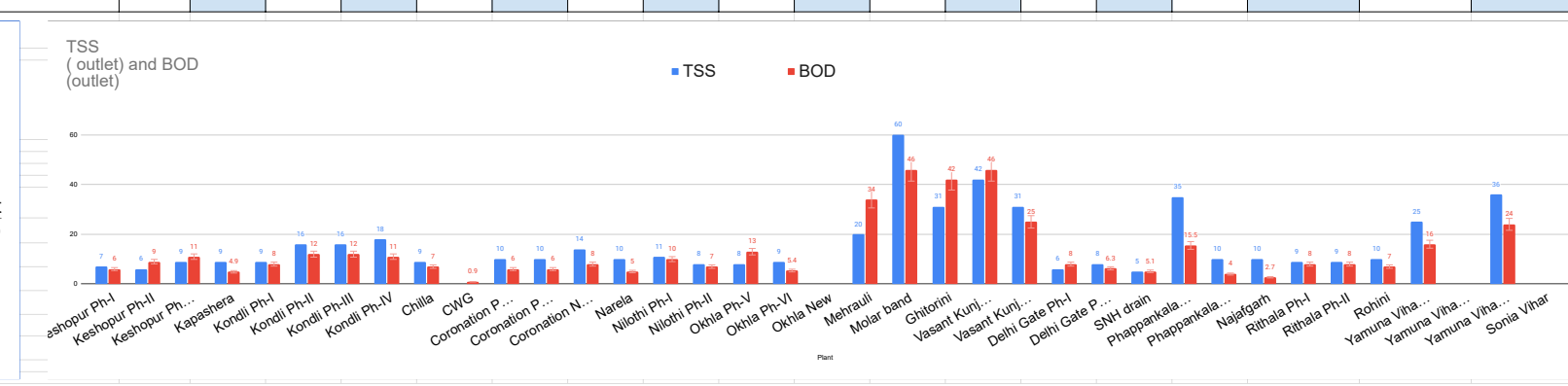

DELHI JAL BOARD

DAILY ANALYSIS REPORT OF ALL SEWAGE TREATMENT PLANT

DATE OF ANALYSIS : 14.06.2025

S.No.	Lab	Plant (STP)	Capacity (MGD)	Technology	Operator	Tertiary System	Disinfectent Type	Design Parameter(mg/l) TSS	BOD	COD	Ammonical-N	Phosphate-P	Outlet MPN (F.Coli) 100ml	Date of Analysis	Average Daily Flow (MGD)	pH (inlet)	pH (oulet)	TSS (inlet) mg/l	TSS (outlet) mg/l	BOD (inlet) mg/l	BOD (outlet) mg/l	COD (inlet) mg/l	COD (outlet) mg/l	Ammonical nitrogen (inlet) mg/l	Ammonical nitrogen (Outlet) mg/l	Ortho phosphate (inlet) mg/l	Ortho phosphate (outlet) mg/l	Sulphide (inlet) mg/l	Sulphide (Outlet) mg/l	Inlet MPN (T.Coli) 100ml	Outlet MPN (T.Coli) 100ml	Inlet MPN (F.Coli) 100ml	Outlet MPN (F.Coli) 100ml	Remarks	Feed SPS
1	Keshopur	Keshopur Ph-I	12	ASP	VA-TECH WABAG LTD.	-	Chlorination	30	20	250	50	5	230	14.06.2025	-	7.08	7.56	204	5	170	7	408	29	27	10.0	4.8	0.8	8.4	Nil						Uttam Nagar SPS Pooseegunj SPS Keshopur ISP
2		Keshopur Ph-II	20	ASP	Ayaappa Pvt.Ltd	-	UV (Not Started)	50	30	250	50	5	-	14.06.2025	-	-	-	-	-	-	-	-	-	-	-	-	-	-	-					Plant is under rehabilitation and running with 50% capacity.	
3		Keshopur Ph-III	40	ASP	Ayaappa Pvt.Ltd	-	UV (Not Started)	50	30	250	50	5	-	14.06.2025	-	7.18	7.80	305	13	240	16	661	44	22	18.0	4.2	1.2	9.4	Nil					under rehabilitation state and running with 50% capacity.	
4		Kapashera	5	SBR	TRIVENI	-	UV	10	10	50	5	2	230	13.06.2025	-	7.20	7.80	252	9	220	4.9	460	16	60	3.0	5.0	1.0	3.6	0			72×10^11	6100		Rajokari SPS, Ranikpuri SPS, Kapashera SPS, Dundahera SPS
5	Kondli	Kondli Ph-I	10	ASP	Triveni Pvt. Ltd	RGF	Chlorination	10	10	50	5	2	230	14.06.2025	10	6.90	7.40	324	8	157	6	398	16	35	3.0	3.8	1.2	5.6	Nil						Preet Vihar, Jagriti Enclave, Geeta Colony, Mandawali, Kalyanpuri, New Kalyanpuri, Dallupura , Gharoli
6		Kondli Ph-II	25	ASP	Triveni Pvt. Ltd	RGF	Chlorination	10	10	50	5	2	230	14.06.2025	25	6.90	7.50	324	14	157	9	398	28	35	28.0	3.8	1.8	5.6	1.2						
7		Kondli Ph-III	10	ASP	Triveni Pvt. Ltd	RGF	Chlorination	10	10	50	5	2	230	14.06.2025	10	6.90	7.50	324	14	157	9	398	28	35	5.5	3.8	1.8	5.6	1.2					-	
8		Kondli Ph-IV	45	ASP(IFAS)	Ayaappa Pvt.Ltd	Disc Filter	UV	10	10	50	5	2	230	14.06.2025	45	7.00	7.50	330	16	153	12	412	30	36	2.5	3.5	1.5	6	0.8						
9		Chilla	9	Combitreat-ISBR	HNB Engineers		not installed, but compliance=230	10	10	50	5	2	230	05.05.2025	9	6.90	7.50	280	9	163	7	387	11	40	0.5	4.0	0.8	7.2	Nil						Ghazipur drain
10		CWG	1	MBR	M/s Toshiba Water Soluti on Pvt. Ltd.	Membrane Filtration	Chlorination	10	10	50	5	2	230	05.05.2025	1	7.00	7.60	330	BDL	177	0.9	437	8	42	Nil	3.5	Nil	7.6	Nil						
11	N.S.T.P.C.Pillar	Coronation Pillar Ph-II	20	ASP	DRA Infracom Pvt.Ltd.	-	UV (Not Started)	50	30	250	50	5	-	14.06.2025	16.25	7.20	7.60	220	09	146	04	361	19	28	0.5	2.5	0.7	4.1	bdl					Half stream of plant is Under Rehabilitation	
12		Coronation Pillar Ph-III	10	ASP	DRA Infracom Pvt.Ltd.	-	UV	10	10	50	5	2	230	14.06.2025	7.9	7.20	7.70	146	10	76	05	192	17	24	0.6	2.1	0.9	2.9	0.5						
13		Coronation New	70	ASP	L&T Construction and PASSAVANT (JV)	-	Chlorination	10	10	50	5	2	230	14.06.2025	44.237	7.30	7.60	204	16	126	08	318	27	30	0.8	2.9	0.7	2.7	0.6					Poly dosing	
14		Narela	10	ASP	DRA Infracom Pvt. Ltd.	-	UV	10	10	50	5	2	230	13.06.2025	-	7.40	7.80	124	10	65	5	239	16	30	0.8	3.3	0.8	14.5	0.4						
15	Nilothi	Nilothi Ph-I	40	ASP	SUBHASH INFRA PVT. LTD	-	UV (Not Started)	50	30	250	50	5	-	14.06.2025	-	7.82	8.19	316	7	160	9	-	-	25	2.0	3.1	4.9	1	Nil					under rehabilitation state and running with 50% capacity.	Pratibha SPS, Bakkarwala SPS, Sayyad nangla SPS
16		Nilothi Ph-II	20	ASP	VEOLIA INDIA	Disc Filter	Chlorination	10	10	50	5	2	230	14.06.2025	-	7.80	7.87	274	10	140	12	-	-	27	16.0	3.0	3.2	0.8	Nil						DDA SPS,IIST New SPS, Sayyad nangla SPS
17	Okhla	Okhla Ph-V	16	ASP	DJB	-	not installed, but compliance=230	50	30	250	50	5	230	14.06.2025	-	7.10	7.20	144	7	210	7.4	-	-	38	2.8	2.8	3.0			24x10^18	24x10^10				
18		Okhla Ph-VI	30	ASP	SUEZ India Pvt. Ltd.	-	Chlorination	10	10	50	5	2	230	14.06.2025	-	7.20	7.40	170	9	275	6.3	-	-	36	0.1	2.4	2.2			24x10^18	43				
19		Okhla New	124	ASP	SUEZ India Pvt. Ltd.									-	-	-	-	-	-	-	-	-	-	-	-	-	-	-	-	-	-	-	-	Not commissioned,	
20		Mehrauli	5	Extended Aeration	DJB	-	-	50	30	250	50	5	-	03.06.2025	-	7.30	7.50	152	20	205	34	-	-	46	32.0	3.8	0.5								
21		Molar band	0.66	Fluidized Aerobic Bed	DJB	-	-	50	30	250	50	5	-	03.06.2025	-	7.20	7.30	136	60	245	46	-	-	-	-	2.8	1.4			24x10^14	46x10^5	24x10^14	46x10^5		
22		Ghitorini	5	ASP	DJB	-	-	30	20	250	50	5	-	21.05.2025	-	7.20	7.40	182	31	213	42	-	-	50	36.0	2.6	1.3			15x10^13	46x10^5	15x10^13	46x10^5		
23		Vasant Kunj Ph-I	2.2	Extended Aeration	DJB	-	-	50	30	250	50	5	-	21.05.2025	-	7.20	7.50	482	42	340	46	690	129	44	28.0	2.4	1.6			24x10^14	75x10^4	24x10^14	75x10^4		
24		Vasant Kunj Ph-II	3	Extended Aeration	DJB	-	-	50	30	250	50	5	-	21.05.2025	-	7.00	7.40	308	31	350	25	596	84	43	18.0	2.8	1.2			46x10^13	24x10^6	46x10^13	93x10^4		
25		Delhi Gate Ph-I	2.2	Biofor and dansadeg	Degramoent	-	not installed, but compliance=230	10	10	50	5	2	230	03.06.2025	-	7.10	7.50	212	6	240	8	-	-	42	3.0	1.7	1.1			96x10^3	93x10^3	93x10^12	9.1x10^3		
26		Delhi Gate Ph-II	15	Biofor and dansadeg	Degramoent	-	Chlorination	10	10	50	5	2	230	03.06.2025	-	7.20	7.40	98	8	220	6.3	-	-	39	4.0	1.5	0.9			24x10^14	2400	24x10^14	2400		
27		SNH drain	2.2	Biofor and dansadeg	Degramoent	-	not installed, but compliance=230	10	10	50	5	2	230	03.06.2025	-	7.20	7.60	290	5	282	5.1	-	-	48	3.0	2.8	0.0			24x10^14	21x10^4	11x10^14	9.1x10^3		
28	Pappankalan	Phappankalan Ph-I	20	ASP	SUBHASH INFRA PVT. LTD	-	UV (Not Started)	50	30	250	50	5	-	14.06.2025	-	7.40	7.80	278	19	210	17.1	520	46	40	14.0	3.0	1.0	4.8	0					Plant is under Rehabilitation	Dwarka Sector-7, Dwarka Sector 11, Dwarka Sector 16, Dawrka Sector 24,
29		Phappankalan Ph-II	20	ASP	VA-TECH WABAG LTD.	Media Filtration	Chlorination	10	10	50	5	2	230	14.06.2025	-	7.40	7.60	278	16	210	10.5	520	32	40	12.0	3.0	2.5	4.8	0						
30		Najafgarh	5	ASP	Ayaappa Pvt.Ltd.	-	UV	10	10	50	5	2	230	13.06.2025	-	7.20	7.60	166	10	140	2.7	310	10	30	0.8	2.5	1.3	4.6	0			39×10^10	110	Plant Under Rehabilitation	25MGD Najafgarh SPS
31	Rithala	Rithala Ph-I	40	ASP	Ms WA TECH BABAG LTD.	Disc Filter	Chlorination	10	10	50	5	2	100	14.06.2025	44.51	7.33	7 .42	324	10	140	2.7	310	10	30	0.8	2.5	1.3	4.6	0	-	-	-	-	Plant Under trial run	
32		Rithala Ph-II	40	ASP	SUEZ India Pvt. Ltd.	Disc Filter	UV	10	10	50	5	2	230	14.06.2025	39.79	7.27	7.59	360	8	185	7	461	36	26	6.0	3.8	0.7	2.8	0.4	-		-	-		
33	Rohini Sec-25	Rohini	15	ASP	M/s Dinesh Chandra Rohini project pvt. Ltd .	-	UV	10	10	50	5	2	230	14.06.2025	22.5	7.29	7.49	204	14	123	8	312	48	35	3.0	6.8	1.2	-	-	-	-	-	-	
34	Yamuna Vihar	Yamuna Vihar Ph-I	10	ASP	DJB	-	-	50	30	250	50	5	-	14.06.2025	8.9	7.20	7.40	284	28	198	17	508	76	50	38.0	5.5	1.8	5.8	2.2	29x10^12	15x10^6	21x10^10	15x10^4		Ghonda-I SPS, Ghonda – II SPS, Zafrabad SPS, Brahmpuri SPS
35		Yamuna Vihar Ph-II	15	ASP(IFAS)	M/s SIPL-RKC JV	Disc Filter	UV	10	10	50	5	2	230	14.06.2025	15.22	7.30	7.50	232	09	191	6	470	40	42	12.0	4.6	0.5	4.4	1.2	21x10^12	75	15x10^10	7.3	Plant Under Rehabilitation	Yamuna Vihar SPS, Ghonda-I SPS, Ghonda – II SPS, Zafrabad SPS, Brahmpuri SPS, Yamuna Vihar SPS
36		Yamuna Vihar Ph-III	25	ASP	M/s Joly & joly	-	-	30	20	-	-	-	-	14.06.2025	30.01	7.20	7.50	504	35	286	24	780	92	50	40.0	6.2	3.0	7.8	3.2	24x10^15	15x10^6	28x10^12	20x10^5		
37		Sonia Vihar	7											-	-	-	-	-	-	-	-	-	-	-	-	-	-	-	-	-	-	-	-	Under Construction	
		Total Treatment	749.26																																

	Plant not meeting standard as per design parameter	BDL: Below detection limit ND: Not Detectable

Total No of operational plant	37
Total No of Plant Under rehabilitation	1
Outlet Sample collected	34
Plant Under Unfit (As per design)	19
Plant Under fit	15
%Unfit	56
%fit	44

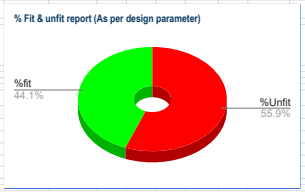

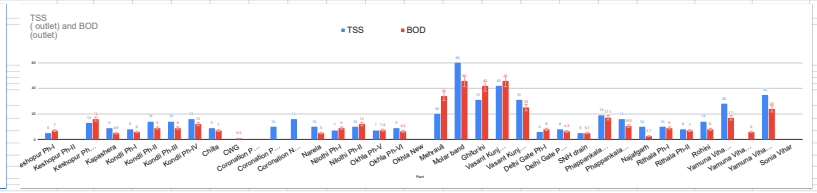

DELHI JAL BOARD

DAILY ANALYSIS REPORT OF ALL SEWAGE TREATMENT PLANT

DATE OF ANALYSIS : 15.06.2025

S.No.	Lab	Plant (STP)	Capacity	Technology	Operator	Tertiary System	Disinfectent Type	Design Parameter(mg/l)					Outlet MPN (F.Coli)	Date of Analysis	Average Daily Flow (MGD)	pH (inlet)	pH (oulet)	TSS (inlet)	TSS (outlet)	BOD (inlet)	BOD (outlet)	COD (inlet)	COD (outlet)	Ammonical nitrogen (Inlet)	Ammonical nitrogen (Outlet)	Ortho phosphate (inlet)	Ortho phosphate (outlet)	Sulphide (Inlet)	Sulphide (Outlet)	Inlet MPN (T.Coli)	Outlet MPN (T.Coli)	Inlet MPN (F.Coli)	Outlet MPN (F.Coli)	Remarks	Feed SPS
			(MGD)					TSS	BOD	COD	Ammonical-N	Phosphate-P	100ml			-	-	mg/l	mg/l	mg/l	mg/l	mg/l	mg/l	mg/l	mg/l	mg/l	mg/l	mg/l	mg/l	100ml	100ml	100ml	100ml		
1	Keshopur	Keshopur Ph-I	12	ASP	VA-TECH WABAG LTD.	-	Chlorination	30	20	250	50	5	230	14.06.2025	-	7.08	7.56	204	5	170	7	408	29	27	10.0	4.8	0.8	8.4	Nil						Uttam Nagar SPS Possangipur SPS Keshopur ISP
2		Keshopur Ph-II	20	ASP	Ayaappa Pvt.Ltd	-	UV (Not Started)	50	30	250	50	5	-	13.06.2025		7.27	7.56	614	6	270	9	674	29	22	7.0	4.3	2.5	5.6	Nil					Plant is under rehabilitation and running with 50% capacity.	
3		Keshopur Ph-III	40	ASP	Ayaappa Pvt.Ltd	-	UV (Not Started)	50	30	250	50	5	-	14.06.2025	-	7.18	7.80	305	13	240	16	661	44	22	18.0	4.2	1.2	9.4	Nil					under rehabilitation state and running with 50% capacity.	
4		Kapashera	5	SBR	TRIVENI	-	UV	10	10	50	5	2	230	13.06.2025	-	7.20	7.80	252	9	220	4.9	460	16	60	3.0	5.0	1.0	3.6	0			72×10^11	6100		Rajokari SPS, Rankpuri SPS, Kapashera SPS, Dundahera SPS
5	Kondli	Kondli Ph-I	10	ASP	Triveni Pvt. Ltd	RGF	Chlorination	10	10	50	5	2	230	15.06.2025	10	7.00	7.50	302	9	142	6	410	20	32	3.5	3.5	1.0	5.2	Nil						Preet Vihar, Jagriti Enclave, Geeta Colony, Mandawali, Kalyanpuri, New Kalyanpuri,, Dallupura , Gharoli
6		Kondli Ph-II	25	ASP	Triveni Pvt. Ltd	RGF	Chlorination	10	10	50	5	2	230	15.06.2025	25	7.00	7.40	302	12	142	8	410	26	32	5.0	3.5	1.5	5.2	1.2						
7		Kondli Ph-III	10	ASP	Triveni Pvt. Ltd	RGF	Chlorination	10	10	50	5	2	230	15.06.2025	10	7.00	7.40	302	12	142	8	410	26	32	5.0	3.5	1.5	5.2	1.2					-	
8		Kondli Ph-IV	45	ASP(IFAS)	Ayaappa Pvt.Ltd	Disc Filter	UV	10	10	50	5	2	230	15.06.2025	45	6.80	7.50	316	15	145	9	424	30	30	3.0	3.2	1.2	5.6	1						
9		Chilla	9	Combitreat-ISBR	HNB Engineers		not installed, but compliance<=230	10	10	50	5	2	230	05.05.2025	9	6.90	7.50	280	9	163	7	387	11	40	0.5	4.0	0.8	7.2	Nil						Ghazipur drain
10		CWG	1	MBR	M/s Toshiba Water Soluti on Pvt. Ltd.	Membrane Filtration	Chlorination	10	10	50	5	2	230	05.05.2025	1	7.00	7.60	330	BDL	177	0.9	437	8	42	Nil	3.5	Nil	7.6	Nil						
11	N.S.T.P.C.Pillar	Coronation Pillar Ph-II	20	ASP	DRA Infracom Pvt.Ltd.	-	UV (Not Started)	50	30	250	50	5	-	15.06.2025	16.77	7.30	7.50	242	08	144	05	394	15	23	0.3	2.7	0.8	3.5	bdl					Half stream of plant is Under Rehabilitation	
12		Coronation Pillar Ph-III	10	ASP	DRA Infracom Pvt.Ltd.	-	UV	10	10	50	5	2	230	15.06.2025	8.49	7.20	7.50	152	09	71	05	220	17	25	0.5	2.4	1.0	2.7	0.7						
13		Coronation New	70	ASP	L&T Construction and PASSAVANT (JV)	-	Chlorination	10	10	50	5	2	230	15.06.2025	44.917	7.30	7.60	218	12	119	06	320	22	33	0.7	2.8	0.8	3	0.9					Poly dosing	
14		Narela	10	ASP	DRA Infracom Pvt. Ltd.	-	UV	10	10	50	5	2	230	13.06.2025	-	7.40	7.80	124	10	65	5	239	16	30	0.8	3.3	0.8	14.5	0.4						
15	Nilothi	Nilothi Ph-I	40	ASP	SUBHASH INFRA PVT. LTD	-	UV (Not Started)	50	30	250	50	5	-	14.06.2025	-	7.82	8.19	316	7	160	9	-	-	25	2.0	3.1	4.9	1	Nil					under rehabilitation state and running with 50% capacity.	Pratibha SPS, Bakkarwala SPS, Sayyad nangloi SPS
16		Nilothi Ph-II	20	ASP	VEOLIA INDIA	Disc Filter	Chlorination	10	10	50	5	2	230	14.06.2025		7.80	7.87	274	10	140	12	-	-	27	16.0	3.0	3.2	0.8	Nil						DDA SPS,IST New SPS, Sayyad nangloi SPS
17	Okhla	Okhla Ph-V	16	ASP	DJB	-	not installed, but compliance<=230	50	30	250	50	5	230	15.06.2025	-	7.20	7.50	242	6	140	12	-	-	40	2.2	2.4	2.5			23x10^11	2400	15x10^11	<1.8		
18		Okhla Ph-VI	30	ASP	SUEZ India Pvt. Ltd.	-	Chlorination	10	10	50	5	2	230	15.06.2025	-	7.00	7.50	232	7	158	5	-	-	39	0.0	2.2	2.6			21x10^10	24x10^4	7.3x10^10	7.3x10^3		
19		Okhla New	124	ASP	SUEZ India Pvt. Ltd.									-	-	-	-	-	-	-	-	-	-	-	-	-	-	-	-	-	-	-	-	Not commissioned,	
20		Mehrauli	5	Extended Aeration	DJB	-	-	50	30	250	50	5	-	03.06.2025	-	7.30	7.50	152	20	205	34	-	-	46	32.0	3.8	0.5								
21		Molar band	0.66	Fluidized Aerobic Bed	DJB	-	-	50	30	250	50	5	-	03.06.2025	-	7.20	7.30	136	60	245	46	-	-	-	-	2.8	1.4			24x10^14	46x10^5	24x10^14	46x10^5		
22		Ghitorini	5	ASP	DJB	-	-	30	20	250	50	5	-	21.05.2025	-	7.20	7.40	182	31	213	42	-	-	50	36.0	2.6	1.3			15x10^13	46x10^5	15x10^13	46x10^5		
23		Vasant Kunj Ph-I	2.2	Extended Aeration	DJB	-	-	50	30	250	50	5	-	21.05.2025	-	7.20	7.50	482	42	340	46	690	129	44	28.0	2.4	1.6			24x10^14	75x10^4	24x10^14	75x10^4		
24		Vasant Kunj Ph-II	3	Extended Aeration	DJB	-	-	50	30	250	50	5	-	21.05.2025	-	7.00	7.40	308	31	350	25	596	84	43	18.0	2.8	1.2			46x10^13	24x10^6	46x10^13	93x10^4		
25		Delhi Gate Ph-I	2.2	Biofor and dansadeg	Degramoent	-	not installed, but compliance<=230	10	10	50	5	2	230	03.06.2025	-	7.10	7.50	212	6	240	8	-	-	42	3.0	1.7	1.1			96x10^3	93x10^3	93x10^12	9.1x10^3		
26		Delhi Gate Ph-II	15	Biofor and dansadeg	Degramoent	-	Chlorination	10	10	50	5	2	230	03.06.2025	-	7.20	7.40	98	8	220	6.3	-	-	39	4.0	1.5	0.9			24x10^14	2400	24x10^14	2400		
27		SNH drain	2.2	Biofor and dansadeg	Degramoent	-	not installed, but compliance<=230	10	10	50	5	2	230	03.06.2025	-	7.20	7.60	290	5	282	5.1	-	-	48	3.0	2.8	0.0			24x10^14	21x10^4	11x10^14	9.1x10^3		
28	Pappankalan	Phappankalan Ph-I	20	ASP	SUBHASH INFRA PVT. LTD	-	UV (Not Started)	50	30	250	50	5	-	14.06.2025	-	7.40	7.80	278	19	210	17.1	520	46	40	14.0	3.0	1.0	4.8	0					Plant is under Rehabilitation	Dwarka Sector-7, Dwarka Sector 11, Dwarka Sector 16, Dawrka Sector 24,
29		Phappankalan Ph-II	20	ASP	VA-TECH WABAG LTD.	Media Filtration	Chlorination	10	10	50	5	2	230	14.06.2025	-	7.40	7.60	278	16	210	10.5	520	32	40	12.0	3.0	2.5	4.8	0						
30		Najafgarh	5	ASP	Ayaappa Pvt.Ltd.	-	UV	10	10	50	5	2	230	13.06.2025	-	7.20	7.60	166	10	140	2.7	310	10	30	0.8	2.5	1.3	4.6	0			39×10^10	110	Plant Under Rehabilitation	25MGD Najafgarh SPS
31	Rithala	Rithala Ph-I	40	ASP	Ms WA TECH BABAG LTD.	Disc Filter	Chlorination	10	10	50	5	2	100	15.06.2025	43.07	7.37	7.53	400	9	187	8	468	36	17	1.2	3.0	0.8	2	0.8	-	-	-	-	Plant Under trial run	
32		Rithala Ph-II	40	ASP	SUEZ India Pvt. Ltd.	Disc Filter	UV	10	10	50	5	2	230	15.06.2025	36.06	7.36	7.56	364	10	180	9	450	37	24	8.0	3.5	0.4	2.8	0.4	-	-	-	-		
33	Rohini Sec-25	Rohini	15	ASP	Ms Dinesh Chandra Rohini project pvt. Ltd .	-	UV	10	10	50	5	2	230	14.06.2025	22.5	7.29	7.49	204	14	123	8	312	48	35	3.0	6.8	1.2	-	-	-	-	-	-		
34	Yamuna Vihar	Yamuna Vihar Ph-I	10	ASP	DJB	-	-	50	30	250	50	5	-	15.06.2025	8.95	7.40	7.60	260	16	165	10	468	30	32	20.0	3.8	1.2	3.6	1	29x10^12	15x10^6	15x10^11	7.3x10^5		Ghonda-I SPS, Ghonda – II SPS Zafrabad SPS, Brahampuri SPS Yamuna Vihar SPS, Ghonda-I SPS Ghonda – II SPS, Zafrabad SPS Brahampuri SPS, Yamuna Vihar SPS
35		Yamuna Vihar Ph-II	15	ASP(IFAS)	M/s SIPL-RKC JV	Disc Filter	UV	10	10	50	5	2	230	15.06.2025	14.48	7.40	7.40	272	09	172	7	480	20	30	13.0	3.5	0.6	4	0.8	21x10^12	95	20x10^11	11	Plant Under Rehabilitation	
36		Yamuna Vihar Ph-III	25	ASP	M/s Joly & joly	-	-	30	20	-	-	-	-	15.06.2025	29.6	7.30	7.30	436	26	275	16	748	58	38	25.0	4.4	1.8	6.4	2	11x10^15	15x10^7	21x10^12	11x10^6		
37		Sonia Vihar	7											-	-	-	-	-	-	-	-	-	-	-	-	-	-	-	-	-	-	-	-	Under Construction	
		Total Treatment	**749.26**																																

	Plant not meeting standard as per design parameter
BDL: Below detection limit ND: Not Detectable	

Total No of operational plant	37
Total No of Plant Under rehabilitation	1
Outlet Sample collected	35
Plant Under Unfit (As per design)	20
Plant Under fit	15
%Unfit	57
%fit	43

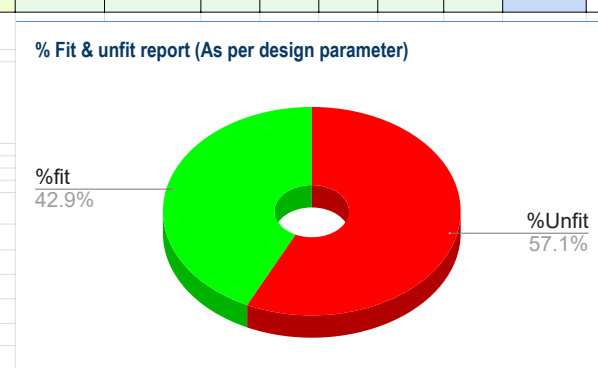

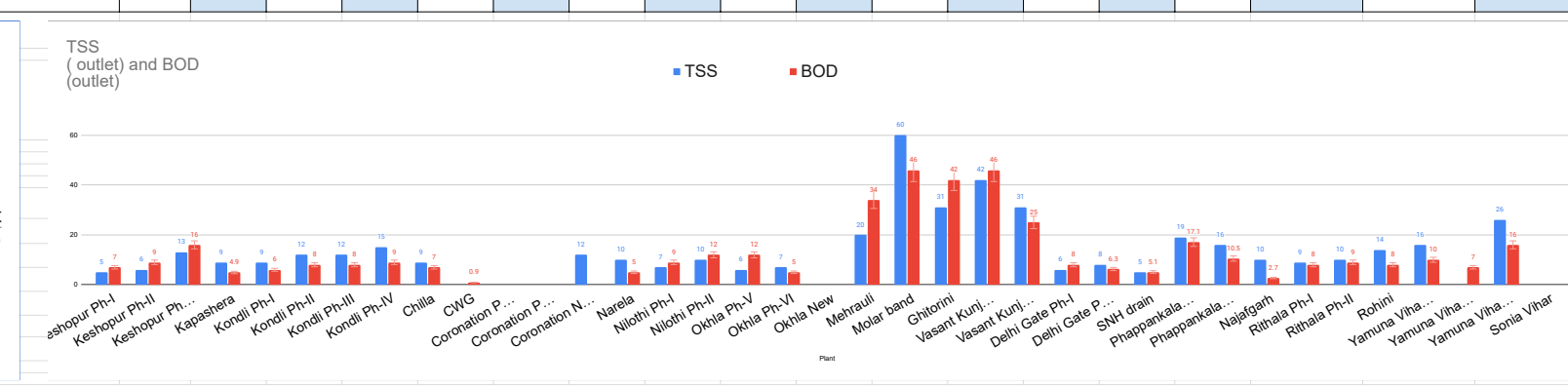

DELHI JAL BOARD

DAILY ANALYSIS REPORT OF ALL SEWAGE TREATMENT PLANT

DATE OF ANALYSIS : 16.06.2025

S.No.	Lab	Plant (STP)	Capacity	Technology	Operator	Tertiary System	Disinfectant Type	Design Parameter(mg/l)					Outlet MPN (F.Coli)	Date of Analysis	Average Daily Flow (MGD)	pH (inlet)	pH (oulet)	TSS (inlet)	TSS (outlet)	BOD (inlet)	BOD (outlet)	COD (inlet)	COD (outlet)	Ammonical nitrogen (Inlet)	Ammonical nitrogen (Outlet)	Ortho phosphate (inlet)	Ortho phosphate (outlet)	Sulphide (Inlet)	Sulphide (Outlet)	Inlet MPN (T.Coli)	Outlet MPN (T.Coli)	Inlet MPN (F.Coli)	Outlet MPN (F.Coli)	Remarks	Feed SPS
			(MGD)					TSS	BOD	COD	Ammonical-N	Phosphate-P	100ml			-	-	mg/l	mg/l	mg/l	mg/l	mg/l	mg/l	mg/l	mg/l	mg/l	mg/l	mg/l	mg/l	100ml	100ml	100ml	100ml		
1	Keshopur	Keshopur Ph-I	12	ASP	VA-TECH WABAG LTD.	-	Chlorination	30	20	250	50	5	230	16.06.2025	-	7.23	7.43	78	3	121	5	234	20	22	7.5	4.3	2.2	12.6	Nil						Uttam Nagar SPS Possangipur SPS Keshopur ISP
2		Keshopur Ph-II	20	ASP	Ayaappa Pvt.Ltd	-	UV (Not Started)	50	30	250	50	5	-	16.06.2025	-	7.28	7.52	442	6	275	5	635	25	23	2.5	5.0	4.9	5.3	Nil	24×10^10	24×10^3	11×10^9	11×10^3	Plant is under rehabilitation and running with 50% capacity.	
3		Keshopur Ph-III	40	ASP	Ayaappa Pvt.Ltd	-	UV (Not Started)	50	30	250	50	5	-	16.06.2025	-	7.28	7.59	451	4	310	4	574	29	20	12.0	4.2	0.8	5	Nils					under rehabilitation state and running with 50% capacity.	
4		Kapashera	5	SBR	TRIVENI	-	UV	10	10	50	5	2	230	13.06.2025	-	7.20	7.80	252	9	220	4.9	460	16	60	3.0	5.0	1.0	3.6	0			72×10^11	6100		Rajokari SPS, Rankpuri SPS, Kapashera SPS, Dundahera SPS
5	Kondli	Kondli Ph-I	10	ASP	Triveni Pvt. Ltd	RGF	Chlorination	10	10	50	5	2	230	16.06.2025	10	6.90	7.40	310	9	148	7	425	20	35	5.5	3.5	1.2	5.6	Nil						Preet Vihar, Jagriti Enclave, Geeta Colony, Mandawali, Kalyanpuri, New Kalyanpuri,, Dallupura , Gharoli
6		Kondli Ph-II	25	ASP	Triveni Pvt. Ltd	RGF	Chlorination	10	10	50	5	2	230	16.06.2025	25	6.90	7.50	310	14	148	9	425	28	35	6.0	3.5	6.0	5.6	1.2						
7		Kondli Ph-III	10	ASP	Triveni Pvt. Ltd	RGF	Chlorination	10	10	50	5	2	230	16.06.2025	10	6.90	7.50	310	14	148	9	425	28	35	6.0	3.5	1.8	5.6	1.2					-	
8		Kondli Ph-IV	45	ASP(IFAS)	Ayaappa Pvt.Ltd	Disc Filter	UV	10	10	50	5	2	230	16.06.2025	45	7.00	7.40	324	18	152	9	442	36	35	5.5	4.0	1.2	6.4	0.8						
9		Chilla	9	Combitreat-ISBR	HNB Engineers		not installed, but compliance<=230	10	10	50	5	2	230	05.05.2025	9	6.90	7.50	280	9	163	7	387	11	40	0.5	4.0	0.8	7.2	Nil						Ghazipur drain
10		CWG	1	MBR	M/s Toshiba Water Soluti on Pvt. Ltd.	Membrane Filtration	Chlorination	10	10	50	5	2	230	05.05.2025	1	7.00	7.60	330	BDL	177	0.9	437	8	42	Nil	3.5	Nil	7.6	Nil						
11	N.S.T.P.C.Pillar	Coronation Pillar Ph-II	20	ASP	DRA Infracom Pvt.Ltd.	-	UV (Not Started)	50	30	250	50	5	-	16.06.2025	15.07	7.20	7.60	182	05	108	03	321	12	28	0.9	3.3	0.8	3.8	bdl					Half stream of plant is Under Rehabilitation	
12		Coronation Pillar Ph-III	10	ASP	DRA Infracom Pvt.Ltd.	-	UV	10	10	50	5	2	230	16.06.2025	7.8	7.30	7.50	184	06	115	03	302	14	23	0.7	3.0	0.7	2.9	0.3						
13		Coronation New	70	ASP	L&T Construction and PASSAVANT (JV)	-	Chlorination	10	10	50	5	2	230	16.06.2025	48.302	7.20	7.60	126	20	74	09	181	32	39	0.5	3.7	0.7	2.8	1					Poly dosing	
14		Narela	10	ASP	DRA Infracom Pvt. Ltd.	-	UV	10	10	50	5	2	230	16.06.2025	12.39	7.30	7.60	144	09	83	04	216	15	35	1.2	4.0	0.7	17.3	0.8						
15	Nilothi	Nilothi Ph-I	40	ASP	SUBHASH INFRA PVT. LTD	-	UV (Not Started)	50	30	250	50	5	-	16.06.2025	-	7.92	8.28	292	8	150	11	-	-	28	1.0	3.3	5.1	0.8	Nil					under rehabilitation state and running with 50% capacity.	Pratibha SPS, Bakkarwala SPS, Sayyad nangloi SPS
16		Nilothi Ph-II	20	ASP	VEOLIA INDIA	Disc Filter	Chlorination	10	10	50	5	2	230	16.06.2025	-	7.80	7.90	236	6	130	10	-	-	35	16.0	3.0	2.5	0.72	Nil						DDA SPS,IST New SPS, Sayyad nangloi SPS
17	Okhla	Okhla Ph-V	16	ASP	DJB	-	not installed, but compliance<=230	50	30	250	50	5	230	16.06.2025	-	7.10	7.50	248	7	235	11.7	-	-	35	0.4	2.6	2.7			23x10^10	75x10^3	<1.8	<1.8		
18		Okhla Ph-VI	30	ASP	SUEZ India Pvt. Ltd.	-	Chlorination	10	10	50	5	2	230	16.06.2025	-	7.00	7.60	240	9	183	6	-	-	30	0.1	2.5	2.8			11x10^13	2400	7.3x10^11	6.1		
19		Okhla New	124	ASP	SUEZ India Pvt. Ltd.									-	-	-	-	-	-	-	-	-	-	-	-	-	-	-	-	-	-	-	-	Not commissioned,	
20		Mehrauli	5	Extended Aeration	DJB	-	-	50	30	250	50	5	-	03.06.2025	-	7.30	7.50	152	20	205	34	-	-	46	32.0	3.8	0.5								
21		Molar band	0.66	Fluidized Aerobic Bed	DJB	-	-	50	30	250	50	5	-	03.06.2025	-	7.20	7.30	136	60	245	46	-	-	-	-	2.8	1.4			24x10^14	46x10^5	24x10^14	46x10^5		
22		Ghitorini	5	ASP	DJB	-	-	30	20	250	50	5	-	21.05.2025	-	7.20	7.40	182	31	213	42	-	-	50	36.0	2.6	1.3			15x10^13	46x10^5	15x10^13	46x10^5		
23		Vasant Kunj Ph-I	2.2	Extended Aeration	DJB	-	-	50	30	250	50	5	-	21.05.2025	-	7.20	7.50	482	42	340	46	690	129	44	28.0	2.4	1.6			24x10^14	75x10^4	24x10^14	75x10^4		
24		Vasant Kunj Ph-II	3	Extended Aeration	DJB	-	-	50	30	250	50	5	-	21.05.2025	-	7.00	7.40	308	31	350	25	596	84	43	18.0	2.8	1.2			46x10^13	24x10^6	46x10^13	93x10^4		
25		Delhi Gate Ph-I	2.2	Biofor and dansadeg	Degramoent	-	not installed, but compliance<=230	10	10	50	5	2	230	03.06.2025	-	7.10	7.50	212	6	240	8	-	-	42	3.0	1.7	1.1			96x10^3	93x10^3	93x10^12	9.1x10^3		
26		Delhi Gate Ph-II	15	Biofor and dansadeg	Degramoent	-	Chlorination	10	10	50	5	2	230	03.06.2025	-	7.20	7.40	98	8	220	6.3	-	-	39	4.0	1.5	0.9			24x10^14	2400	24x10^14	2400		
27		SNH drain	2.2	Biofor and dansadeg	Degramoent	-	not installed, but compliance<=230	10	10	50	5	2	230	03.06.2025	-	7.20	7.60	290	5	282	5.1	-	-	48	3.0	2.8	0.0			24x10^14	21x10^4	11x10^14	9.1x10^3		
28	Pappankalan	Phappankalan Ph-I	20	ASP	SUBHASH INFRA PVT. LTD	-	UV (Not Started)	50	30	250	50	5	-	16.06.2025	-	7.50	7.70	366	14	257.5	13.7	610	36	35	15.0	3.2	0.6	5.3	0					Plant is under Rehabilitation	Dwarka Sector-7, Dwarka Sector 11, Dwarka Sector 16, Dawrka Sector 24,
29		Phappankalan Ph-II	20	ASP	VA-TECH WABAG LTD.	Media Filtration	Chlorination	10	10	50	5	2	230	16.06.2025	-	7.50	7.80	366	18	257.5	9.3	610	32	35	18.0	3.2	2.7	5.3	0						
30		Najafgarh	5	ASP	Ayaappa Pvt.Ltd.	-	UV	10	10	50	5	2	230	13.06.2025	-	7.20	7.60	166	10	140	2.7	310	10	30	0.8	2.5	1.3	4.6	0			39×10^10	110	Plant Under Rehabilitation	25MGD Najafgarh SPS
31	Rithala	Rithala Ph-I	40	ASP	Ms WA TECH BABAG LTD.	Disc Filter	Chlorination	10	10	50	5	2	100	16.06.2025	43.07	7.39	7.56	272	10	150	9	376	40	24	1.3	3.2	0.7	3.6	1.2	-	-	-	-	Plant Under trial run	
32		Rithala Ph-II	40	ASP	SUEZ India Pvt. Ltd.	Disc Filter	UV	10	10	50	5	2	230	16.06.2025	36.06	7.32	7.61	308	8	165	7	416	32	30	5.0	3.7	0.5	3.2	0.8	-	-	-	-		
33	Rohini Sec-25	Rohini	15	ASP	Ms Dinesh Chandra Rohini project pvt. Ltd .	-	UV	10	10	50	5	2	230	16.06.2025	23.36	7.02	7.12	328	13	168	7	424	44	42	3.0	6.5	1.0	-	-	24x10^7+	1100	24x10^6+	160		
34	Yamuna Vihar	Yamuna Vihar Ph-I	10	ASP	DJB	-	-	50	30	250	50	5	-	16.06.2025	8.92	7.20	7.50	328	25	208	16	492	52	40	27.0	5.0	2.5	4.8	2	29X10^11	27X10^5	36X10^11	75		Ghonda-I SPS, Ghonda – II SPS Zafrabad SPS, Brahampuri SPS Yamuna Vihar SPS, Ghonda-I SPS Ghonda – II SPS, Zafrabad SPS Brahampuri SPS, Yamuna Vihar SPS
35		Yamuna Vihar Ph-II	15	ASP(IFAS)	M/s SIPL-RKC JV	Disc Filter	UV	10	10	50	5	2	230	16.06.2025	14.87	7.20	7.60	388	08	240	05	542	18	32	18.0	3.5	1.0	3.8	1.4	36X10^11	75	20X10^10	15	Plant Under Rehabilitation	
36		Yamuna Vihar Ph-III	25	ASP	M/s Joly & joly	-	-	30	20	-	-	-	-	16.06.2025	30.02	7.30	7.60	424	37	262	20	738	84	45	32.0	4.8	2.7	7	3.2	21X10^13	35X10^6	28X10^11	15X10^6		
37		Sonia Vihar	7											-	-	-	-	-	-	-	-	-	-	-	-	-	-	-	-	-	-	-	-	Under Construction	
		Total Treatment	**749.26**																																

Plant not meeting standard as per design parameter	BDL: Below detection limit ND: Not Detectable

Total No of operational plant	37
Total No of Plant Under rehabilitation	1
Outlet Sample collected	35
Plant Under Unfit (As per design)	20
Plant Under fit	15
%Unfit	57
%fit	43

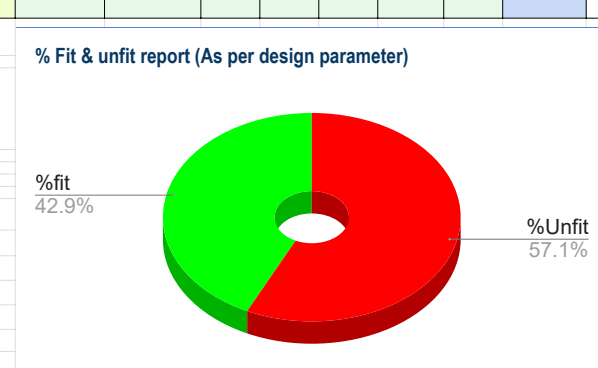

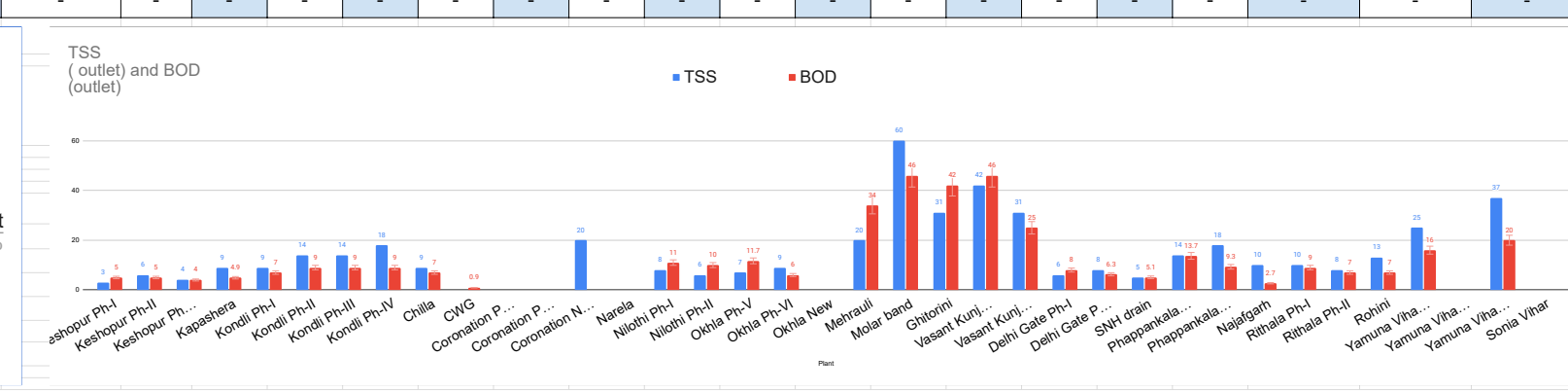

DELHI JAL BOARD

DAILY ANALYSIS REPORT OF ALL SEWAGE TREATMENT PLANT

DATE OF ANALYSIS : 17.06.2025

S.No.	Lab	Plant (STP)	Capacity	Technology	Operator	Tertiary System	Disinfectent Type	Design Parameter(mg/l) TSS	BOD	COD	Ammonical-N	Phosphate-P	Outlet MPN (F.Coli)	Date of Analysis	Average Daily Flow (MGD)	pH (inlet)	pH (oulet)	TSS (inlet)	TSS (outlet)	BOD (inlet)	BOD (outlet)	COD (inlet)	COD (outlet)	Ammonical nitrogen (Inlet)	Ammonical nitrogen (Outlet)	Ortho phosphate (inlet)	Ortho phosphate (outlet)	Sulphide (Inlet)	Sulphide (Outlet)	Inlet MPN (T.Coli)	Outlet MPN (T.Coli)	Inlet MPN (F.Coli)	Outlet MPN (F.Coli)	Remarks	Feed SPS
			(MGD)										100ml			-	-	mg/l	mg/l	mg/l	mg/l	mg/l	mg/l	mg/l	mg/l	mg/l	mg/l	mg/l	mg/l	100ml	100ml	100ml	100ml		
1	Keshopur	Keshopur Ph-I	12	ASP	VA-TECH WABAG LTD.	-	Chlorination	30	20	250	50	5	230	17.06.2025	-	7.11	7.45	204	5	161	5	400	19	27	6.0	5.0	2.8	10.6	-	24*10^8	2400	21*10^7	2100		Uttam Nagar SPS Possangipur SPS Keshopur ISP
2		Keshopur Ph-II	20	ASP	Ayaappa Pvt.Ltd	-	UV (Not Started)	50	30	250	50	5	-	17.06.2025	-	7.25	7.51	498	16	260	13	672	31	28	6.5	5.0	4.0	6.5	-					Plant is under rehabilitation and running with 50% capacity.	
3		Keshopur Ph-III	40	ASP	Ayaappa Pvt.Ltd	-	UV (Not Started)	50	30	250	50	5	-	17.06.2025	-	7.28	7.60	265	11	187	10	445	41	22	21.0	4.8	10.5	8.2	-					under rehabilitation state and running with 50% capacity.	
4		Kapashera	5	SBR	TRIVENI	-	UV	10	10	50	5	2	230	17.06.2025		7.20	7.60	194	51	185	21.8	510	58	65	18.0	5.5	1.2	3.2	0			19×10^11	7500		Rajokari SPS, Rankpuri SPS, Kapashera SPS, Dundahera SPS
5	Kondli	Kondli Ph-I	10	ASP	Triveni Pvt. Ltd	RGF	Chlorination	10	10	50	5	2	230	17.06.2025	10	7.00	7.50	318	8	150	7	408	18	35	5.0	3.0	1.0	6.8	0.8	24x10^17	2400				Preet Vihar, Jagriti Enclave, Geeta Colony, Mandawali, Kalyanpuri, New Kalyanpuri,, Dallupura , Gharoli
6		Kondli Ph-II	25	ASP	Triveni Pvt. Ltd	RGF	Chlorination	10	10	50	5	2	230	17.06.2025	25	7.00	7.60	318	12	150	8	408	24	35	4.5	3.0	1.2	6.8	1.2	24x10^17	11x10^5				
7		Kondli Ph-III	10	ASP	Triveni Pvt. Ltd	RGF	Chlorination	10	10	50	5	2	230	17.06.2025	10	7.00	7.60	318	12	150	8	408	24	35	4.5	3.0	1.2	6.8	1.2	24x10^17	11x10^5			-	
8		Kondli Ph-IV	45	ASP(IFAS)	Ayaappa Pvt.Ltd	Disc Filter	UV	10	10	50	5	2	230	17.06.2025	45	7.00	7.50	308	14	155	8	412	28	34	4.0	3.2	0.8	6	0.8	24x10^17	24x10^5				
9		Chilla	9	Combitreat-ISBR	HNB Engineers		not installed, but compliance<=230	10	10	50	5	2	230	05.05.2025	9	6.90	7.50	280	9	163	7	387	11	40	0.5	4.0	0.8	7.2	Nil						Ghazipur drain
10		CWG	1	MBR	M/s Toshiba Water Soluti on Pvt. Ltd.	Membrane Filtration	Chlorination	10	10	50	5	2	230	05.05.2025	1	7.00	7.60	330	BDL	177	0.9	437	8	42	Nil	3.5	Nil	7.6	Nil						
11	N.S.T.P.C.Pillar	Coronation Pillar Ph-II	20	ASP	DRA Infracom Pvt.Ltd.	-	UV (Not Started)	50	30	250	50	5	-	17.06.2025	-	7.20	7.60	128	08	65	06	251	21	27	0.6	3.1	0.8	2.8	bdl					Half stream of plant is Under Rehabilitation	
12		Coronation Pillar Ph-III	10	ASP	DRA Infracom Pvt.Ltd.	-	UV	10	10	50	5	2	230	17.06.2025	-	7.30	7.50	134	07	78	04	310	15	25	0.5	2.9	0.7	3	0.5						
13		Coronation New	70	ASP	L&T Construction and PASSAVANT (JV)	-	Chlorination	10	10	50	5	2	230	17.06.2025	-	7.30	7.70	170	22	87	14	281	32	37	0.7	4.0	1.2	3.5	0.8					Poly dosing	
14		Narela	10	ASP	DRA Infracom Pvt. Ltd.	-	UV	10	10	50	5	2	230	16.06.2025	12.39	7.30	7.60	144	09	83	04	216	15	35	1.2	4.0	0.7	17.3	0.8			<1.8	<1.8		
15	Nilothi	Nilothi Ph-I	40	ASP	SUBHASH INFRA PVT. LTD	-	UV (Not Started)	50	30	250	50	5	-	17.06.2025	-	8.03	8.28	316	12	170	10	-	-	28	0.5	3.4	5.3	1	Nil					under rehabilitation state and running with 50% capacity.	Pratibha SPS, Bakkarwala SPS, Sayyad nangloi SPS
16		Nilothi Ph-II	20	ASP	VEOLIA INDIA	Disc Filter	Chlorination	10	10	50	5	2	230	17.06.2025	-	7.63	7.76	260	10	150	9	-	-	32	18.0	3.2	4.0	0.9	Nil						DDA SPS,IST New SPS, Sayyad nangloi SPS
17	Okhla	Okhla Ph-V	16	ASP	DJB	-	not installed, but compliance<=230	50	30	250	50	5	230	16.06.2025	-	7.10	7.50	248	7	235	11.7	-	-	35	0.4	2.6	2.7			23x10^10	75x10^3	<1.8	<1.8		
18		Okhla Ph-VI	30	ASP	SUEZ India Pvt. Ltd.	-	Chlorination	10	10	50	5	2	230	17.06.2025	-	7.20	7.50	1240	4	188	6	-	-	34	0.1	2.4	2.6			24x10^18	2400				
19		Okhla New	124	ASP	SUEZ India Pvt. Ltd.									-	-	-	-	-	-	-	-	-	-	-	-	-	-	-	-	-	-	-	-	Not commissioned,	
20		Mehrauli	5	Extended Aeration	DJB	-	-	50	30	250	50	5	-	03.06.2025	-	7.30	7.50	152	20	205	34	-	-	46	32.0	3.8	0.5								
21		Molar band	0.66	Fluidized Aerobic Bed	DJB	-	-	50	30	250	50	5	-	03.06.2025	-	7.20	7.30	136	60	245	46	-	-	-	-	2.8	1.4			24x10^14	46x10^5	24x10^14	46x10^5		
22		Ghitorini	5	ASP	DJB	-	-	30	20	250	50	5	-	21.05.2025	-	7.20	7.40	182	31	213	42	-	-	50	36.0	2.6	1.3			15x10^13	46x10^5	15x10^13	46x10^5		
23		Vasant Kunj Ph-I	2.2	Extended Aeration	DJB	-	-	50	30	250	50	5	-	21.05.2025	-	7.20	7.50	482	42	340	46	690	129	44	28.0	2.4	1.6			24x10^14	75x10^4	24x10^14	75x10^4		
24		Vasant Kunj Ph-II	3	Extended Aeration	DJB	-	-	50	30	250	50	5	-	21.05.2025	-	7.00	7.40	308	31	350	25	596	84	43	18.0	2.8	1.2			46x10^13	24x10^6	46x10^13	93x10^4		
25		Delhi Gate Ph-I	2.2	Biofor and dansadeg	Degramoent	-	not installed, but compliance<=230	10	10	50	5	2	230	03.06.2025	-	7.10	7.50	212	6	240	8	-	-	42	3.0	1.7	1.1			96x10^3	93x10^3	93x10^12	9.1x10^3		
26		Delhi Gate Ph-II	15	Biofor and dansadeg	Degramoent	-	Chlorination	10	10	50	5	2	230	03.06.2025	-	7.20	7.40	98	8	220	6.3	-	-	39	4.0	1.5	0.9			24x10^14	2400	24x10^14	2400		
27		SNH drain	2.2	Biofor and dansadeg	Degramoent	-	not installed, but compliance<=230	10	10	50	5	2	230	03.06.2025	-	7.20	7.60	290	5	282	5.1	-	-	48	3.0	2.8	0.0			24x10^14	21x10^4	11x10^14	9.1x10^3		
28	Pappankalan	Phappankalan Ph-I	20	ASP	SUBHASH INFRA PVT. LTD	-	UV (Not Started)	50	30	250	50	5	-	17.06.2025	-	7.30	7.60	418	20	255	18	650	50	45	16.0	3.2	0.8	4.6	0			24x10^11	6400	Plant is under Rehabilitation	Dwarka Sector-7, Dwarka Sector 11, Dwarka Sector 16, Dawrka Sector 24,
29		Phappankalan Ph-II	20	ASP	VA-TECH WABAG LTD.	Media Filtration	Chlorination	10	10	50	5	2	230	17.06.2025	-	7.30	7.70	418	16	255	10.3	650	30	45	20.0	3.2	3.5	4.6	0			24x10^11	1500		
30		Najafgarh	5	ASP	Ayaappa Pvt.Ltd.	-	UV	10	10	50	5	2	230	17.06.2025		7.30	7.50	168	16	127.5	5	290	25	25	1.0	2.8	1.5	3.5	0			93x10^11	95	Plant Under Rehabilitation	25MGD Najafgarh SPS
31	Rithala	Rithala Ph-I	40	ASP	Ms WA TECH BABAG LTD.	Disc Filter	Chlorination	10	10	50	5	2	100	17.06.2025	47.2	7.40	7.55	340	8	178	7	448	32	22	0.5	4.1	0.6	4	0.8	-	-	24x10^7+	93	Plant Under trial run	
32		Rithala Ph-II	40	ASP	SUEZ India Pvt. Ltd.	Disc Filter	UV	10	10	50	5	2	230	17.06.2025	32.73	7.39	7.52	324	9	173	8	432	36	20	7.0	4.0	0.7	3.6	1.2	-	-	24x10^7+	53		
33	Rohini Sec-25	Rohini	15	ASP	Ms Dinesh Chandra Rohini project pvt. Ltd .	-	UV	10	10	50	5	2	230	17.06.2025	25.18	7.15	7.25	648	8	295	5	736	28	45	2.8	8.5	0.6	-	-	-	-	-	-		
34	Yamuna Vihar	Yamuna Vihar Ph-I	10	ASP	DJB	-	-	50	30	250	50	5	-	17.06.2025	9.5	7.20	7.40	220	18	145	10	446	32	36	25.0	4.2	2.4	5	2	29x10^11	15x10^6	20x10^11	11x10^5		Ghonda-I SPS, Ghonda – II SPS Zafrabad SPS, Brahampuri SPS Yamuna Vihar SPS, Ghonda-I SPS Ghonda – II SPS, Zafrabad SPS Brahampuri SPS, Yamuna Vihar SPS
35		Yamuna Vihar Ph-II	15	ASP(IFAS)	M/s SIPL-RKC JV	Disc Filter	UV	10	10	50	5	2	230	17.06.2025	14.9	7.30	7.50	372	8	197	5	548	22	35	14.0	4.2	1.2	4.4	1.5	29x10^11	210	15x10^10	43	Plant Under Rehabilitation	
36		Yamuna Vihar Ph-III	25	ASP	M/s Joly & joly	-	-	30	20	-	-	-	-	17.06.2025	29.59	7.30	7.50	564	27	313	18	704	58	48	35.0	5.5	2.8	7.2	3	11x10^15	21x10^7	15x10^14	27x10^6		
37		Sonia Vihar	7											-	-	-	-	-	-	-	-	-	-	-	-	-	-	-	-	-	-	-	-	Under Construction	

Total Treatment	**749.26**

Plant not meeting standard as per design parameter	BDL: Below detection limit ND: Not Detectable

Total No of operational plant	37
Total No of Plant Under rehabilitation	1
Outlet Sample collected	35
Plant Under Unfit (As per design)	19
Plant Under fit	16
%Unfit	54
%fit	46

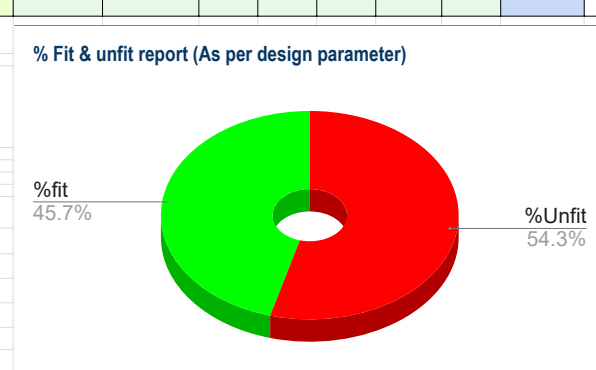

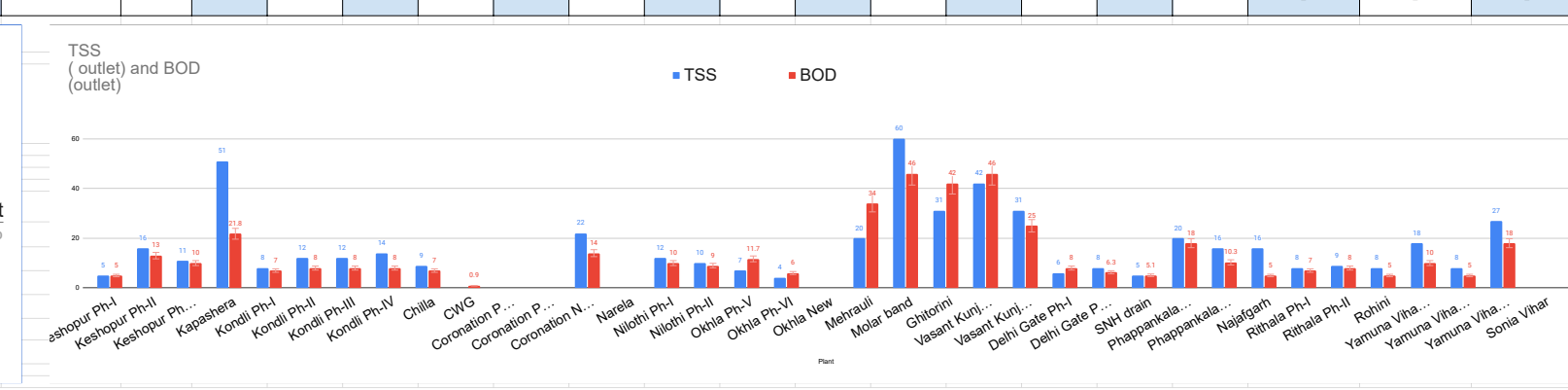

DELHI JAL BOARD

DAILY ANALYSIS REPORT OF ALL SEWAGE TREATMENT PLANT

DATE OF ANALYSIS : 18.06.2025

S.No.	Lab	Plant (STP)	Capacity	Technology	Operator	Tertiary System	Disinfectent Type	Design Parameter(mg/l)					Outlet MPN (F.Coli)	Date of Analysis	Average Daily Flow (MGD)	pH (inlet)	pH (oulet)	TSS (inlet)	TSS (outlet)	BOD (inlet)	BOD (outlet)	COD (inlet)	COD (outlet)	Ammonical nitrogen (Inlet)	Ammonical nitrogen (Outlet)	Ortho phosphate (inlet)	Ortho phosphate (outlet)	Sulphide (Inlet)	Sulphide (Outlet)	Inlet MPN (T.Coli)	Outlet MPN (T.Coli)	Inlet MPN (F.Coli)	Outlet MPN (F.Coli)	Remarks	Feed SPS
			(MGD)					TSS	BOD	COD	Ammonical-N	Phosphate-P	100ml			-	-	mg/l	mg/l	mg/l	mg/l	mg/l	mg/l	mg/l	mg/l	mg/l	mg/l	mg/l	mg/l	100ml	100ml	100ml	100ml		
1	Keshopur	Keshopur Ph-I	12	ASP	VA-TECH WABAG LTD.	-	Chlorination	30	20	250	50	5	230	18.06.2025	-	7.33	7.42	617	11	340	11	747	33	22	2.5	5.8	2.0	3.1	Nil						Uttam Nagar SPS Possangipur SPS Keshopur ISP
2		Keshopur Ph-II	20	ASP	Ayaappa Pvt.Ltd	-	UV (Not Started)	50	30	250	50	5	-	18.06.2025	-	7.15	7.48	135	7	89	7	204	26	20	10.0	5.0	2.1	4.8	Nil					Plant is under rehabilitation and running with 50% capacity.	
3		Keshopur Ph-III	40	ASP	Ayaappa Pvt.Ltd	-	UV (Not Started)	50	30	250	50	5	-	18.06.2025	-	7.33	7.42	617	11	340	11	747	33	22	2.5	5.8	2.0	3.1	Nil					under rehabilitation state and running with 50% capacity.	
4		Kapashera	5	SBR	TRIVENI	-	UV	10	10	50	5	2	230	17.06.2025		7.20	7.60	194	**51**	185	**21.8**	510	58	65	**18.0**	5.5	1.2	3.2	0			19×10^11	7500		Rajokari SPS, Rankpuri SPS, Kapashera SPS, Dundahera SPS
5	Kondli	Kondli Ph-I	10	ASP	Triveni Pvt. Ltd	RGF	Chlorination	10	10	50	5	2	230	18.06.2025	10	6.90	7.50	288	7	143	5	399	19	32	3.5	3.5	1.0	6	0						Preet Vihar, Jagriti Enclave, Geeta Colony, Mandawali, Kalyanpuri, New Kalyanpuri,, Dallupura , Gharoli
6		Kondli Ph-II	25	ASP	Triveni Pvt. Ltd	RGF	Chlorination	10	10	50	5	2	230	18.06.2025	25	6.90	7.40	288	9	143	7	399	24	32	4.0	3.5	1.5	6	0.8						
7		Kondli Ph-III	10	ASP	Triveni Pvt. Ltd	RGF	Chlorination	10	10	50	5	2	230	18.06.2025	10	6.90	7.40	288	9	143	7	399	24	32	4.0	3.5	1.5	6	0.8					-	
8		Kondli Ph-IV	45	ASP(IFAS)	Ayaappa Pvt.Ltd	Disc Filter	UV	10	10	50	5	2	230	18.06.2025	45	7.00	7.40	304	9	147	7	436	27	35	3.5	3.8	1.2	6.4	1.2						
9		Chilla	9	Combitreat-ISBR	HNB Engineers		not installed, but compliance<=230	10	10	50	5	2	230	05.05.2025	9	6.90	7.50	280	9	163	7	387	11	40	0.5	4.0	0.8	7.2	Nil						Ghazipur drain
10		CWG	1	MBR	M/s Toshiba Water Soluti on Pvt. Ltd.	Membrane Filtration	Chlorination	10	10	50	5	2	230	05.05.2025	1	7.00	7.60	330	BDL	177	0.9	437	8	42	Nil	3.5	Nil	7.6	Nil						
11	N.S.T.P.C.Pillar	Coronation Pillar Ph-II	20	ASP	DRA Infracom Pvt.Ltd.	-	UV (Not Started)	50	30	250	50	5	-	18.06.2025	-	7.40	7.70	118	10	67	6	162	17	37	0.7	2.8	0.7	6.4	bdl				1500	Half stream of plant is Under Rehabilitation	
12		Coronation Pillar Ph-III	10	ASP	DRA Infracom Pvt.Ltd.	-	UV	10	10	50	5	2	230	18.06.2025	-	7.20	7.50	176	9	96	5	301	15	25	1.0	3.5	0.9	2.4	0.3						
13		Coronation New	70	ASP	L&T Construction and PASSAVANT (JV)	-	Chlorination	10	10	50	5	2	230	18.06.2025	-	7.30	7.60	342	**20**	215	8	487	26	38	1.2	4.0	1.5	3.1	bdl				6400	Poly dosing	
14		Narela	10	ASP	DRA Infracom Pvt. Ltd.	-	UV	10	10	50	5	2	230	18.06.2025	-	7.30	7.50	144	10	81	6	203	20	21	0.7	3.3	1.0	2.7	0.5						
15	Nilothi	Nilothi Ph-I	40	ASP	SUBHASH INFRA PVT. LTD	-	UV (Not Started)	50	30	250	50	5	-	18.06.2025	-	7.70	8.10	412	14	200	14	-	-	20	0.3	3.1	4.5	1.1	Nil			20×10^11	1500	under rehabilitation state and running with 50% capacity.	Pratibha SPS, Bakkarwala SPS, Sayyad nangloi SPS
16		Nilothi Ph-II	20	ASP	VEOLIA INDIA	Disc Filter	Chlorination	10	10	50	5	2	230	18.06.2025	-	7.60	7.70	246	6	140	10	-	-	21	**14.0**	3.0	2.0	1	Nil			92×10^10	730		DDA SPS,IST New SPS, Sayyad nangloi SPS
17	Okhla	Okhla Ph-V	16	ASP	DJB	-	not installed, but compliance<=230	50	30	250	50	5	230	16.06.2025		7.10	7.50	248	7	235	11.7	-	-	35	0.4	2.6	2.7			23x10^10	75x10^3	<1.8	<1.8		
18		Okhla Ph-VI	30	ASP	SUEZ India Pvt. Ltd.	-	Chlorination	10	10	50	5	2	230	18.06.2025	-	7.10	7.50	290	**18**	145	4.7	-	-	32	0.1	2.2	2.0						93		
19		Okhla New	124	ASP	SUEZ India Pvt. Ltd.									-	-	-	-	-	-	-	-	-	-	-	-	-	-	-	-	-	-	-	-	Not commissioned,	
20		Mehrauli	5	Extended Aeration	DJB	-	-	50	30	250	50	5	-	03.06.2025	-	7.30	7.50	152	20	205	**34**	-	-	46	32.0	3.8	0.5								
21		Molar band	0.66	Fluidized Aerobic Bed	DJB	-	-	50	30	250	50	5	-	03.06.2025	-	7.20	7.30	136	**60**	245	**46**	-	-	-	-	2.8	1.4			24x10^14	46x10^5	24x10^14	46x10^5		
22		Ghitorini	5	ASP	DJB	-	-	30	20	250	50	5	-	21.05.2025	-	7.20	7.40	182	**31**	213	42	-	-	50	36.0	2.6	1.3			15x10^13	46x10^5	15x10^13	46x10^5		
23		Vasant Kunj Ph-I	2.2	Extended Aeration	DJB	-	-	50	30	250	50	5	-	21.05.2025	-	7.20	7.50	482	42	340	**46**	690	129	44	28.0	2.4	1.6			24x10^14	75x10^4	24x10^14	75x10^4		
24		Vasant Kunj Ph-II	3	Extended Aeration	DJB	-	-	50	30	250	50	5	-	21.05.2025	-	7.00	7.40	308	31	350	25	596	84	43	18.0	2.8	1.2			46x10^13	24x10^6	46x10^13	93x10^4		
25		Delhi Gate Ph-I	2.2	Biofor and dansadeg	Degramoent	-	not installed, but compliance<=230	10	10	50	5	2	230	03.06.2025	-	7.10	7.50	212	6	240	8	-	-	42	3.0	1.7	1.1			96x10^3	93x10^3	93x10^12	9.1x10^3		
26		Delhi Gate Ph-II	15	Biofor and dansadeg	Degramoent	-	Chlorination	10	10	50	5	2	230	03.06.2025	-	7.20	7.40	98	8	220	6.3	-	-	39	4.0	1.5	0.9			24x10^14	2400	24x10^14	2400		
27		SNH drain	2.2	Biofor and dansadeg	Degramoent	-	not installed, but compliance<=230	10	10	50	5	2	230	03.06.2025	-	7.20	7.60	290	5	282	5.1	-	-	48	3.0	2.8	0.0			24x10^14	21x10^4	11x10^14	9.1x10^3		
28	Pappankalan	Phappankalan Ph-I	20	ASP	SUBHASH INFRA PVT. LTD	-	UV (Not Started)	50	30	250	50	5	-	18.06.2025	-	7.30	7.50	290	30	235	13.5	620	35	25	12.0	2.7	1.0	5.3	0					Plant is under Rehabilitation	Dwarka Sector-7, Dwarka Sector 11, Dwarka Sector 16, Dawrka Sector 24,
29		Phappankalan Ph-II	20	ASP	VA-TECH WABAG LTD.	Media Filtration	Chlorination	10	10	50	5	2	230	18.06.2025	-	7.30	7.80	290	**11**	235	**10.8**	620	32	25	**16.0**	2.7	**3.0**	5.3	0						
30		Najafgarh	5	ASP	Ayaappa Pvt.Ltd.	-	UV	10	10	50	5	2	230	17.06.2025		7.30	7.50	168	**16**	127.5	5	290	25	25	1.0	2.8	1.5	3.5	0			93×10^11	95	Plant Under Rehabilitation	25MGD Najafgarh SPS
31	Rithala	Rithala Ph-I	40	ASP	Ms WA TECH BABAG LTD.	Disc Filter	Chlorination	10	10	50	5	2	100	18.06.2025	46.15	7.19	7.41	288	9	120	8	304	36	17	0.7	2.4	0.4	2	0.4	-	-	-	53	Plant Under trial run	
32		Rithala Ph-II	40	ASP	SUEZ India Pvt. Ltd.	Disc Filter	UV	10	10	50	5	2	230	18.06.2025	37.63	7.21	7.45	304	10	128	8	320	36	18	4.0	2.5	0.5	1.6	0.4	-	-	-	-		
33	Rohini Sec-25	Rohini	15	ASP	Ms Dinesh Chandra Rohini project pvt. Ltd .	-	UV	10	10	50	5	2	230	18.06.2025	25.18	7.03	7.34	248	7	200	8	308	32	35	3.0	6.5	0.5	-	-	24X10^7+	1100	24X10^6+	160		
34	Yamuna Vihar	Yamuna Vihar Ph-I	10	ASP	DJB	-	-	50	30	250	50	5	-	18.06.2025	9.1	7.30	7.50	308	16	215	13	466	28	35	20.0	3.0	1.8	6.2	1.8	11X10^13	15X10^6	28X10^11	15X10^5		Ghonda-I SPS, Ghonda – II SPS Zafrabad SPS, Brahampuri SPS
35		Yamuna Vihar Ph-II	15	ASP(IFAS)	M/s SIPL-RKC JV	Disc Filter	UV	10	10	50	5	2	230	18.06.2025	15.78	7.20	7.60	292	09	175	06	440	15	32	**12.0**	3.4	1.0	4.2	1.4	29X10^12	460	11X10^11	210	Plant Under Rehabilitation	Yamuna Vihar SPS, Ghonda-I SPS
36		Yamuna Vihar Ph-III	25	ASP	M/s Joly & joly	-	-	30	20	-	-	-	-	18.06.2025	27.42	7.20	7.50	332	30	223	**24**	532	48	45	30.0	5.0	2.8	6.6	3.2	24X10^15	29X10^7	21X10^13	27X10^6		Ghonda – II SPS, Zafrabad SPS Brahampuri SPS, Yamuna Vihar SPS
37		Sonia Vihar	7											-	-	-	-	-	-	-	-	-	-	-	-	-	-	-	-	-	-	-	-	Under Construction	
		Total Treatment	**749.26**																																

	Plant not meeting standard as per design parameter	BDL: Below detection limit ND: Not Detectable

Total No of operational plant	37
Total No of Plant Under rehabilitation	1
Outlet Sample collected	35
Plant Under Unfit (As per design)	21
Plant Under fit	14
%Unfit	60
%fit	40

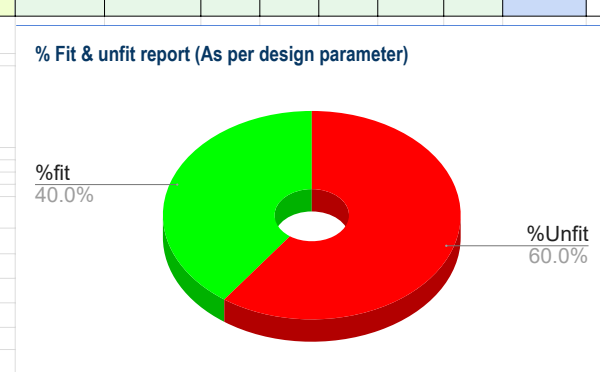

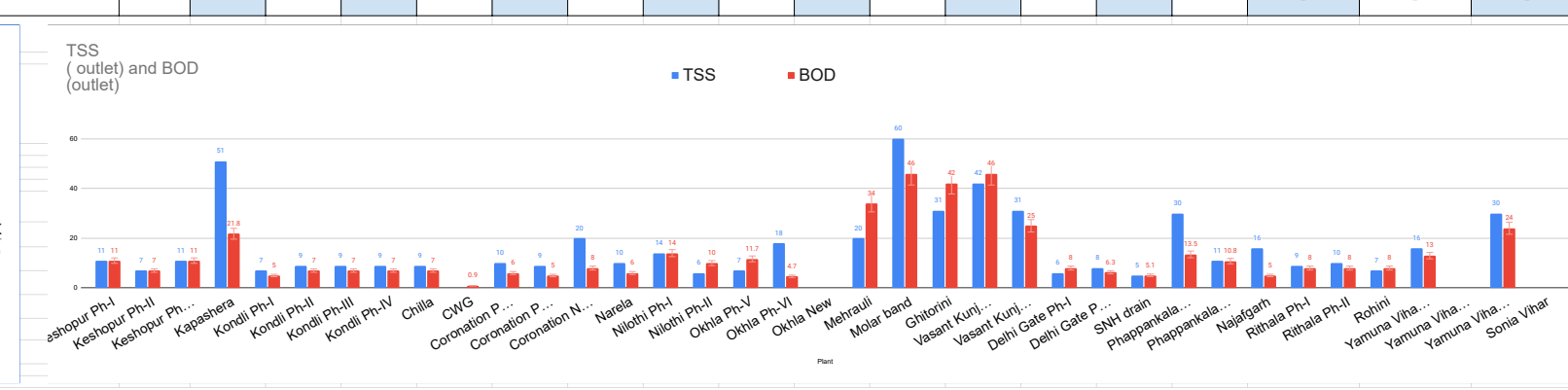

DELHI JAL BOARD

DAILY ANALYSIS REPORT OF ALL SEWAGE TREATMENT PLANT

DATE OF ANALYSIS : 19.06.2025

S.No.	Lab	Plant (STP)	Capacity	Technology	Operator	Tertiary System	Disinfectent Type	Design Parameter(mg/l)					Outlet MPN (F.Coli)	Date of Analysis	Average Daily Flow (MGD)	pH (inlet)	pH (oulet)	TSS (inlet)	TSS (outlet)	BOD (inlet)	BOD (outlet)	COD (inlet)	COD (outlet)	Ammonical nitrogen (Inlet)	Ammonical nitrogen (Outlet)	Ortho phosphate (inlet)	Ortho phosphate (outlet)	Sulphide (Inlet)	Sulphide (Outlet)	Inlet MPN (T.Coli)	Outlet MPN (T.Coli)	Inlet MPN (F.Coli)	Outlet MPN (F.Coli)	Remarks	Feed SPS
			(MGD)					TSS	BOD	COD	Ammonical-N	Phosphate-P	100ml			-	-	mg/l	mg/l	mg/l	mg/l	mg/l	mg/l	mg/l	mg/l	mg/l	mg/l	mg/l	mg/l	100ml	100ml	100ml	100ml		
1	Keshopur	Keshopur Ph-I	12	ASP	VA-TECH WABAG LTD.	-	Chlorination	30	20	250	50	5	230	19.06.2025	-	7.11	7.41	251	7	-	-	-	-	22	6.0	4.5	1.5	8.4	Nil						Uttam Nagar SPS Possangipur SPS Keshopur ISP
2		Keshopur Ph-II	20	ASP	Ayaappa Pvt.Ltd	-	UV (Not Started)	50	30	250	50	5	-	19.06.2025	-	7.21	7.41	485	6	-	-	-	-	25	1.7	4.0	3.0	4.4	Nil	24*10^9	2400	11*10^8	1100	Plant is under rehabilitation and running with 50% capacity.	
3		Keshopur Ph-III	40	ASP	Ayaappa Pvt.Ltd	-	UV (Not Started)	50	30	250	50	5	-	19.06.2025	-	7.25	7.50	333	7	-	-	-	-	18	10.0	3.6	0.3	5	Nil					under rehabilitation state and running with 50% capacity.	
4		Kapashera	5	SBR	TRIVENI	-	UV	10	10	50	5	2	230	17.06.2025		7.20	7.60	194	51	185	21.8	510	58	65	18.0	5.5	1.2	3.2	0			19×10^11	7500		Rajokari SPS, Rankpuri SPS, Kapashera SPS, Dundahera SPS
5	Kondli	Kondli Ph-I	10	ASP	Triveni Pvt. Ltd	RGF	Chlorination	10	10	50	5	2	230	19.06.2025	10	7.00	7.50	310	8	147	6	426	12	35	3.0	3.5	1.0	5.2	0.8						Preet Vihar, Jagriti Enclave, Geeta Colony, Mandawali, Kalyanpuri, New Kalyanpuri,, Dallupura , Gharoli
6		Kondli Ph-II	25	ASP	Triveni Pvt. Ltd	RGF	Chlorination	10	10	50	5	2	230	19.06.2025	25	7.00	7.40	310	8	147	7	426	14	35	4.0	3.5	1.5	5.2	1.2						
7		Kondli Ph-III	10	ASP	Triveni Pvt. Ltd	RGF	Chlorination	10	10	50	5	2	230	19.06.2025	10	7.00	7.40	310	8	147	7	426	14	35	4.0	3.5	1.5	5.2	1.2					-	
8		Kondli Ph-IV	45	ASP(IFAS)	Ayaappa Pvt.Ltd	Disc Filter	UV	10	10	50	5	2	230	19.06.2025	45	7.00	7.50	318	9	150	7	435	15	35	4.0	3.8	1.2	6	0.8						
9		Chilla	9	Combitreat-ISBR	HNB Engineers		not installed, but compliance<=230	10	10	50	5	2	230	05.05.2025	9	6.90	7.50	280	9	163	7	387	11	40	0.5	4.0	0.8	7.2	Nil						Ghazipur drain
10		CWG	1	MBR	M/s Toshiba Water Soluti on Pvt. Ltd.	Membrane Filtration	Chlorination	10	10	50	5	2	230	05.05.2025	1	7.00	7.60	330	BDL	177	0.9	437	8	42	Nil	3.5	Nil	7.6	Nil						
11	N.S.T.P.C.Pillar	Coronation Pillar Ph-II	20	ASP	DRA Infracom Pvt.Ltd.	-	UV (Not Started)	50	30	250	50	5	-	19.06.2025	-	7.20	7.60	156	10	97	4	296	20	20	0.8	2.2	0.5	3.3	0.6					Half stream of plant is Under Rehabilitation	
12		Coronation Pillar Ph-III	10	ASP	DRA Infracom Pvt.Ltd.	-	UV	10	10	50	5	2	230	19.06.2025	-	7.30	7.70	164	7	111	3	271	15	18	0.7	2.5	0.7	2.9	nil						
13		Coronation New	70	ASP	L&T Construction and PASSAVANT (JV)	-	Chlorination	10	10	50	5	2	230	19.06.2025	-	7.20	7.60	174	10	114	5	291	19	25	0.5	3.0	0.8	3.4	nil					Poly dosing	
14		Narela	10	ASP	DRA Infracom Pvt. Ltd.	-	UV	10	10	50	5	2	230	18.06.2025	-	7.30	7.50	144	10	81	6	203	20	21	0.7	3.3	1.0	2.7	0.5						
15	Nilothi	Nilothi Ph-I	40	ASP	SUBHASH INFRA PVT. LTD	-	UV (Not Started)	50	30	250	50	5	-	19.06.2025	-	7.89	8.19	706	18	-	-	-	-	25	1.0	3.2	4.1	1.2	Nil					under rehabilitation state and running with 50% capacity.	Pratibha SPS, Bakkarwala SPS, Sayyad nangloi SPS
16		Nilothi Ph-II	20	ASP	VEOLIA INDIA	Disc Filter	Chlorination	10	10	50	5	2	230	19.06.2025	-	7.35	7.62	472	12	-	-	-	-	30	8.0	3.1	2.1	1	Nil						DDA SPS,IST New SPS, Sayyad nangloi SPS
17	Okhla	Okhla Ph-V	16	ASP	DJB	-	not installed, but compliance<=230	50	30	250	50	5	230	16.06.2025		7.10	7.50	248	7	235	11.7	-	-	35	0.4	2.6	2.7			23x10^10	75x10^3	<1.8	<1.8		
18		Okhla Ph-VI	30	ASP	SUEZ India Pvt. Ltd.	-	Chlorination	10	10	50	5	2	230	18.06.2025	-	7.10	7.50	290	18	145	4.7	-	-	32	0.1	2.2	2.0								
19		Okhla New	124	ASP	SUEZ India Pvt. Ltd.									-	-	-	-	-	-	-	-	-	-	-	-	-	-	-	-	-	-	-	-	Not commissioned,	
20		Mehrauli	5	Extended Aeration	DJB	-	-	50	30	250	50	5	-	03.06.2025	-	7.30	7.50	152	20	205	34	-	-	46	32.0	3.8	0.5								
21		Molar band	0.66	Fluidized Aerobic Bed	DJB	-	-	50	30	250	50	5	-	03.06.2025	-	7.20	7.30	136	60	245	46	-	-	-	-	2.8	1.4			24x10^14	46x10^5	24x10^14	46x10^5		
22		Ghitorini	5	ASP	DJB	-	-	30	20	250	50	5	-	21.05.2025	-	7.20	7.40	182	31	213	42	-	-	50	36.0	2.6	1.3			15x10^13	46x10^5	15x10^13	46x10^5		
23		Vasant Kunj Ph-I	2.2	Extended Aeration	DJB	-	-	50	30	250	50	5	-	21.05.2025	-	7.20	7.50	482	42	340	46	690	129	44	28.0	2.4	1.6			24x10^14	75x10^4	24x10^14	75x10^4		
24		Vasant Kunj Ph-II	3	Extended Aeration	DJB	-	-	50	30	250	50	5	-	21.05.2025	-	7.00	7.40	308	31	350	25	596	84	43	18.0	2.8	1.2			46x10^13	24x10^6	46x10^13	93x10^4		
25		Delhi Gate Ph-I	2.2	Biofor and dansadeg	Degramoent	-	not installed, but compliance<=230	10	10	50	5	2	230	03.06.2025	-	7.10	7.50	212	6	240	8	-	-	42	3.0	1.7	1.1			96x10^3	93x10^3	93x10^12	9.1x10^3		
26		Delhi Gate Ph-II	15	Biofor and dansadeg	Degramoent	-	Chlorination	10	10	50	5	2	230	03.06.2025	-	7.20	7.40	98	8	220	6.3	-	-	39	4.0	1.5	0.9			24x10^14	2400	24x10^14	2400		
27		SNH drain	2.2	Biofor and dansadeg	Degramoent	-	not installed, but compliance<=230	10	10	50	5	2	230	03.06.2025	-	7.20	7.60	290	5	282	5.1	-	-	48	3.0	2.8	0.0			24x10^14	21x10^4	11x10^14	9.1x10^3		
28	Pappankalan	Phappankalan Ph-I	20	ASP	SUBHASH INFRA PVT. LTD	-	UV (Not Started)	50	30	250	50	5	-	19.06.2025	-	7.30	7.50	392	10	-	-	-	-	30	15.0	2.8	1.8	5.1	Nil					Plant is under Rehabilitation	Dwarka Sector-7, Dwarka Sector 11, Dwarka Sector 16, Dawrka Sector 24,
29		Phappankalan Ph-II	20	ASP	VA-TECH WABAG LTD.	Media Filtration	Chlorination	10	10	50	5	2	230	19.06.2025	-	7.30	7.60	392	13	-	-	-	-	30	18.0	2.8	1.2	5.1	Nil						
30		Najafgarh	5	ASP	Ayaappa Pvt.Ltd.	-	UV	10	10	50	5	2	230	17.06.2025		7.30	7.50	168	16	127.5	5	290	25	25	1.0	2.8	1.5	3.5	0			93×10^11	95	Plant Under Rehabilitation	25MGD Najafgarh SPS
31	Rithala	Rithala Ph-I	40	ASP	Ms WA TECH BABAG LTD.	Disc Filter	Chlorination	10	10	50	5	2	100	19.06.2025	42.77	7.30	7.54	260	10	140	9	352	40	26	0.6	2.9	0.5	3.6	0.8	-	-	-	-	Plant Under trial run	
32		Rithala Ph-II	40	ASP	SUEZ India Pvt. Ltd.	Disc Filter	UV	10	10	50	5	2	230	19.06.2025	38.79	7.29	7.60	292	8	153	7	384	32	28	6.0	2.8	0.4	4	0.4	-	-	-	-		
33	Rohini Sec-25	Rohini	15	ASP	Ms Dinesh Chandra Rohini project pvt. Ltd .	-	UV	10	10	50	5	2	230	19.06.2025	23.34	7.23	7.19	284	7	153	5	376	32	30	2.5	5.0	0.8	-	-	24x10^7+	2400	24x10^7+	210		
34	Yamuna Vihar	Yamuna Vihar Ph-I	10	ASP	DJB	-	-	50	30	250	50	5	-	19.06.2025	8.95	7.10	7.30	288	13	184	08	496	32	50	30.0	3.6	1.9	5.6	1.4	11X10^13	53X10^5	28X10^11	27X10^7		Ghonda-I SPS, Ghonda – II SPS Zafrabad SPS, Brahampuri SPS Yamuna Vihar SPS, Ghonda-I SPS Ghonda – II SPS, Zafrabad SPS Brahampuri SPS, Yamuna Vihar SPS
35		Yamuna Vihar Ph-II	15	ASP(IFAS)	M/s SIPL-RKC JV	Disc Filter	UV	10	10	50	5	2	230	19.06.2025	15.53	7.20	7.40	292	14	193	08	508	22	40	18.0	3.0	0.9	4	1	29X10^12	1100	11X10^11	460	Plant Under Rehabilitation	
36		Yamuna Vihar Ph-III	25	ASP	M/s Joly & joly	-	-	30	20	-	-	-	-	19.06.2025	30.32	7.20	7.40	588	36	318	24	892	67	52	32.0	5.2	2.9	7.6	3.6	24X10^15	29X10^7	15X10^13	28X10^6		
37		Sonia Vihar	7											-	-	-	-	-	-	-	-	-	-	-	-	-	-	-	-	-	-	-	-	Under Construction	

Total Treatment **749.26**

Plant not meeting standard as per design parameter	BDL: Below detection limit ND: Not Detectable

Total No of operational plant	37
Total No of Plant Under rehabilitation	1
Outlet Sample collected	35
Plant Under Unfit (As per design)	16
Plant Under fit	19
%Unfit	46
%fit	54

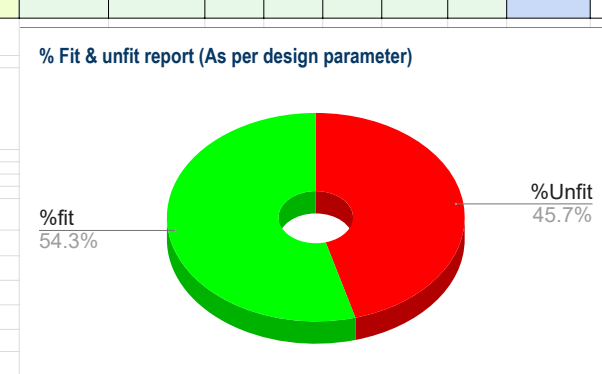

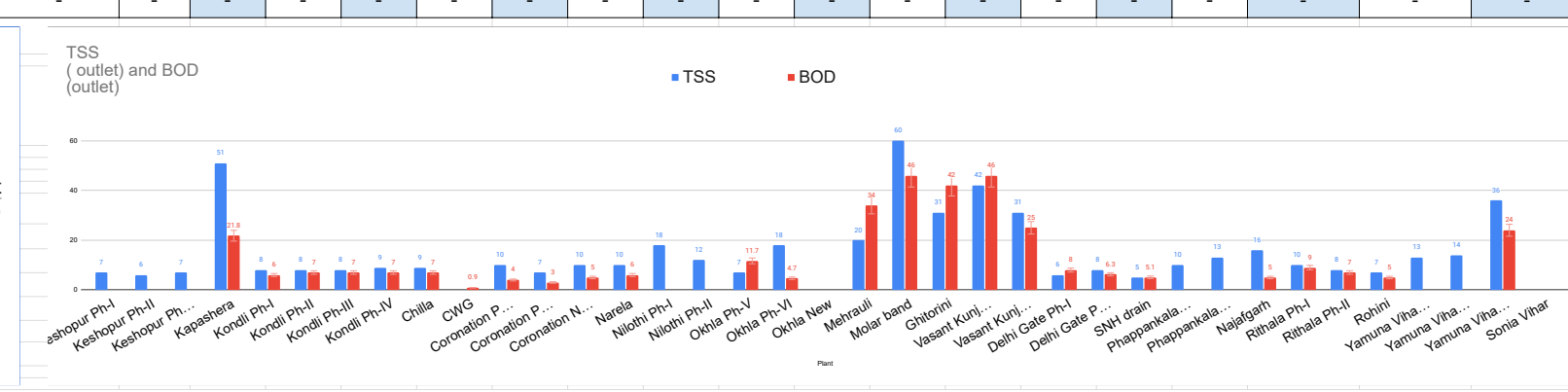

DELHI JAL BOARD

DAILY ANALYSIS REPORT OF ALL SEWAGE TREATMENT PLANT

DATE OF ANALYSIS : 20.06.2025

S.No.	Lab	Plant (STP)	Capacity (MGD)	Technology	Operator	Tertiary System	Disinfectent Type	Design Parameter(mg/l) TSS	BOD	COD	Ammonical-N	Phosphate-P	Outlet MPN (F.Coli) 100ml	Date of Analysis	Average Daily Flow (MGD)	pH (inlet)	pH (oulet)	TSS (inlet) mg/l	TSS (outlet) mg/l	BOD (inlet) mg/l	BOD (outlet) mg/l	COD (inlet) mg/l	COD (outlet) mg/l	Ammonical nitrogen (Inlet) mg/l	Ammonical nitrogen (Outlet) mg/l	Ortho phosphate (inlet) mg/l	Ortho phosphate (outlet) mg/l	Sulphide (Inlet) mg/l	Sulphide (Outlet) mg/l	Inlet MPN (T.Coli) 100ml	Outlet MPN (T.Coli) 100ml	Inlet MPN (F.Coli) 100ml	Outlet MPN (F.Coli) 100ml	Remarks	Feed SPS
1	Keshopur	Keshopur Ph-I	12	ASP	VA-TECH WABAG LTD.	-	Chlorination	30	20	250	50	5	230	20.06.2025	-	7.09	7.45	374	5	174	3	452	26	25	6.0	4.2	3.0	7.7	Nil						Uttam Nagar SPS Possangipur SPS Keshopur ISP
2		Keshopur Ph-II	20	ASP	Ayaappa Pvt.Ltd	-	UV (Not Started)	50	30	250	50	5	-	20.06.2025	-	7.25	7.44	381	8	215	9	700	43	27	4.0	4.5	3.5	2.9	Nil					Plant is under rehabilitation and running with 50% capacity.	
3		Keshopur Ph-III	40	ASP	Ayaappa Pvt.Ltd	-	UV (Not Started)	50	30	250	50	5	-	20.06.2025	-	7.33	7.49	266	11	170	16	301	63	20	10.5	3.3	1.2	4.2	Nil	24*10^9	24*10^3	21*10^8	21*10^3	under rehabilitation state and running with 50% capacity.	
4		Kapashera	5	SBR	TRIVENI	-	UV	10	10	50	5	2	230	20.06.2025		7.30	7.70	242	24	295	11.5	700	44	45	6.0	4.0	2.5	4.3	Nil						Rajokari SPS, Rankpuri SPS, Kapashera SPS, Dundahera SPS
5	Kondli	Kondli Ph-I	10	ASP	Triveni Pvt. Ltd	RGF	Chlorination	10	10	50	5	2	230	20.06.2025	10	6.90	7.50	294	7	143	6	403	16	30	2.5	3.2	0.8	6	Nil						Preet Vihar, Jagriti Enclave, Geeta Colony, Mandawali, Kalyanpuri, New Kalyanpuri,, Dallupura , Gharoli
6		Kondli Ph-II	25	ASP	Triveni Pvt. Ltd	RGF	Chlorination	10	10	50	5	2	230	20.06.2025	25	6.90	7.60	294	9	143	8	403	21	30	4.0	3.2	1.2	6	0.8						
7		Kondli Ph-III	10	ASP	Triveni Pvt. Ltd	RGF	Chlorination	10	10	50	5	2	230	20.06.2025	10	6.90	7.60	294	9	143	8	403	21	30	4.0	3.2	1.2	6	0.8					-	
8		Kondli Ph-IV	45	ASP(IFAS)	Ayaappa Pvt.Ltd	Disc Filter	UV	10	10	50	5	2	230	20.06.2025	45	7.00	7.50	302	8	147	6	441	18	32	4.5	3.5	1.8	6.4	0.8						
9		Chilla	9	Combitreat-ISBR	HNB Engineers		not installed, but compliance<=230	10	10	50	5	2	230	05.05.2025	9	6.90	7.50	280	9	163	7	387	11	40	0.5	4.0	0.8	7.2	Nil						Ghazipur drain
10		CWG	1	MBR	M/s Toshiba Water Soluti on Pvt. Ltd.	Membrane Filtration	Chlorination	10	10	50	5	2	230	05.05.2025	1	7.00	7.60	330	BDL	177	0.9	437	8	42	Nil	3.5	Nil	7.6	Nil						
11	N.S.T.P.C.Pillar	Coronation Pillar Ph-II	20	ASP	DRA Infracom Pvt.Ltd.	-	UV (Not Started)	50	30	250	50	5	-	20.06.2025	-	7.20	7.50	240	05	123	03	447	12	16	0.3	2.0	0.5	3.8	bdl					Half stream of plant is Under Rehabilitation	
12		Coronation Pillar Ph-III	10	ASP	DRA Infracom Pvt.Ltd.	-	UV	10	10	50	5	2	230	20.06.2025	-	7.30	7.60	148	04	68	02	218	10	20	0.5	2.3	1.0	2.7	0.3						
13		Coronation New	70	ASP	L&T Construction and PASSAVANT (JV)	-	Chlorination	10	10	50	5	2	230	20.06.2025	-	7.20	7.60	140	06	61	04	203	13	18	0.4	2.5	0.8	3.3	bdl					Poly dosing	
14		Narela	10	ASP	DRA Infracom Pvt. Ltd.	-	UV	10	10	50	5	2	230	20.06.2025	-	7.30	7.70	96	05	46	03	156	12	30	0.4	2.5	0.7	4.7	0.4						
15	Nilothi	Nilothi Ph-I	40	ASP	SUBHASH INFRA PVT. LTD	-	UV (Not Started)	50	30	250	50	5	-	20.06.2025	-	7.76	8.13	316	20	160	18	-	-	24	2.0	3.1	4.5	0.8	Nil					under rehabilitation state and running with 50% capacity.	Pratibha SPS, Bakkarwala SPS, Sayyad nangloi SPS
16		Nilothi Ph-II	20	ASP	VEOLIA INDIA	Disc Filter	Chlorination	10	10	50	5	2	230	20.06.2025	-	7.61	7.72	264	9	140	12	-	-	22	8.0	3.3	1.7	0.7	Nil						DDA SPS,IST New SPS, Sayyad nangloi SPS
17	Okhla	Okhla Ph-V	16	ASP	DJB	-	not installed, but compliance<=230	50	30	250	50	5	230	16.06.2025	-	7.10	7.50	248	7	235	11.7	-	-	35	0.4	2.6	2.7			23x10^10	75x10^3	<1.8	<1.8		
18		Okhla Ph-VI	30	ASP	SUEZ India Pvt. Ltd.	-	Chlorination	10	10	50	5	2	230	20.06.2025	-	7.40	7.40	320	5	225	4.4	-	-	34	0.1	2.4	2.2								
19		Okhla New	124	ASP	SUEZ India Pvt. Ltd.									-	-	-	-	-	-	-	-	-	-	-	-	-	-	-	-	-	-	-	-	Not commissioned,	
20		Mehrauli	5	Extended Aeration	DJB	-	-	50	30	250	50	5	-	03.06.2025	-	7.30	7.50	152	20	205	34	-	-	46	32.0	3.8	0.5								
21		Molar band	0.66	Fluidized Aerobic Bed	DJB	-	-	50	30	250	50	5	-	03.06.2025	-	7.20	7.30	136	60	245	46	-	-	-	-	2.8	1.4			24x10^14	46x10^5	24x10^14	46x10^5		
22		Ghitorini	5	ASP	DJB	-	-	30	20	250	50	5	-	21.05.2025	-	7.20	7.40	182	31	213	42	-	-	50	36.0	2.6	1.3			15x10^13	46x10^5	15x10^13	46x10^5		
23		Vasant Kunj Ph-I	2.2	Extended Aeration	DJB	-	-	50	30	250	50	5	-	21.05.2025	-	7.20	7.50	482	42	340	46	690	129	44	28.0	2.4	1.6			24x10^14	75x10^4	24x10^14	75x10^4		
24		Vasant Kunj Ph-II	3	Extended Aeration	DJB	-	-	50	30	250	50	5	-	21.05.2025	-	7.00	7.40	308	31	350	25	596	84	43	18.0	2.8	1.2			46x10^13	24x10^6	46x10^13	93x10^4		
25		Delhi Gate Ph-I	2.2	Biofor and dansadeg	Degramoent	-	not installed, but compliance<=230	10	10	50	5	2	230	03.06.2025	-	7.10	7.50	212	6	240	8	-	-	42	3.0	1.7	1.1			96x10^3	93x10^3	93x10^12	9.1x10^3		
26		Delhi Gate Ph-II	15	Biofor and dansadeg	Degramoent	-	Chlorination	10	10	50	5	2	230	03.06.2025	-	7.20	7.40	98	8	220	6.3	-	-	39	4.0	1.5	0.9			24x10^14	2400	24x10^14	2400		
27		SNH drain	2.2	Biofor and dansadeg	Degramoent	-	not installed, but compliance<=230	10	10	50	5	2	230	03.06.2025	-	7.20	7.60	290	5	282	5.1	-	-	48	3.0	2.8	0.0			24x10^14	21x10^4	11x10^14	9.1x10^3		
28	Pappankalan	Phappankalan Ph-I	20	ASP	SUBHASH INFRA PVT. LTD	-	UV (Not Started)	50	30	250	50	5	-	20.06.2025	-	7.30	7.60	368	21	255	10.7	610	38	35	12.0	3.2	2.8	4.8	Nil					Plant is under Rehabilitation	Dwarka Sector-7, Dwarka Sector 11, Dwarka Sector 16, Dawrka Sector 24,
29		Phappankalan Ph-II	20	ASP	VA-TECH WABAG LTD.	Media Filtration	Chlorination	10	10	50	5	2	230	20.06.2025	-	7.30	7.80	368	13	255	8	610	30	35	10.0	3.2	1.5	4.8	Nil						
30		Najafgarh	5	ASP	Ayaappa Pvt.Ltd.	-	UV	10	10	50	5	2	230	20.06.2025		7.30	7.50	360	10	267.5	3.7	660	16	32	1.0	3.5	0.8	5.7	Nil					Plant Under Rehabilitation	25MGD Najafgarh SPS
31	Rithala	Rithala Ph-I	40	ASP	Ms WA TECH BABAG LTD.	Disc Filter	Chlorination	10	10	50	5	2	100	20.06.2025	45.62	7.40	7.57	284	8	153	7	384	32	22	1.1	3.0	0.5	3.6	0.8	-	-	24 x 10^7+	93	Plant Under trial run	
32		Rithala Ph-II	40	ASP	SUEZ India Pvt. Ltd.	Disc Filter	UV	10	10	50	5	2	230	20.06.2025	40.79	7.30	7.62	292	9	158	8	392	36	29	7.0	2.9	0.6	4	0.4	-	-	24 x 10^6+	53		
33	Rohini Sec-25	Rohini	15	ASP	Ms Dinesh Chandra Rohini project pvt. Ltd .	-	UV	10	10	50	5	2	230	20.06.2025	23.12	7.05	7.21	356	8	177	5	440	32	28	2.5	4.5	0.9	-	-	-	-	-	-		
34	Yamuna Vihar	Yamuna Vihar Ph-I	10	ASP	DJB	-	-	50	30	250	50	5	-	20.06.2025	9.12	7.20	7.40	268	28	162	19	446	56	42	28.0	4.6	2.2	5.4	2	24x10^13	21x10^6	21x10^12	35x10^15		Ghonda-I SPS, Ghonda – II SPS Zafrabad SPS, Brahampuri SPS Yamuna Vihar SPS, Ghonda-I SPS Ghonda – II SPS, Zafrabad SPS Brahampuri SPS, Yamuna Vihar SPS
35		Yamuna Vihar Ph-II	15	ASP(IFAS)	M/s SIPL-RKC JV	Disc Filter	UV	10	10	50	5	2	230	20.06.2025	15.27	7.30	7.40	376	9	197	6	532	20	37	16.0	3.8	1.4	4.4	1.4	24x10^13	1100++	21x10^12	460	Plant Under Rehabilitation	
36		Yamuna Vihar Ph-III	25	ASP	M/s Joly & joly	-	-	30	20	-	-	-	-	20.06.2025	29.63	7.30	7.30	636	27	388	20	972	64	44	30.0	4.8	2.4	7.4	3.2	24x10^15	29x10^7	11x10^14	29x10^6		
37		Sonia Vihar	7											-	-	-	-	-	-	-	-	-	-	-	-	-	-	-	-	-	-	-	-	Under Construction	
		Total Treatment	**749.26**																																

	Plant not meeting standard as per design parameter	BDL: Below detection limit ND: Not Detectable

Total No of operational plant	37
Total No of Plant Under rehabilitation	1
Outlet Sample collected	35
Plant Under Unfit (As per design)	16
Plant Under fit	19
%Unfit	46
%fit	54

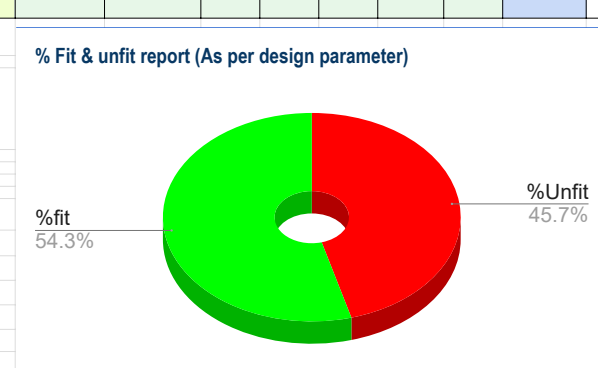

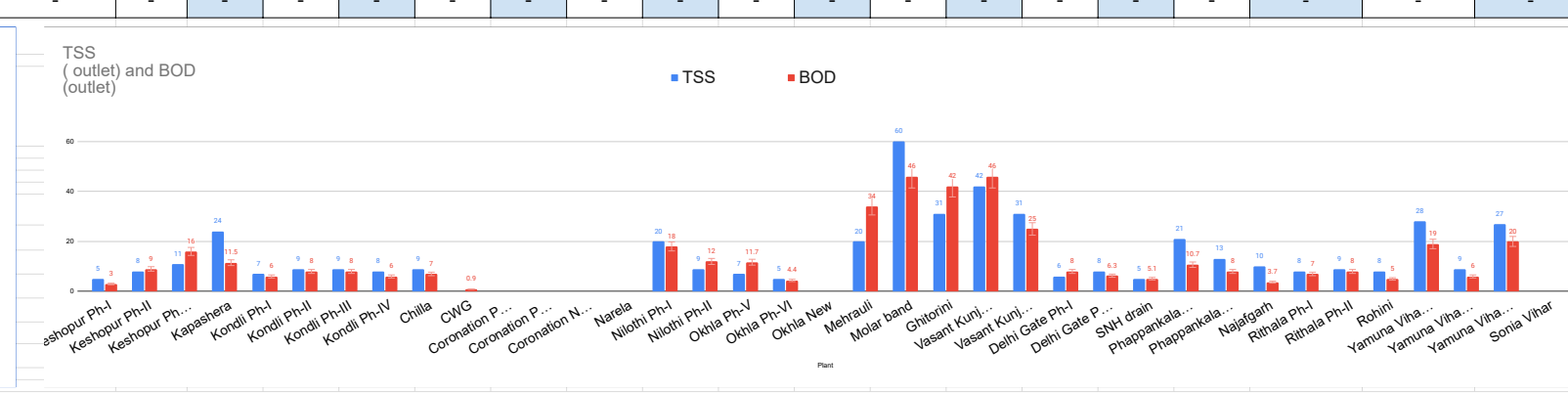

DELHI JAL BOARD

DAILY ANALYSIS REPORT OF ALL SEWAGE TREATMENT PLANT

DATE OF ANALYSIS : 21.06.2025

S.No.	Lab	Plant (STP)	Capacity (MGD)	Technology	Operator	Tertiary System	Disinfectent Type	Design Parameter(mg/l) TSS	BOD	COD	Ammonical-N	Phosphate-P	Outlet MPN (F.Coli) 100ml	Date of Analysis	Average Daily Flow (MGD)	pH (inlet) -	pH (oulet) -	TSS (inlet) mg/l	TSS (outlet) mg/l	BOD (inlet) mg/l	BOD (outlet) mg/l	COD (inlet) mg/l	COD (outlet) mg/l	Ammonical nitrogen (Inlet) mg/l	Ammonical nitrogen (Outlet) mg/l	Ortho phosphate (inlet) mg/l	Ortho phosphate (outlet) mg/l	Sulphide (Inlet) mg/l	Sulphide (Outlet) mg/l	Inlet MPN (T.Coli) 100ml	Outlet MPN (T.Coli) 100ml	Inlet MPN (F.Coli) 100ml	Outlet MPN (F.Coli) 100ml	Remarks	Feed SPS
1	Keshopur	Keshopur Ph-I	12	ASP	VA-TECH WABAG LTD.	-	Chlorination	30	20	250	50	5	230	21.06.2025	-	7.15	7.34	75	7	102	5	207	18	25	5.7	4.3	2.0	9.3	Nil						Uttam Nagar SPS Possangipur SPS Keshopur ISP
2		Keshopur Ph-II	20	ASP	Ayaappa Pvt.Ltd	-	UV (Not Started)	50	30	250	50	5	-	21.06.2025	-	7.22	7.47	375	9	225	4	573	20	20.8	2.8	3.8	2.5	4.5	Nil	24*10^9	2400	24*10^8	290	Plant is under rehabilitation and running with 50% capacity.	
3		Keshopur Ph-III	40	ASP	Ayaappa Pvt.Ltd	-	UV (Not Started)	50	30	250	50	5	-	21.06.2025	-	7.28	7.58	249	12	125	20	125	20	19.7	18.8	3.7	1.0	6.1	Nil					under rehabilitation state and running with 50% capacity.	
4		Kapashera	5	SBR	TRIVENI	-	UV	10	10	50	5	2	230	20.06.2025	-	7.30	7.70	242	24	295	11.5	700	44	45	6.0	4.0	2.5	4.3	Nil						Rajokari SPS, Rankpuri SPS, Kapashera SPS, Dundahera SPS
5	Kondli	Kondli Ph-I	10	ASP	Triveni Pvt. Ltd	RGF	Chlorination	10	10	50	5	2	230	21.06.2025	10	7.00	7.50	306	9	147	7	421	19	35	2.0	3.2	0.8	5.2	Nil						Preet Vihar, Jagriti Enclave, Geeta Colony, Mandawali, Kalyanpuri, New Kalyanpuri,, Dallupura , Gharoli
6		Kondli Ph-II	25	ASP	Triveni Pvt. Ltd	RGF	Chlorination	10	10	50	5	2	230	21.06.2025	25	7.00	7.60	306	9	147	8	421	23	35	4.5	3.2	1.5	5.2	1.2						
7		Kondli Ph-III	10	ASP	Triveni Pvt. Ltd	RGF	Chlorination	10	10	50	5	2	230	21.06.2025	10	7.00	7.60	306	9	147	8	421	23	35	4.5	3.2	1.5	5.2	1.2					-	
8		Kondli Ph-IV	45	ASP(IFAS)	Ayaappa Pvt.Ltd	Disc Filter	UV	10	10	50	5	2	230	21.06.2025	45	6.90	7.40	318	9	153	7	438	18	35	4.0	3.8	1.0	6	0.8						
9		Chilla	9	Combitreat-ISBR	HNB Engineers		not installed, but compliance<=230	10	10	50	5	2	230	05.05.2025	9	6.90	7.50	280	9	163	7	387	11	40	0.5	4.0	0.8	7.2	Nil						Ghazipur drain
10		CWG	1	MBR	M/s Toshiba Water Soluti on Pvt. Ltd.	Membrane Filtration	Chlorination	10	10	50	5	2	230	05.05.2025	1	7.00	7.60	330	BDL	177	0.9	437	8	42	Nil	3.5	Nil	7.6	Nil						
11	N.S.T.P.C.Pillar	Coronation Pillar Ph-II	20	ASP	DRA Infracom Pvt.Ltd.	-	UV (Not Started)	50	30	250	50	5	-	21.06.2025	15.47	7.30	7.60	144	05	106	03	220	12	18	0.4	2.0	0.7	3	bdl					Half stream of plant is Under Rehabilitation	
12		Coronation Pillar Ph-III	10	ASP	DRA Infracom Pvt.Ltd.	-	UV	10	10	50	5	2	230	21.06.2025	8.01	7.20	7.50	114	05	88	03	172	10	20	0.6	2.7	0.9	2.7	bdl						
13		Coronation New	70	ASP	L&T Construction and PASSAVANT (JV)	-	Chlorination	10	10	50	5	2	230	21.06.2025	31.594	7.30	7.60	164	10	115	05	257	17	22	0.5	2.5	1.0	5.9	bdl					Poly dosing	
14		Narela	10	ASP	DRA Infracom Pvt. Ltd.	-	UV	10	10	50	5	2	230	20.06.2025	-	7.30	7.70	96	05	46	03	156	12	30	0.4	2.5	0.7	4.7	0.4						
15	Nilothi	Nilothi Ph-I	40	ASP	SUBHASH INFRA PVT. LTD	-	UV (Not Started)	50	30	250	50	5	-	21.06.2025	-	7.83	8.08	410	11	180	12	-	-	25	0.5	3.2	4.8	1	Nil					under rehabilitation state and running with 50% capacity.	Pratibha SPS, Bakkarwala SPS, Sayyad nangloi SPS
16		Nilothi Ph-II	20	ASP	VEOLIA INDIA	Disc Filter	Chlorination	10	10	50	5	2	230	21.06.2025	-	7.68	7.65	318	7	160	11	-	-	28	8.0	3.0	2.0	0.96	Nil						DDA SPS,IST New SPS, Sayyad nangloi SPS
17	Okhla	Okhla Ph-V	16	ASP	DJB	-	not installed, but compliance<=230	50	30	250	50	5	230	16.06.2025		7.10	7.50	248	7	235	11.7	-	-	35	0.4	2.6	2.7			23x10^10	75x10^3	<1.8	<1.8		
18		Okhla Ph-VI	30	ASP	SUEZ India Pvt. Ltd.	-	Chlorination	10	10	50	5	2	230	21.06.2025	-	7.40	7.40	350	7	265	8.9	498	24	38	0.1	2.2	2.0			24x10^13	9.1	7.3x10^11	<1.8		
19		Okhla New	124	ASP	SUEZ India Pvt. Ltd.									-	-	-	-	-	-	-	-	-	-	-	-	-	-	-	-	-	-	-	-	Not commissioned,	
20		Mehrauli	5	Extended Aeration	DJB	-	-	50	30	250	50	5	-	03.06.2025	-	7.30	7.50	152	20	205	34	-	-	46	32.0	3.8	0.5								
21		Molar band	0.66	Fluidized Aerobic Bed	DJB	-	-	50	30	250	50	5	-	03.06.2025	-	7.20	7.30	136	60	245	46	-	-	-	-	2.8	1.4			24x10^14	46x10^5	24x10^14	46x10^5		
22		Ghitorini	5	ASP	DJB	-	-	30	20	250	50	5	-	21.05.2025	-	7.20	7.40	182	31	213	42	-	-	50	36.0	2.6	1.3			15x10^13	46x10^5	15x10^13	46x10^5		
23		Vasant Kunj Ph-I	2.2	Extended Aeration	DJB	-	-	50	30	250	50	5	-	21.05.2025	-	7.20	7.50	482	42	340	46	690	129	44	28.0	2.4	1.6			24x10^14	75x10^4	24x10^14	75x10^4		
24		Vasant Kunj Ph-II	3	Extended Aeration	DJB	-	-	50	30	250	50	5	-	21.05.2025	-	7.00	7.40	308	31	350	25	596	84	43	18.0	2.8	1.2			46x10^13	24x10^6	46x10^13	93x10^4		
25		Delhi Gate Ph-I	2.2	Biofor and dansadeg	Degramoent	-	not installed, but compliance<=230	10	10	50	5	2	230	03.06.2025	-	7.10	7.50	212	6	240	8	-	-	42	3.0	1.7	1.1			96x10^3	93x10^3	93x10^12	9.1x10^3		
26		Delhi Gate Ph-II	15	Biofor and dansadeg	Degramoent	-	Chlorination	10	10	50	5	2	230	03.06.2025	-	7.20	7.40	98	8	220	6.3	-	-	39	4.0	1.5	0.9			24x10^14	2400	24x10^14	2400		
27		SNH drain	2.2	Biofor and dansadeg	Degramoent	-	not installed, but compliance<=230	10	10	50	5	2	230	03.06.2025	-	7.20	7.60	290	5	282	5.1	-	-	48	3.0	2.8	0.0			24x10^14	21x10^4	11x10^14	9.1x10^3		
28	Pappankalan	Phappankalan Ph-I	20	ASP	SUBHASH INFRA PVT. LTD	-	UV (Not Started)	50	30	250	50	5	-	21.06.2025	-	7.30	7.60	494	17	225	15	560	51	35	14.0	3.5	0.2	4.3	0					Plant is under Rehabilitation	Dwarka Sector-7, Dwarka Sector 11, Dwarka Sector 16, Dawrka Sector 24,
29		Phappankalan Ph-II	20	ASP	VA-TECH WABAG LTD.	Media Filtration	Chlorination	10	10	50	5	2	230	21.06.2025	-	7.30	7.70	494	8	225	11.3	560	42	35	12.0	3.5	1.8	4.3	0						
30		Najafgarh	5	ASP	Ayaappa Pvt.Ltd.	-	UV	10	10	50	5	2	230	20.06.2025	-	7.30	7.50	360	10	267.5	3.7	660	16	32	1.0	3.5	0.8	5.7	Nil					Plant Under Rehabilitation	25MGD Najafgarh SPS
31	Rithala	Rithala Ph-I	40	ASP	Ms WA TECH BABAG LTD.	Disc Filter	Chlorination	10	10	50	5	2	100	21.06.2025	45.02	7.37	7.55	284	9	155	8	392	36	26	0.7	3.3	0.6	2.8	0.4	-	-	-	-	Plant Under trial run	
32		Rithala Ph-II	40	ASP	SUEZ India Pvt. Ltd.	Disc Filter	UV	10	10	50	5	2	230	21.06.2025	41.02	7.28	7.56	300	8	163	7	408	32	26	8.0	3.5	0.7	3.2	0.8	-	-	-	-		
33	Rohini Sec-25	Rohini	15	ASP	Ms Dinesh Chandra Rohini project pvt. Ltd .	-	UV	10	10	50	5	2	230	21.06.2025	23.38	7.10	7.18	324	9	164	6	408	40	35	2.0	6.5	0.5	-	-	-	-	-	-		
34	Yamuna Vihar	Yamuna Vihar Ph-I	10	ASP	DJB	-	-	50	30	250	50	5	-	21.06.2025	8.9	7.20	7.40	272	29	185	19	512	64	45	32.0	4.9	2.0	5.6	2.2	29x10^12	21x10^6	75x10^11	43x10^5		Ghonda-I SPS, Ghonda – II SPS Zafrabad SPS, Brahampuri SPS Yamuna Vihar SPS, Ghonda-I SPS Ghonda – II SPS, Zafrabad SPS Brahampuri SPS, Yamuna Vihar SPS
35		Yamuna Vihar Ph-II	15	ASP(IFAS)	M/s SIPL-RKC JV	Disc Filter	UV	10	10	50	5	2	230	21.06.2025	15.15	7.30	7.40	332	08	223	05	540	32	35	15.0	4.1	1.0	4.8	1.6	11x10^13	2400	46x10^11	240	Plant Under Rehabilitation	
36		Yamuna Vihar Ph-III	25	ASP	M/s Joly & joly	-	-	30	20	-	-	-	-	21.06.2025	28.52	7.20	7.50	640	26	325	18	908	78	46	34.0	5.2	2.4	7.6	3.4	24x10^15	46x10^7	15x10^13	28x10^6		
37		Sonia Vihar	7											-	-	-	-	-	-	-	-	-	-	-	-	-	-	-	-	-	-	-	-	Under Construction	
		Total Treatment	**749.26**																																

	Plant not meeting standard as per design parameter	BDL: Below detection limit ND: Not Detectable

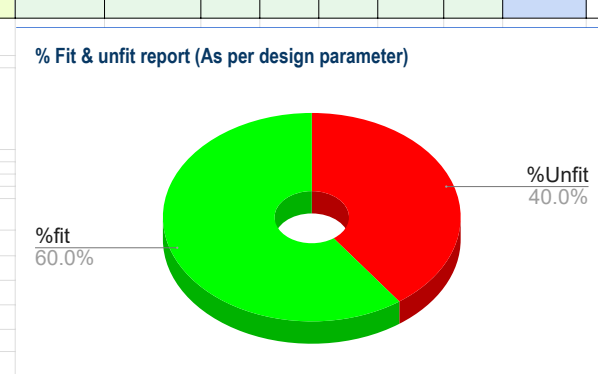

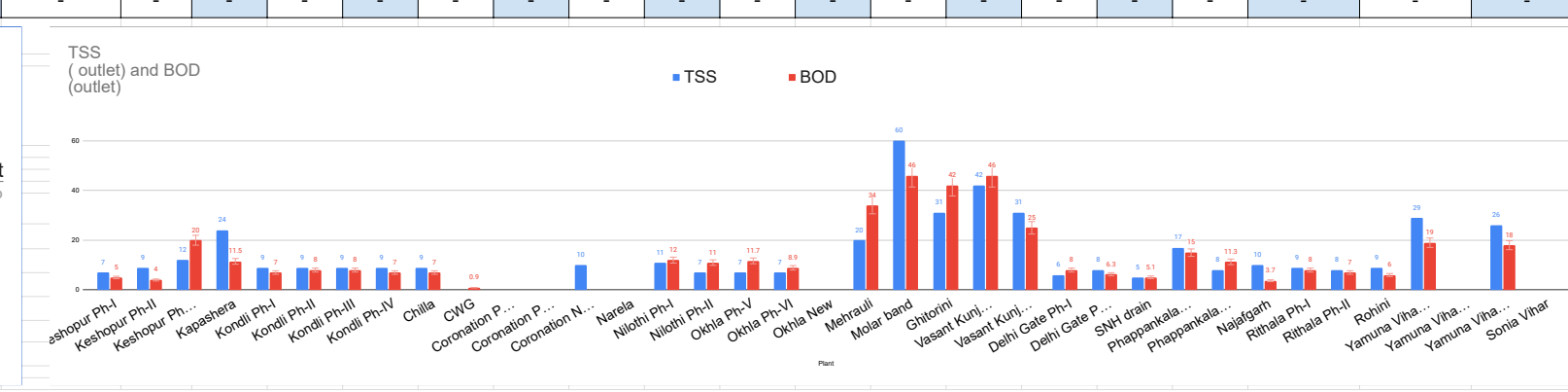

Total No of operational plant	37
Total No of Plant Under rehabilitation	1
Outlet Sample collected	35
Plant Under Unfit (As per design)	14
Plant Under fit	21
%Unfit	40
%fit	60

DELHI JAL BOARD

DAILY ANALYSIS REPORT OF ALL SEWAGE TREATMENT PLANT

DATE OF ANALYSIS : 22.06.2025

S.No.	Lab	Plant (STP)	Capacity (MGD)	Technology	Operator	Tertiary System	Disinfectent Type	Design Parameter(mg/l) TSS	BOD	COD	Ammonical-N	Phosphate-P	Outlet MPN (F.Coli) 100ml	Date of Analysis	Average Daily Flow (MGD)	pH (inlet) -	pH (oulet) -	TSS (inlet) mg/l	TSS (outlet) mg/l	BOD (inlet) mg/l	BOD (outlet) mg/l	COD (inlet) mg/l	COD (outlet) mg/l	Ammonical nitrogen (Inlet) mg/l	Ammonical nitrogen (Outlet) mg/l	Ortho phosphate (inlet) mg/l	Ortho phosphate (outlet) mg/l	Sulphide (Inlet) mg/l	Sulphide (Outlet) mg/l	Inlet MPN (T.Coli) 100ml	Outlet MPN (T.Coli) 100ml	Inlet MPN (F.Coli) 100ml	Outlet MPN (F.Coli) 100ml	Remarks	Feed SPS
1	Keshopur	Keshopur Ph-I	12	ASP	VA-TECH WABAG LTD.	-	Chlorination	30	20	250	50	5	230	21.06.2025	-	7.15	7.34	75	7	102	5	207	18	25	5.7	4.3	2.0	9.3	Nil						Uttam Nagar SPS Possangipur SPS Keshopur ISP
2		Keshopur Ph-II	20	ASP	Ayaappa Pvt.Ltd	-	UV (Not Started)	50	30	250	50	5	-	21.06.2025	-	7.22	7.47	375	9	225	4	573	20	20.8	2.8	3.8	2.5	4.5	Nil	24*10^9	2400	24*10^8	290	Plant is under rehabilitation and running with 50% capacity.	
3		Keshopur Ph-III	40	ASP	Ayaappa Pvt.Ltd	-	UV (Not Started)	50	30	250	50	5	-	21.06.2025	-	7.28	7.58	249	12	125	20	125	20	19.7	18.8	3.7	1.0	6.1	Nil					under rehabilitation state and running with 50% capacity.	
4		Kapashera	5	SBR	TRIVENI	-	UV	10	10	50	5	2	230	20.06.2025	-	7.30	7.70	242	24	295	11.5	700	44	45	6.0	4.0	2.5	4.3	Nil						Rajokari SPS, Rankpuri SPS, Kapashera SPS, Dundahera SPS
5	Kondli	Kondli Ph-I	10	ASP	Triveni Pvt. Ltd	RGF	Chlorination	10	10	50	5	2	230	22.06.2025	10	7.00	7.40	315	8	150	5	437	21	35	2.0	3.0	0.8	5.8	Nil						Preet Vihar, Jagriti Enclave, Geeta Colony, Mandawali, Kalyanpuri, New Kalyanpuri,, Dallupura , Gharoli
6		Kondli Ph-II	25	ASP	Triveni Pvt. Ltd	RGF	Chlorination	10	10	50	5	2	230	22.06.2025	25	7.00	7.60	315	8	150	7	437	20	35	3.5	3.0	1.2	5.8	Nil						
7		Kondli Ph-III	10	ASP	Triveni Pvt. Ltd	RGF	Chlorination	10	10	50	5	2	230	22.06.2025	10	7.00	7.60	315	8	150	7	437	20	35	3.5	3.0	1.2	5.8	Nil					-	
8		Kondli Ph-IV	45	ASP(IFAS)	Ayaappa Pvt.Ltd	Disc Filter	UV	10	10	50	5	2	230	22.06.2025	45	6.90	7.40	342	7	155	6	464	24	35	2.5	3.2	1.0	5.4	0.8						
9		Chilla	9	Combitreat-ISBR	HNB Engineers		not installed, but compliance<=230	10	10	50	5	2	230	05.05.2025	9	6.90	7.50	280	9	163	7	387	11	40	0.5	4.0	0.8	7.2	Nil						Ghazipur drain
10		CWG	1	MBR	M/s Toshiba Water Soluti on Pvt. Ltd.	Membrane Filtration	Chlorination	10	10	50	5	2	230	05.05.2025	1	7.00	7.60	330	BDL	177	0.9	437	8	42	Nil	3.5	Nil	7.6	Nil						
11	N.S.T.P.C.Pillar	Coronation Pillar Ph-II	20	ASP	DRA Infracom Pvt.Ltd.	-	UV (Not Started)	50	30	250	50	5	-	22.06.2025	15.57	7.00	7.60	158	07	86	04	197	17	19	0.5	2.1	0.6	3.2	bdl					Half stream of plant is Under Rehabilitation	
12		Coronation Pillar Ph-III	10	ASP	DRA Infracom Pvt.Ltd.	-	UV	10	10	50	5	2	230	22.06.2025	8.56	7.20	7.70	100	06	58	03	162	12	20	0.7	2.6	0.8	2.9	bdl						
13		Coronation New	70	ASP	L&T Construction and PASSAVANT (JV)	-	Chlorination	10	10	50	5	2	230	22.06.2025	30.175	7.30	7.60	170	10	76	6	224	15	24	0.6	2.5	0.9	4.8	bdl					Poly dosing	
14		Narela	10	ASP	DRA Infracom Pvt. Ltd.	-	UV	10	10	50	5	2	230	20.06.2025	-	7.30	7.70	96	05	46	03	156	12	30	0.4	2.5	0.7	4.7	0.4						
15	Nilothi	Nilothi Ph-I	40	ASP	SUBHASH INFRA PVT. LTD	-	UV (Not Started)	50	30	250	50	5	-	21.06.2025	-	7.83	8.08	410	11	180	12	-	-	25	0.5	3.2	4.8	1	Nil					under rehabilitation state and running with 50% capacity.	Pratibha SPS, Bakkarwala SPS, Sayyad nangloi SPS
16		Nilothi Ph-II	20	ASP	VEOLIA INDIA	Disc Filter	Chlorination	10	10	50	5	2	230	21.06.2025	-	7.68	7.65	318	7	160	11	-	-	28	8.0	3.0	2.0	0.96	Nil						DDA SPS,IST New SPS, Sayyad nangloi SPS
17	Okhla	Okhla Ph-V	16	ASP	DJB	-	not installed, but compliance<=230	50	30	250	50	5	230	22.06.2025	-	7.20	7.40	252	7	175	5	-	-	42	2.2	2.5	0.5			43x10^10	11x10^5	3.6x10^10	7.3x10^3		
18		Okhla Ph-VI	30	ASP	SUEZ India Pvt. Ltd.	-	Chlorination	10	10	50	5	2	230	21.06.2025	-	7.40	7.40	350	7	265	8.9	498	24	38	0.1	2.2	2.0			24x10^13	9.1	7.3x10^11	<1.8		
19		Okhla New	124	ASP	SUEZ India Pvt. Ltd.									-	-	-	-	-	-	-	-	-	-	-	-	-	-	-	-	-	-	-	-	Not commissioned,	
20		Mehrauli	5	Extended Aeration	DJB	-	-	50	30	250	50	5	-	03.06.2025	-	7.30	7.50	152	20	205	34	-	-	46	32.0	3.8	0.5								
21		Molar band	0.66	Fluidized Aerobic Bed	DJB	-	-	50	30	250	50	5	-	03.06.2025	-	7.20	7.30	136	60	245	46	-	-	-	-	2.8	1.4			24x10^14	46x10^5	24x10^14	46x10^5		
22		Ghitorini	5	ASP	DJB	-	-	30	20	250	50	5	-	21.05.2025	-	7.20	7.40	182	31	213	42	-	-	50	36.0	2.6	1.3			15x10^13	46x10^5	15x10^13	46x10^5		
23		Vasant Kunj Ph-I	2.2	Extended Aeration	DJB	-	-	50	30	250	50	5	-	21.05.2025	-	7.20	7.50	482	42	340	46	690	129	44	28.0	2.4	1.6			24x10^14	75x10^4	24x10^14	75x10^4		
24		Vasant Kunj Ph-II	3	Extended Aeration	DJB	-	-	50	30	250	50	5	-	21.05.2025	-	7.00	7.40	308	31	350	25	596	84	43	18.0	2.8	1.2			46x10^13	24x10^6	46x10^13	93x10^4		
25		Delhi Gate Ph-I	2.2	Biofor and dansadeg	Degramoent	-	not installed, but compliance<=230	10	10	50	5	2	230	03.06.2025	-	7.10	7.50	212	6	240	8	-	-	42	3.0	1.7	1.1			96x10^3	93x10^3	93x10^12	9.1x10^3		
26		Delhi Gate Ph-II	15	Biofor and dansadeg	Degramoent	-	Chlorination	10	10	50	5	2	230	03.06.2025	-	7.20	7.40	98	8	220	6.3	-	-	39	4.0	1.5	0.9			24x10^14	2400	24x10^14	2400		
27		SNH drain	2.2	Biofor and dansadeg	Degramoent	-	not installed, but compliance<=230	10	10	50	5	2	230	03.06.2025	-	7.20	7.60	290	5	282	5.1	-	-	48	3.0	2.8	0.0			24x10^14	21x10^4	11x10^14	9.1x10^3		
28	Pappankalan	Phappankalan Ph-I	20	ASP	SUBHASH INFRA PVT. LTD	-	UV (Not Started)	50	30	250	50	5	-	21.06.2025	-	7.30	7.60	494	17	225	15	560	51	35	14.0	3.5	0.2	4.3	0					Plant is under Rehabilitation	Dwarka Sector-7, Dwarka Sector 11, Dwarka Sector 16, Dawrka Sector 24,
29		Phappankalan Ph-II	20	ASP	VA-TECH WABAG LTD.	Media Filtration	Chlorination	10	10	50	5	2	230	21.06.2025	-	7.30	7.70	494	8	225	11.3	560	42	35	12.0	3.5	1.8	4.3	0						
30		Najafgarh	5	ASP	Ayaappa Pvt.Ltd.	-	UV	10	10	50	5	2	230	20.06.2025	-	7.30	7.50	360	10	267.5	3.7	660	16	32	1.0	3.5	0.8	5.7	Nil					Plant Under Rehabilitation	25MGD Najafgarh SPS
31	Rithala	Rithala Ph-I	40	ASP	Ms WA TECH BABAG LTD.	Disc Filter	Chlorination	10	10	50	5	2	100	22.06.2025	39.44	7.32	7.52	304	10	163	9	408	40	24	0.6	3.6	0.5	3.2	0.8	-	-	-	-	Plant Under trial run	
32		Rithala Ph-II	40	ASP	SUEZ India Pvt. Ltd.	Disc Filter	UV	10	10	50	5	2	230	22.06.2025	39.64	7.33	7.59	324	9	170	8	432	36	26	07	3.8	0.6	2.8	0.4	-	-	-	-		
33	Rohini Sec-25	Rohini	15	ASP	Ms Dinesh Chandra Rohini project pvt. Ltd .	-	UV	10	10	50	5	2	230	22.06.2025	23.82	7.01	7.24	360	8	178	5	448	32	40	4.0	7.2	0.7	-	-	-	-	-	-		
34	Yamuna Vihar	Yamuna Vihar Ph-I	10	ASP	DJB	-	-	50	30	250	50	5	-	22.06.2025	9.15	7.30	7.50	284	27	178	17	538	50	38	25.0	4.2	1.4			29x10^12	15x10^6	21x10^11	28x10^5		Ghonda-I SPS, Ghonda – II SPS Zafrabad SPS, Brahampuri SPS Yamuna Vihar SPS, Ghonda-I SPS Ghonda – II SPS, Zafrabad SPS Brahampuri SPS, Yamuna Vihar SPS
35		Yamuna Vihar Ph-II	15	ASP(IFAS)	M/s SIPL-RKC JV	Disc Filter	UV	10	10	50	5	2	230	22.06.2025	15.89	7.20	7.50	364	10	233	06	568	40	32	16.0	3.8	0.9	4	1.4	24x10^13	2400+	24x10^11	1100+	Plant Under Rehabilitation	
36		Yamuna Vihar Ph-III	25	ASP	M/s Joly & joly	-	-	30	20	-	-	-	-	22.06.2025	28.92	7.30	7.40	536	29	336	20	816	68	42	30.0	4.9	2.0	7.2	3.2	11x10^15	21x10^7	24x10^13	29x10^6		
37		Sonia Vihar	7											-	-	-	-	-	-	-	-	-	-	-	-	-	-	-	-	-	-	-	-	Under Construction	
		Total Treatment	**749.26**																																

	Plant not meeting standard as per design parameter	BDL: Below detection limit ND: Not Detectable

Total No of operational plant	37
Total No of Plant Under rehabilitation	1
Outlet Sample collected	35
Plant Under Unfit (As per design)	15
Plant Under fit	20
%Unfit	43
%fit	57

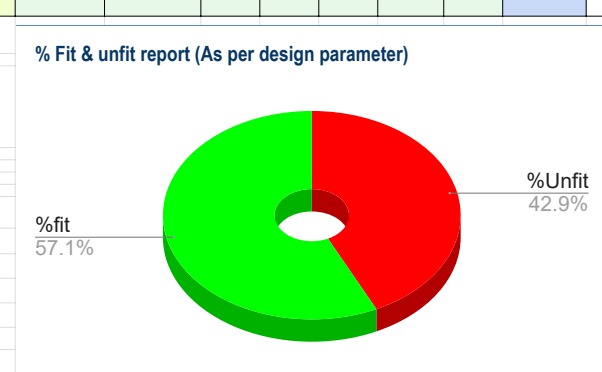

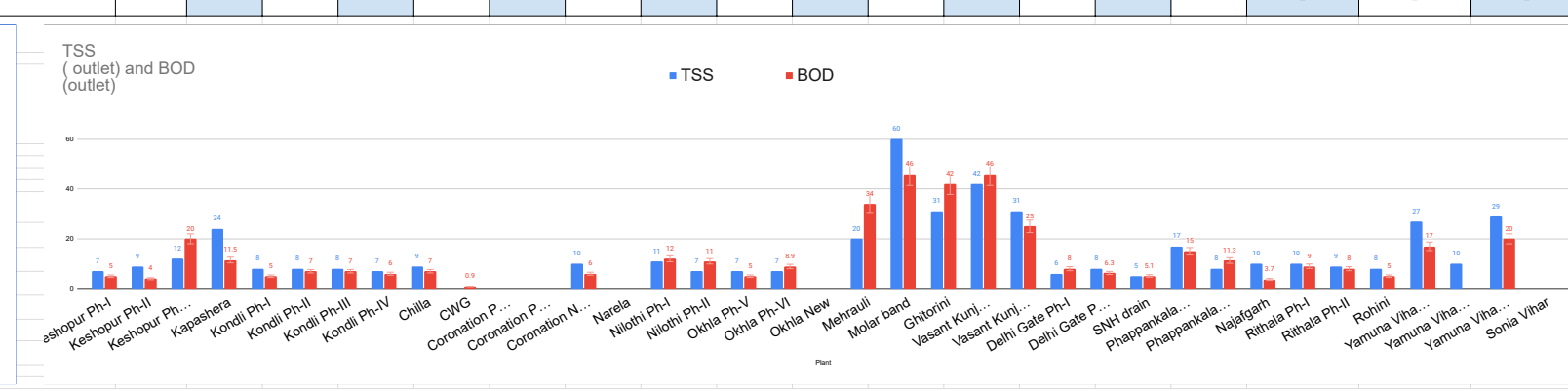

DELHI JAL BOARD

DAILY ANALYSIS REPORT OF ALL SEWAGE TREATMENT PLANT

DATE OF ANALYSIS : 23.06.2025

S.No.	Lab	Plant (STP)	Capacity (MGD)	Technology	Operator	Tertiary System	Disinfectent Type	Design Parameter(mg/l) TSS	BOD	COD	Ammonical-N	Phosphate-P	Outlet MPN (F.Coli) 100ml	Date of Analysis	Average Daily Flow (MGD)
1		Keshopur Ph-I	12	ASP	VA-TECH WABAG LTD.	-	Chlorination	30	20	250	50	5	230	23.06.2025	-
2	Keshopur	Keshopur Ph-II	20	ASP	Ayaappa Pvt.Ltd	-	UV (Not Started)	50	30	250	50	5	-	23.06.2025	-
3		Keshopur Ph-III	40	ASP	Ayaappa Pvt.Ltd	-	UV (Not Started)	50	30	250	50	5	-	23.06.2025	-
4		Kapashera	5	SBR	TRIVENI	-	UV	10	10	50	5	2	230	20.06.2025	-
5		Kondli Ph-I	10	ASP	Triveni Pvt. Ltd	RGF	Chlorination	10	10	50	5	2	230	23.06.2025	10
6		Kondli Ph-II	25	ASP	Triveni Pvt. Ltd	RGF	Chlorination	10	10	50	5	2	230	23.06.2025	25
7		Kondli Ph-III	10	ASP	Triveni Pvt. Ltd	RGF	Chlorination	10	10	50	5	2	230	23.06.2025	10
8	Kondli	Kondli Ph-IV	45	ASP(IFAS)	Ayaappa Pvt.Ltd	Disc Filter	UV	10	10	50	5	2	230	23.06.2025	45
9		Chilla	9	Combitreat-ISBR	HNB Engineers		not installed, but compliance<=230	10	10	50	5	2	230	05.05.2025	9
10		CWG	1	MBR	M/s Toshiba Water Soluti on Pvt. Ltd.	Membrane Filtration	Chlorination	10	10	50	5	2	230	05.05.2025	1
11		Coronation Pillar Ph-II	20	ASP	DRA Infracom Pvt.Ltd.	-	UV (Not Started)	50	30	250	50	5	-	23.06.2025	16.17
12	N.S.T.P.C.Pillar	Coronation Pillar Ph-III	10	ASP	DRA Infracom Pvt.Ltd.	-	UV	10	10	50	5	2	230	23.06.2025	8.46
13		Coronation New	70	ASP	L&T Construction and PASSAVANT (JV)	-	Chlorination	10	10	50	5	2	230	23.06.2025	33.183
14		Narela	10	ASP	DRA Infracom Pvt. Ltd.	-	UV	10	10	50	5	2	230	23.06.2025	12.43
15	Nilothi	Nilothi Ph-I	40	ASP	SUBHASH INFRA PVT. LTD	-	UV (Not Started)	50	30	250	50	5	-	23.06.2025	-
16		Nilothi Ph-II	20	ASP	VEOLIA INDIA	Disc Filter	Chlorination	10	10	50	5	2	230	23.06.2025	-
17		Okhla Ph-V	16	ASP	DJB	-	not installed, but compliance<=230	50	30	250	50	5	230	23.06.2025	-
18		Okhla Ph-VI	30	ASP	SUEZ India Pvt. Ltd.	-	Chlorination	10	10	50	5	2	230	23.06.2025	-
19		Okhla New	124	ASP	SUEZ India Pvt. Ltd.									-	-
20		Mehrauli	5	Extended Aeration	DJB	-	-	50	30	250	50	5	-	03.06.2025	-
21		Molar band	0.66	Fluidized Aerobic Bed	DJB	-	-	50	30	250	50	5	-	03.06.2025	-
22	Okhla	Ghitorini	5	ASP	DJB	-	-	30	20	250	50	5	-	21.05.2025	-
23		Vasant Kunj Ph-I	2.2	Extended Aeration	DJB	-	-	50	30	250	50	5	-	21.05.2025	-
24		Vasant Kunj Ph-II	3	Extended Aeration	DJB	-	-	50	30	250	50	5	-	21.05.2025	-
25		Delhi Gate Ph-I	2.2	Biofor and dansadeg	Degramoent	-	not installed, but compliance<=230	10	10	50	5	2	230	03.06.2025	-
26		Delhi Gate Ph-II	15	Biofor and dansadeg	Degramoent	-	Chlorination	10	10	50	5	2	230	03.06.2025	-
27		SNH drain	2.2	Biofor and dansadeg	Degramoent	-	not installed, but compliance<=230	10	10	50	5	2	230	03.06.2025	-
28		Phappankalan Ph-I	20	ASP	SUBHASH INFRA PVT. LTD	-	UV (Not Started)	50	30	250	50	5	-	23.06.2025	-
29	Pappankalan	Phappankalan Ph-II	20	ASP	VA-TECH WABAG LTD.	Media Filtration	Chlorination	10	10	50	5	2	230	23.06.2025	-
30		Najafgarh	5	ASP	Ayaappa Pvt.Ltd.	-	UV	10	10	50	5	2	230	20.06.2025	-
31	Rithala	Rithala Ph-I	40	ASP	Ms WA TECH BABAG LTD.	Disc Filter	Chlorination	10	10	50	5	2	100	23.06.2025	39.65
32		Rithala Ph-II	40	ASP	SUEZ India Pvt. Ltd.	Disc Filter	UV	10	10	50	5	2	230	23.06.2025	44.06
33	Rohini Sec-25	Rohini	15	ASP	Ms Dinesh Chandra Rohini project pvt. Ltd .	-	UV	10	10	50	5	2	230	23.06.2025	22.36
34		Yamuna Vihar Ph-I	10	ASP	DJB	-	-	50	30	250	50	5	-	23.06.2025	8.95
35	Yamuna Vihar	Yamuna Vihar Ph-II	15	ASP(IFAS)	M/s SIPL-RKC JV	Disc Filter	UV	10	10	50	5	2	230	23.06.2025	13.21
36		Yamuna Vihar Ph-III	25	ASP	M/s Joly & joly	-	-	30	20	-	-	-	-	23.06.2025	28.57
37		Sonia Vihar	7											-	-
		Total Treatment	**749.26**												

S.No.	pH (inlet) -	pH (oulet) -	TSS (inlet) mg/l	TSS (outlet) mg/l	BOD (inlet) mg/l	BOD (outlet) mg/l	COD (inlet) mg/l	COD (outlet) mg/l	Ammonical nitrogen (Inlet) mg/l	Ammonical nitrogen (Outlet) mg/l	Ortho phosphate (inlet) mg/l	Ortho phosphate (outlet) mg/l	Sulphide (Inlet) mg/l	Sulphide (Outlet) mg/l	Inlet MPN (T.Coli) 100ml	Outlet MPN (T.Coli) 100ml	Inlet MPN (F.Coli) 100ml	Outlet MPN (F.Coli) 100ml	Remarks	Feed SPS
1	7.14	7.31	236	2	195	4	468	22	20	6.0	4.0	3.0	10.6	Nil	24*10^8	2400	21*10^7	1100		Uttam Nagar SPS Possangipur SPS Keshopur ISP
2	7.37	7.53	272	8	175	9	301	47	28	21.0	5.0	1.5	7.98	Nil					Plant is under rehabilitation and running with 50% capacity.	
3	7.29	7.44	330	5	290	7	722	30	26	3.5	4.5	3.2	5.4	Nil					under rehabilitation state and running with 50% capacity.	
4	7.30	7.70	242	24	295	11.5	700	44	45	6.0	4.0	2.5	4.3	Nil						Rajokari SPS, Rankpuri SPS, Kapashera SPS, Dundahera SPS
5	7.10	7.50	284	9	145	8	456	20	30	3.0	3.2	1.0	5.6	Nil						Preet Vihar, Jagriti Enclave, Geeta Colony, Mandawali, Kalyanpuri, New Kalyanpuri,, Dallupura , Gharoli
6	7.10	7.60	284	8	145	7	456	18	30	4.2	3.2	1.5	5.6	1						
7	7.10	7.60	284	8	145	7	456	18	30	4.2	3.2	1.5	5.6	1					-	
8	6.80	7.40	312	7	150	6	420	14	32	2.0	3.0	1.2	5.8	0.8						
9	6.90	7.50	280	9	163	7	387	11	40	0.5	4.0	0.8	7.2	Nil						Ghazipur drain
10	7.00	7.60	330	BDL	177	0.9	437	8	42	Nil	3.5	Nil	7.6	Nil						
11	7.20	7.50	166	09	76	04	228	17	15	0.5	2.0	0.7	3.4	0.3					Half stream of plant is Under Rehabilitation	
12	7.30	7.60	120	06	55	03	170	14	18	0.7	2.2	0.8	3	BDL						
13	7.20	7.50	214	10	116	05	316	17	25	0.7	2.8	0.7	5.2	0.5					Poly dosing	
14	7.30	7.70	150	06	76	03	206	12	29	0.8	3.3	0.9	3.1	bdl						
15	7.73	8.12	216	15	130	14	-	-	22	0.5	3.3	4.4	0.8	Nil					under rehabilitation state and running with 50% capacity.	Pratibha SPS, Bakkarwala SPS, Sayyad nangloi SPS
16	7.64	7.62	244	10	140	12	-	-	28	10.0	3.1	2.5	0.72	Nil						DDA SPS,IST New SPS, Sayyad nangloi SPS
17	7.10	7.60	254	6	-	-	472	26	40	4.0	2.4	2.2								
18	7.20	7.70	220	13	-	-	446	28	42	0.1	2.0	1.8								
19	-	-	-	-	-	-	-	-	-	-	-	-	-	-	-	-	-	-	Not commissioned,	
20	7.30	7.50	152	20	205	34	-	-	46	32.0	3.8	0.5								
21	7.20	7.30	136	60	245	46	-	-	-	-	2.8	1.4			24x10^14	46x10^5	24x10^14	46x10^5		
22	7.20	7.40	182	31	213	42	-	-	50	36.0	2.6	1.3			15x10^13	46x10^5	15x10^13	46x10^5		
23	7.20	7.50	482	42	340	46	690	129	44	28.0	2.4	1.6			24x10^14	75x10^4	24x10^14	75x10^4		
24	7.00	7.40	308	31	350	25	596	84	43	18.0	2.8	1.2			46x10^13	24x10^6	46x10^13	93x10^4		
25	7.10	7.50	212	6	240	8	-	-	42	3.0	1.7	1.1			96x10^3	93x10^3	93x10^12	9.1x10^3		
26	7.20	7.40	98	8	220	6.3	-	-	39	4.0	1.5	0.9			24x10^14	2400	24x10^14	2400		
27	7.20	7.60	290	5	282	5.1	-	-	48	3.0	2.8	0.0			24x10^14	21x10^4	11x10^14	9.1x10^3		
28	7.50	7.70	300	13	-	-	-	-	38	18.0	3.0	0.6	3.9	0					Plant is under Rehabilitation	Dwarka Sector-7, Dwarka Sector 11, Dwarka Sector 16, Dawrka Sector 24,
29	7.50	7.80	300	7	-	-	-	-	38	15.0	3.0	2.0	3.9	0						
30	7.30	7.50	360	10	267.5	3.7	660	16	32	1.0	3.5	0.8	5.7	Nil					Plant Under Rehabilitation	25MGD Najafgarh SPS
31	7.29	7.59	420	10	203	9	512	40	24	3.0	3.6	0.5	3.6	0.8	-	-	-	-	Plant Under trial run	
32	7.40	7.57	392	8	193	7	488	32	23	1.7	3.8	0.7	4	1.2	-	-	-	-		
33	7.38	7.42	324	9	173	6	424	32	35	3.5	5.5	1.0	-	-	24x10^7+	2400+	24x10^6+	210		
34	7.10	7.40	292	22	184	14	440	34	50	32.0	4.0	1.2	5.2	1.8	11x10^13	21x10^6	15x10^11	21x10^5		Ghonda-I SPS, Ghonda – II SPS Zafrabad SPS, Brahampuri SPS Yamuna Vihar SPS, Ghonda-I SPS Ghonda – II SPS, Zafrabad SPS Brahampuri SPS, Yamuna Vihar SPS
35	7.20	7.30	320	17	204	10	514	28	33	10.0	3.6	0.4	4.2	1.4	24x10^13	11x10^6	11x10^11	2400	Plant Under Rehabilitation	
36	7.30	7.50	592	25	360	16	948	42	52	37.0	5.0	2.7	7.2	3.2	46x10^15	12x10^7	21x10^13	28x10^6		
37	-	-	-	-	-	-	-	-	-	-	-	-	-	-	-	-	-	-	Under Construction	

	Plant not meeting standard as per design parameter
BDL: Below detection limit ND: Not Detectable	

Total No of operational plant	37
Total No of Plant Under rehabilitation	1
Outlet Sample collected	35
Plant Under Unfit (As per design)	13
Plant Under fit	22
%Unfit	37
%fit	63

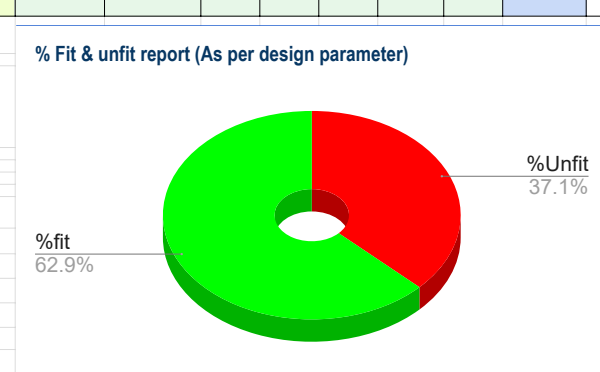

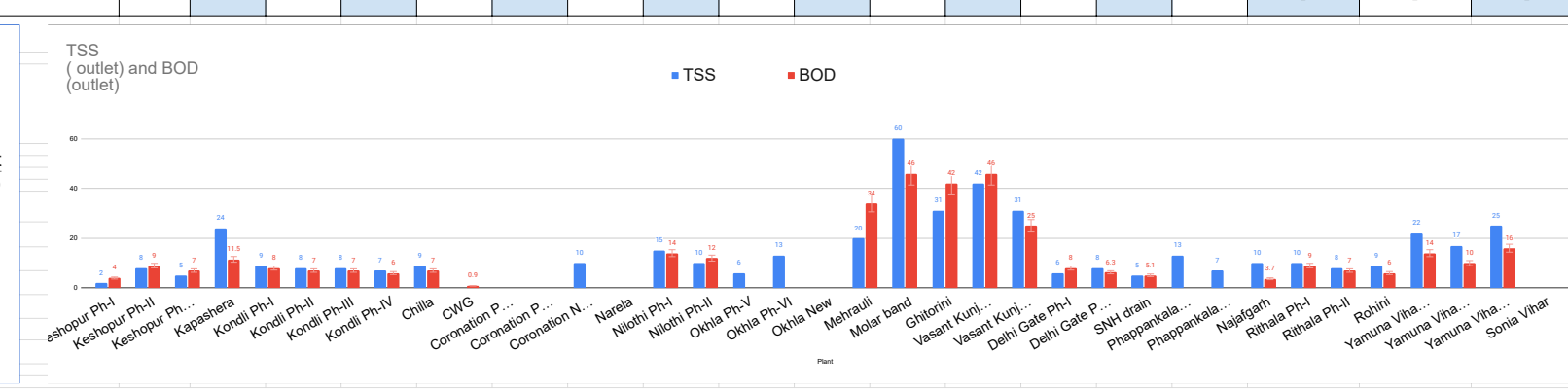

DELHI JAL BOARD

DAILY ANALYSIS REPORT OF ALL SEWAGE TREATMENT PLANT

DATE OF ANALYSIS : 23.06.2025

S.No.	Lab	Plant (STP)	Capacity	Technology	Operator	Tertiary System	Disinfectent Type	Design Parameter(mg/l)					Outlet MPN (F.Coli)	Date of Analysis	Average Daily Flow (MGD)	pH (inlet)	pH (oulet)	TSS (inlet)	TSS (outlet)	BOD (inlet)	BOD (outlet)	COD (inlet)	COD (outlet)	Ammonical nitrogen (Inlet)	Ammonical nitrogen (Outlet)	Ortho phosphate (inlet)	Ortho phosphate (outlet)	Sulphide (Inlet)	Sulphide (Outlet)	Inlet MPN (T.Coli)	Outlet MPN (T.Coli)	Inlet MPN (F.Coli)	Outlet MPN (F.Coli)	Remarks	Feed SPS
			(MGD)					TSS	BOD	COD	Ammonical-N	Phosphate-P	100ml			-	-	mg/l	mg/l	mg/l	mg/l	mg/l	mg/l	mg/l	mg/l	mg/l	mg/l	mg/l	mg/l	100ml	100ml	100ml	100ml		
1	Keshopur	Keshopur Ph-I	12	ASP	VA-TECH WABAG LTD.	-	Chlorination	30	20	250	50	5	230	24.06.2025		7.12	7.51	222	6	154	9	373	24	22	8.0	5.2	3.1	7.5	Nil						Uttam Nagar SPS Possangipur SPS Keshopur ISP
2		Keshopur Ph-II	20	ASP	Ayaappa Pvt.Ltd	-	UV (Not Started)	50	30	250	50	5	-	24.06.2025	-	7.25	7.52	745	11	545	10	880	28	22	4.0	6.0	3.1	3.7	Nil					Plant is under rehabilitation and running with 50% capacity.	
3		Keshopur Ph-III	40	ASP	Ayaappa Pvt.Ltd	-	UV (Not Started)	50	30	250	50	5	-	24.06.2025	-	7.21	7.62	324	14	232	20	412	39	23	17.0	6.0	1.0	5.9	Nil	24*10^9	24*10^4	11*10^8	11*10^3	under rehabilitation state and running with 50% capacity.	
4		Kapashera	5	SBR	TRIVENI	-	UV	10	10	50	5	2	230	24.06.2025		7.30	7.70	308	25	195	11.5	480	39	32	16.0	4.2	1.4	4.6	Nil			12*10^12	6400		Rajokari SPS, Rankpuri SPS, Kapashera SPS, Dundahera SPS
5	Kondli	Kondli Ph-I	10	ASP	Triveni Pvt. Ltd	RGF	Chlorination	10	10	50	5	2	230	24.06.2025	10	6.90	7.50	302	7	155	6	464	12	30	1.0	3.5	0.8	5.2	Nil	24×10^17	3.6	15×10^16	0		Preet Vihar, Jagriti Enclave, Geeta Colony, Mandawali, Kalyanpuri, New Kalyanpuri,, Dallupura , Gharoli
6		Kondli Ph-II	25	ASP	Triveni Pvt. Ltd	RGF	Chlorination	10	10	50	5	2	230	24.06.2025	25	6.90	7.40	302	9	155	8	464	15	30	3.5	3.5	1.5	5.2	0.8	24×10^17	28×10^2	15×10^16	360		
7		Kondli Ph-III	10	ASP	Triveni Pvt. Ltd	RGF	Chlorination	10	10	50	5	2	230	24.06.2025	10	6.90	7.40	302	9	155	8	464	15	30	3.5	3.5	1.5	5.2	0.8	24×10^17	28×10^2	15×10^16	360	-	
8		Kondli Ph-IV	45	ASP(IFAS)	Ayaappa Pvt.Ltd	Disc Filter	UV	10	10	50	5	2	230	24.06.2025	45	7.00	7.50	310	8	152	8	470	14	35	2.5	3.5	1.0	6	Nil	24×10^17	15×10^2	46×10^16	360		
9		Chilla	9	Combitreat-ISBR	HNB Engineers		not installed, but compliance<=230	10	10	50	5	2	230	05.05.2025	9	6.90	7.50	280	9	163	7	387	11	40	0.5	4.0	0.8	7.2	Nil						Ghazipur drain
10		CWG	1	MBR	M/s Toshiba Water Soluti on Pvt. Ltd.	Membrane Filtration	Chlorination	10	10	50	5	2	230	05.05.2025	1	7.00	7.60	330	BDL	177	0.9	437	8	42	Nil	3.5	Nil	7.6	Nil						
11	N.S.T.P.C.Pillar	Coronation Pillar Ph-II	20	ASP	DRA Infracom Pvt.Ltd.	-	UV (Not Started)	50	30	250	50	5	-	24.06.2025	15.68	7.20	7.50	130	8	73	4	228	14	23	0.3	3.0	0.7	2.5	bdl					Half stream of plant is Under Rehabilitation	
12		Coronation Pillar Ph-III	10	ASP	DRA Infracom Pvt.Ltd.	-	UV	10	10	50	5	2	230	24.06.2025	8.5	7.30	7.60	102	10	61	6	162	17	2	0.5	2.8	1.0	2	bdl						
13		Coronation New	70	ASP	L&T Construction and PASSAVANT (JV)	-	Chlorination	10	10	50	5	2	230	24.06.2025	29.832	7.30	7.50	198	15	100	7	225	26	28	0.7	3.7	1.0	1.7	bdl					Poly dosing	
14		Narela	10	ASP	DRA Infracom Pvt. Ltd.	-	UV	10	10	50	5	2	230	23.06.2025	12.43	7.30	7.70	150	06	76	03	206	12	29	0.8	3.3	0.9	3.1	bdl						
15	Nilothi	Nilothi Ph-I	40	ASP	SUBHASH INFRA PVT. LTD	-	UV (Not Started)	50	30	250	50	5	-	24.06.2025	-	7.86	8.12	288	9	150	10	-	-	20	1.0	3.2	5.2	0.8	Nil					under rehabilitation state and running with 50% capacity.	Pratibha SPS, Bakkarwala SPS, Sayyad nangloi SPS
16		Nilothi Ph-II	20	ASP	VEOLIA INDIA	Disc Filter	Chlorination	10	10	50	5	2	230	24.06.2025	-	7.52	7.68	200	7	130	8	-	-	25	8.0	3.1	1.8	0.64	Nil						DDA SPS,IST New SPS, Sayyad nangloi SPS
17	Okhla	Okhla Ph-V	16	ASP	DJB	-	not installed, but compliance<=230	50	30	250	50	5	230	24.06.2025	-	7.20	7.50	456	10	-	-	857	27	36	7.4	1.8	1.4								
18		Okhla Ph-VI	30	ASP	SUEZ India Pvt. Ltd.	-	Chlorination	10	10	50	5	2	230	24.06.2025	-	7.30	7.70	768	11	-	-	921	22	70	0.4	2.0	1.8								
19		Okhla New	124	ASP	SUEZ India Pvt. Ltd.									-	-	-	-	-	-	-	-	-	-	-	-	-	-	-	-	-	-	-	-	Not commissioned,	
20		Mehrauli	5	Extended Aeration	DJB	-	-	50	30	250	50	5	-	03.06.2025	-	7.30	7.50	152	20	205	34	-	-	46	32.0	3.8	0.5								
21		Molar band	0.66	Fluidized Aerobic Bed	DJB	-	-	50	30	250	50	5	-	03.06.2025	-	7.20	7.30	136	60	245	46	-	-	-	-	2.8	1.4			24x10^14	46x10^5	24x10^14	46x10^5		
22		Ghitorini	5	ASP	DJB	-	-	30	20	250	50	5	-	21.05.2025	-	7.20	7.40	182	31	213	42	-	-	50	36.0	2.6	1.3			15x10^13	46x10^5	15x10^13	46x10^5		
23		Vasant Kunj Ph-I	2.2	Extended Aeration	DJB	-	-	50	30	250	50	5	-	21.05.2025	-	7.20	7.50	482	42	340	46	690	129	44	28.0	2.4	1.6			24x10^14	75x10^4	24x10^14	75x10^4		
24		Vasant Kunj Ph-II	3	Extended Aeration	DJB	-	-	50	30	250	50	5	-	21.05.2025	-	7.00	7.40	308	31	350	25	596	84	43	18.0	2.8	1.2			46x10^13	24x10^6	46x10^13	93x10^4		
25		Delhi Gate Ph-I	2.2	Biofor and dansadeg	Degramoent	-	not installed, but compliance<=230	10	10	50	5	2	230	03.06.2025	-	7.10	7.50	212	6	240	8	-	-	42	3.0	1.7	1.1			96x10^3	93x10^3	93x10^12	9.1x10^3		
26		Delhi Gate Ph-II	15	Biofor and dansadeg	Degramoent	-	Chlorination	10	10	50	5	2	230	03.06.2025	-	7.20	7.40	98	8	220	6.3	-	-	39	4.0	1.5	0.9			24x10^14	2400	24x10^14	2400		
27		SNH drain	2.2	Biofor and dansadeg	Degramoent	-	not installed, but compliance<=230	10	10	50	5	2	230	03.06.2025	-	7.20	7.60	290	5	282	5.1	-	-	48	3.0	2.8	0.0			24x10^14	21x10^4	11x10^14	9.1x10^3		
28	Pappankalan	Phappankalan Ph-I	20	ASP	SUBHASH INFRA PVT. LTD	-	UV (Not Started)	50	30	250	50	5	-	24.06.2025	-	7.30	7.60	520	23	280	13	750	45	30	20.0	3.3	1.0	6.4	Nil			21*10^12	5300	Plant is under Rehabilitation	Dwarka Sector-7, Dwarka Sector 11, Dwarka Sector 16, Dawrka Sector 24,
29		Phappankalan Ph-II	20	ASP	VA-TECH WABAG LTD.	Media Filtration	Chlorination	10	10	50	5	2	230	24.06.2025	-	7.30	7.80	520	11	280	4	750	14	30	14.0	3.3	2.0	6.4	Nil			21*10^12	1100		
30		Najafgarh	5	ASP	Ayaappa Pvt.Ltd.	-	UV	10	10	50	5	2	230	24.06.2025		7.40	7.50	314	10	210	5	530	19	35	1.2	2.7	0.6	5.2	Nil			42*10^11	120	Plant Under Rehabilitation	25MGD Najafgarh SPS
31	Rithala	Rithala Ph-I	40	ASP	Ms WA TECH BABAG LTD.	Disc Filter	Chlorination	10	10	50	5	2	100	24.06.2025	44.23	7.35	7.57	240	9	123	8	312	36	22	0.7	3.8	0.9	3.6	0.4	-	-	24 x 10^7+	64	Plant Under trial run	
32		Rithala Ph-II	40	ASP	SUEZ India Pvt. Ltd.	Disc Filter	UV	10	10	50	5	2	230	24.06.2025	40.15	7.37	7.61	240	8	127	7	320	32	22	7.0	4.0	0.7	4.4	1.2	-	-	24 x 10^7+	44		
33	Rohini Sec-25	Rohini	15	ASP	Ms Dinesh Chandra Rohini project pvt. Ltd .	-	UV	10	10	50	5	2	230	24.06.2025	21.85	7.18	7.25	372	9	181	5	448	24	38	3.8	6.0	1.0	-	-	-	-	-	-		
34	Yamuna Vihar	Yamuna Vihar Ph-I	10	ASP	DJB	-	-	50	30	250	50	5	-	24.06.2025	8.9	7.20	7.30	316	28	198	18	494	58	42	28.0	4.3	2.3	5.4	2	24X10^13+	24X10^7+	21X10^11+	39X10^5+		Ghonda-I SPS, Ghonda – II SPS Zafrabad SPS, Brahampuri SPS Yamuna Vihar SPS, Ghonda-I SPS Ghonda – II SPS, Zafrabad SPS Brahampuri SPS, Yamuna Vihar SPS
35		Yamuna Vihar Ph-II	15	ASP(IFAS)	M/s SIPL-RKC JV	Disc Filter	UV	10	10	50	5	2	230	24.06.2025	15.19	7.20	7.40	304	08	190	06	458	18	36	17.0	3.6	1.4	4.4	1.6	24X10^13+	24X10^6+	64X10^11+	43X10^4+	Plant Under Rehabilitation	
36		Yamuna Vihar Ph-III	25	ASP	M/s Joly & joly	-	-	30	20	-	-	-	-	24.06.2025	29.23	7.30	7.50	600	27	370	17	882	72	37	25.0	4.4	2.6	7.4	3.4	24X10^15+	24X10^8+	64X10^13+	39X10^6+		
37		Sonia Vihar	7											-	-	-	-	-	-	-	-	-	-	-	-	-	-	-	-	-	-	-	-	Under Construction	
		Total Treatment	**749.26**																																

	Plant not meeting standard as per design parameter	BDL: Below detection limit ND: Not Detectable

Total No of operational plant	37
Total No of Plant Under rehabilitation	1
Outlet Sample collected	35
Plant Under Unfit (As per design)	18
Plant Under fit	17
%Unfit	51
%fit	49

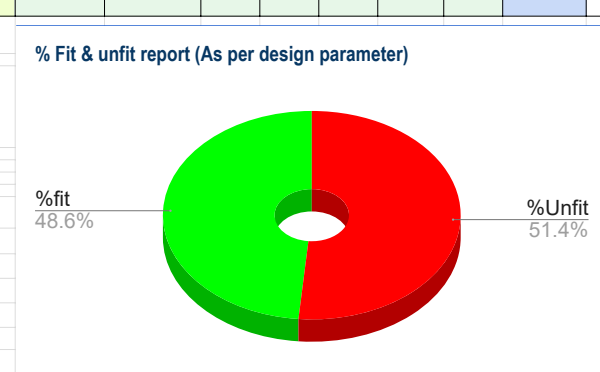

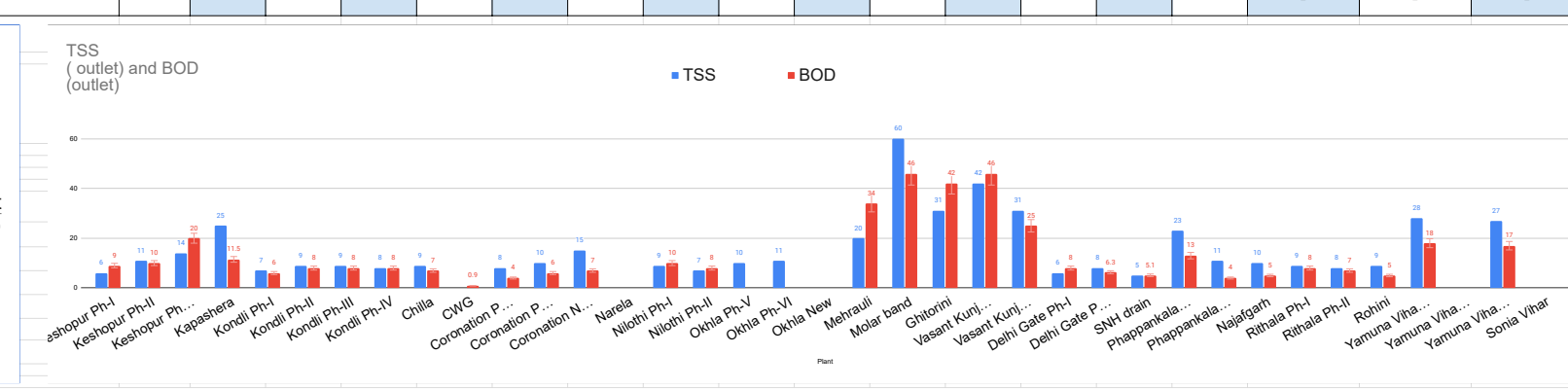

DELHI JAL BOARD

DAILY ANALYSIS REPORT OF ALL SEWAGE TREATMENT PLANT

DATE OF ANALYSIS : 25.06.2025

S.No.	Lab	Plant (STP)	Capacity	Technology	Operator	Tertiary System	Disinfectent Type	Design Parameter(mg/l)					Outlet MPN (F.Coli)	Date of Analysis	Average Daily Flow (MGD)	pH (inlet)	pH (oulet)	TSS (inlet)	TSS (outlet)	BOD (inlet)	BOD (outlet)	COD (inlet)	COD (outlet)	Ammonical nitrogen (Inlet)	Ammonical nitrogen (Outlet)	Ortho phosphate (inlet)	Ortho phosphate (outlet)	Sulphide (Inlet)	Sulphide (Outlet)	Inlet MPN (T.Coli)	Outlet MPN (T.Coli)	Inlet MPN (F.Coli)	Outlet MPN (F.Coli)	Remarks	Feed SPS
			(MGD)					TSS	BOD	COD	Ammonical-N	Phosphate-P	100ml			-	-	mg/l	mg/l	mg/l	mg/l	mg/l	mg/l	mg/l	mg/l	mg/l	mg/l	mg/l	mg/l	100ml	100ml	100ml	100ml		
1	Keshopur	Keshopur Ph-I	12	ASP	VA-TECH WABAG LTD.	-	Chlorination	30	20	250	50	5	230	25.06.2025	-	7.09	7.54	212	4	145	5	374	29	22	**12.0**	4.8	1.5	7	Nil	24*10^8	2400	11*10^7	1100		Uttam Nagar SPS Possangipur SPS Keshopur ISP
2		Keshopur Ph-II	20	ASP	Ayaappa Pvt.Ltd	-	UV (Not Started)	50	30	250	50	5	-	25.06.2025	-	7.23	7.51	401	4	240	5	678	25	26	3.5	5.3	3.1	2.8	Nil					Plant is under rehabilitation and running with 50% capacity.	
3		Keshopur Ph-III	40	ASP	Ayaappa Pvt.Ltd	-	UV (Not Started)	50	30	250	50	5	-	25.06.2025	-	7.16	7.63	293	14	175	20	358	37	20.6	20.0	3.9	1.2	3.6	Nil					under rehabilitation state and running with 50% capacity.	
4		Kapashera	5	SBR	TRIVENI	-	UV	10	10	50	5	2	230	24.06.2025	-	7.30	7.70	308	**25**	195	**11.5**	480	39	32	**16.0**	4.2	1.4	4.6	Nil			12*10^12	6400		Rajokari SPS, Rankpuri SPS, Kapashera SPS, Dundahera SPS
5	Kondli	Kondli Ph-I	10	ASP	Triveni Pvt. Ltd	RGF	Chlorination	10	10	50	5	2	230	25.06.2025	10	7.00	7.50	298	8	150	7	440	12	32	1.0	3.8	,1	6	Nil						Preet Vihar, Jagriti Enclave, Geeta Colony, Mandawali, Kalyanpuri, New Kalyanpuri,, Dallupura , Gharoli
6		Kondli Ph-II	25	ASP	Triveni Pvt. Ltd	RGF	Chlorination	10	10	50	5	2	230	25.06.2025	25	7.00	7.60	298	8	150	6	440	15	32	3.0	3.8	1.2	6	0.8						
7		Kondli Ph-III	10	ASP	Triveni Pvt. Ltd	RGF	Chlorination	10	10	50	5	2	230	25.06.2025	10	7.00	7.60	298	8	150	6	440	15	32	3.0	3.8	1.2	6	0.8					-	
8		Kondli Ph-IV	45	ASP(IFAS)	Ayaappa Pvt.Ltd	Disc Filter	UV	10	10	50	5	2	230	25.06.2025	45	6.90	7.50	306	9	147	7	468	20	35	2.0	4.0	1.0	6.4	0.8						
9		Chilla	9	Combitreat-ISBR	HNB Engineers		not installed, but compliance<=230	10	10	50	5	2	230	05.05.2025	9	6.90	7.50	280	9	163	7	387	11	40	0.5	4.0	0.8	7.2	Nil						Ghazipur drain
10		CWG	1	MBR	M/s Toshiba Water Soluti on Pvt. Ltd.	Membrane Filtration	Chlorination	10	10	50	5	2	230	05.05.2025	1	7.00	7.60	330	BDL	177	0.9	437	8	42	Nil	3.5	Nil	7.6	Nil						
11	N.S.T.P.C.Pillar	Coronation Pillar Ph-II	20	ASP	DRA Infracom Pvt.Ltd.	-	UV (Not Started)	50	30	250	50	5	-	25.06.2025	-	7.20	7.50	150	10	68	6	219	18	22	0.5	2.7	0.3	2.3	bdl					Half stream of plant is Under Rehabilitation	
12		Coronation Pillar Ph-III	10	ASP	DRA Infracom Pvt.Ltd.	-	UV	10	10	50	5	2	230	25.06.2025	-	7.30	7.60	138	7	48	4	187	14	18	0.4	2.9	0.9	2.5	0.3						
13		Coronation New	70	ASP	L&T Construction and PASSAVANT (JV)	-	Chlorination	10	10	50	5	2	230	25.06.2025	-	7.30	7.60	166	**21**	72	**14**	317	34	26	0.5	3.5	0.8	2.2	bdl					Poly dosing	
14		Narela	10	ASP	DRA Infracom Pvt. Ltd.	-	UV	10	10	50	5	2	230	25.06.2025	-	7.20	7.60	146	9	47	5	262	17	27	0.6	3.0	0.9	4.8	bdl						
15	Nilothi	Nilothi Ph-I	40	ASP	SUBHASH INFRA PVT. LTD	-	UV (Not Started)	50	30	250	50	5	-	25.06.2025	-	7.70	8.18	370	6	160	8	-	-	22	1.5	3.1	5.1	0.9	Nil			24 x 10^11	1600	under rehabilitation state and running with 50% capacity.	Pratibha SPS, Bakkarwala SPS, Sayyad nangloi SPS
16		Nilothi Ph-II	20	ASP	VEOLIA INDIA	Disc Filter	Chlorination	10	10	50	5	2	230	25.06.2025	-	7.59	7.62	206	4	120	6	-	-	25	**8.0**	3.0	1.7	0.7	Nil			64 x 10^10	930		DDA SPS,IST New SPS, Sayyad nangloi SPS
17	Okhla	Okhla Ph-V	16	ASP	DJB	-	not installed, but compliance<=230	50	30	250	50	5	230	25.06.2025	-	7.20	7.50	140	9	-	-	421	27	42	4.5	2.8	0.1			24x10^18	24x10^10				
18		Okhla Ph-VI	30	ASP	SUEZ India Pvt. Ltd.	-	Chlorination	10	10	50	5	2	230	25.06.2025	-	7.30	7.50	332	**14**	-	-	490	24	40	0.5	2.6	1.4			24x10^18	1100				
19		Okhla New	124	ASP	SUEZ India Pvt. Ltd.									-	-	-	-	-	-	-	-	-	-	-	-	-	-	-	-	-	-	-	-	Not commissioned,	
20		Mehrauli	5	Extended Aeration	DJB	-	-	50	30	250	50	5	-	03.06.2025	-	7.30	7.50	152	20	205	**34**	-	-	46	32.0	3.8	0.5								
21		Molar band	0.66	Fluidized Aerobic Bed	DJB	-	-	50	30	250	50	5	-	03.06.2025	-	7.20	7.30	136	**60**	245	**46**	-	-	-	-	2.8	1.4			24x10^14	46x10^5	24x10^14	46x10^5		
22		Ghitorini	5	ASP	DJB	-	-	30	20	250	50	5	-	21.05.2025	-	7.20	7.40	182	**31**	213	42	-	-	50	36.0	2.6	1.3			15x10^13	46x10^5	15x10^13	46x10^5		
23		Vasant Kunj Ph-I	2.2	Extended Aeration	DJB	-	-	50	30	250	50	5	-	21.05.2025	-	7.20	7.50	482	42	340	**46**	690	129	44	28.0	2.4	1.6			24x10^14	75x10^4	24x10^14	75x10^4		
24		Vasant Kunj Ph-II	3	Extended Aeration	DJB	-	-	50	30	250	50	5	-	21.05.2025	-	7.00	7.40	308	31	350	25	596	84	43	18.0	2.8	1.2			46x10^13	24x10^6	46x10^13	93x10^4		
25		Delhi Gate Ph-I	2.2	Biofor and dansadeg	Degramoent	-	not installed, but compliance<=230	10	10	50	5	2	230	03.06.2025	-	7.10	7.50	212	6	240	8	-	-	42	3.0	1.7	1.1			96x10^3	93x10^3	93x10^12	9.1x10^3		
26		Delhi Gate Ph-II	15	Biofor and dansadeg	Degramoent	-	Chlorination	10	10	50	5	2	230	03.06.2025	-	7.20	7.40	98	8	220	6.3	-	-	39	4.0	1.5	0.9			24x10^14	2400	24x10^14	2400		
27		SNH drain	2.2	Biofor and dansadeg	Degramoent	-	not installed, but compliance<=230	10	10	50	5	2	230	03.06.2025	-	7.20	7.60	290	5	282	5.1	-	-	48	3.0	2.8	0.0			24x10^14	21x10^4	11x10^14	9.1x10^3		
28	Pappankalan	Phappankalan Ph-I	20	ASP	SUBHASH INFRA PVT. LTD	-	UV (Not Started)	50	30	250	50	5	-	25.06.2025	-	7.30	7.50	514	25	237.5	15	520	66	35	20.0	2.4	1.3	3.7	Nil					Plant is under Rehabilitation	Dwarka Sector-7, Dwarka Sector 11, Dwarka Sector 16, Dawrka Sector 24,
29		Phappankalan Ph-II	20	ASP	VA-TECH WABAG LTD.	Media Filtration	Chlorination	10	10	50	5	2	230	25.06.2025	-	7.30	7.90	514	9	237.5	10	520	46	35	**16.0**	2.4	1.7	3.7	Nil						
30		Najafgarh	5	ASP	Ayaappa Pvt.Ltd.	-	UV	10	10	50	5	2	230	24.06.2025	-	7.40	7.50	314	10	210	5	530	19	35	1.2	2.7	0.6	5.2	Nil			42*10^11	120	Plant Under Rehabilitation	25MGD Najafgarh SPS
31	Rithala	Rithala Ph-I	40	ASP	Ms WA TECH BABAG LTD.	Disc Filter	Chlorination	10	10	50	5	2	100	25.06.2025	42.46	7.31	7.55	344	10	168	9	424	40	23	0.4	3.8	1.1	4	0.8	-	-	-	-	Plant Under trial run	
32		Rithala Ph-II	40	ASP	SUEZ India Pvt. Ltd.	Disc Filter	UV	10	10	50	5	2	230	25.06.2025	39.18	7.33	7.61	356	9	172	8	432	36	32	**6.0**	3.9	0.6	3.6	0.8	-	-	-	-		
33	Rohini Sec-25	Rohini	15	ASP	Ms Dinesh Chandra Rohini project pvt. Ltd .	-	UV	10	10	50	5	2	230	25.06.2025	22.57	7.09	7.35	404	10	203	7	512	32	28	3.0	3.5	0.8	-	-	-	-	-	-		
34	Yamuna Vihar	Yamuna Vihar Ph-I	10	ASP	DJB	-	-	50	30	250	50	5	-	25.06.2025	8.8	7.20	7.40	400	25	211	14	732	72	37	25.0	4.8	2.2	4.8	1.6	24x10^13+	24x10^7+	29x10^11+	64x10^5		Ghonda-I SPS, Ghonda – II SPS Zafrabad SPS, Brahampuri SPS Yamuna Vihar SPS, Ghonda-I SPS Ghonda – II SPS, Zafrabad SPS Brahampuri SPS, Yamuna Vihar SPS
35		Yamuna Vihar Ph-II	15	ASP(IFAS)	M/s SIPL-RKC JV	Disc Filter	UV	10	10	50	5	2	230	25.06.2025	15.1	7.20	7.50	272	9	165	6	508	18	36	**12.0**	4.2	1.2	3.6	1	24x10^13+	24x10^6+	64x10^11+	23x10^4+	Plant Under Rehabilitation	
36		Yamuna Vihar Ph-III	25	ASP	M/s Joly & joly	-	-	30	20	-	-	-	-	25.06.2025	28.25	7.20	7.40	496	28	300	16	805	88	39	26.0	4.3	2.4	7.2	2.8	24x10^15+	24x10^8+	64x10^13+	39x10^6+		
37		Sonia Vihar	7											-	-	-	-	-	-	-	-	-	-	-	-	-	-	-	-	-	-	-	-	Under Construction	
		Total Treatment	**749.26**																																

	Plant not meeting standard as per design parameter
BDL: Below detection limit ND: Not Detectable	

Total No of operational plant	37
Total No of Plant Under rehabilitation	1
Outlet Sample collected	35
Plant Under Unfit (As per design)	15
Plant Under fit	20
%Unfit	43
%fit	57
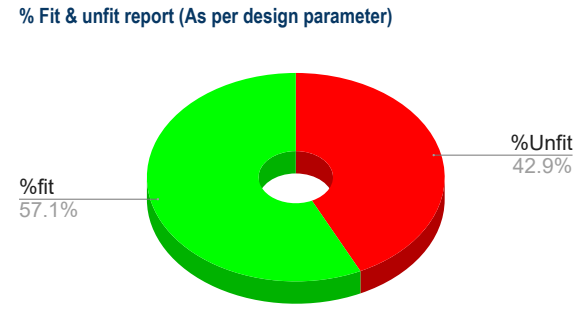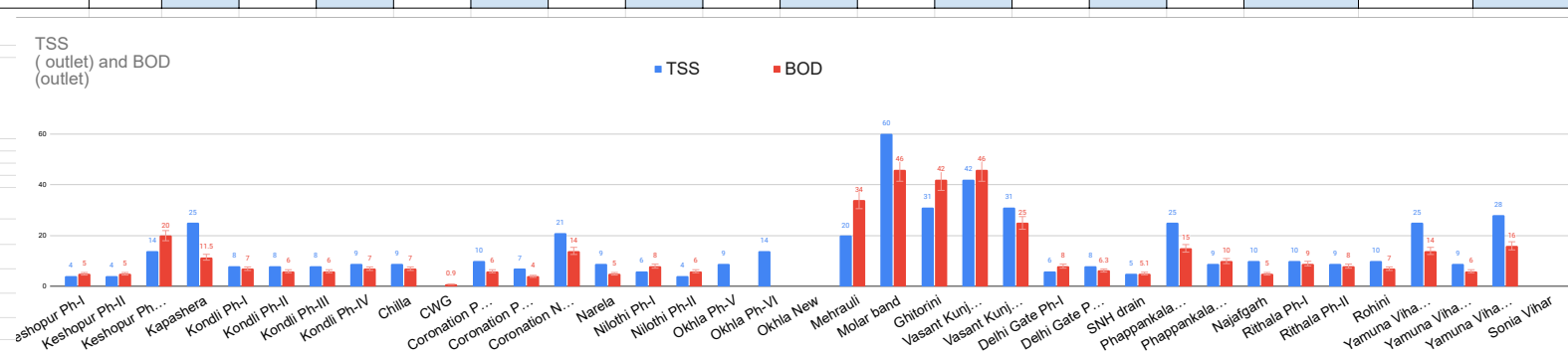
% Fit & unfit report (As per design parameter)