DELHI JAL BOARD

DAILY ANALYSIS REPORT OF ALL SEWAGE TREATMENT PLANT

DATE OF ANALYSIS : 01.03.2025

S.No.	Lab	Plant (STP)	Capacity	Technology	Operator	Tertiary System	Disinfectent Type	Design Parameter(mg/l)					Outlet MPN (F.Coli)	Date of Analysis	Average Daily Flow (MGD)	pH (inlet)	pH (oulet)	TSS (inlet)	TSS (outlet)	BOD (inlet)	BOD (outlet)	COD (inlet)	COD (outlet)	Ammonical nitrogen (Inlet)	Ammonical nitrogen (Outlet)	Ortho phosphate (inlet)	Ortho phosphate (outlet)	Sulphide (Inlet)	Sulphide (Outlet)	Inlet MPN (T.Coli)	Outlet MPN (T.Coli)	Inlet MPN (F.Coli)	Outlet MPN (F.Coli)	Remarks	Feed SPS
			(MGD)					TSS	BOD	COD	Ammonical-N	Phosphate-P	100ml			-	-	mg/l	mg/l	mg/l	mg/l	mg/l	mg/l	mg/l	mg/l	mg/l	mg/l	mg/l	mg/l	100ml	100ml	100ml	100ml		
1	Keshopur	Keshopur Ph-I	12	ASP	VA-TECH WABAG LTD.	-	Chlorination	30	20	250	50	5	230	01.03.2025	-	7.09	7.46	149	9	167	8	358	18	29.3	5.6	5.3	3.0	5	Nil	24×10^8	4600	24×10^7	2100		Uttam Nagar SPS Possangipur SPS Keshopur ISP
2		Keshopur Ph-II	20	ASP	Ayaappa Pvt.Ltd	-	UV (Not Started)	50	30	250	50	5	-	01.03.2025	-	7.31	7.44	446	7	270	14	726	31	22.3	5.2	4.2	0.6	1.33	Nil					Plant is under rehabilitation and running with 50% capacity.	
3		Keshopur Ph-III	40	ASP	Ayaappa Pvt.Ltd	-	UV (Not Started)	50	30	250	50	5	-	01.03.2025	-	7.26	7.51	390	5	260	4	705	13	22.6	0.1	1.2	3.3	2.4	Nil					under rehabilitation state and running with 50% capacity.	
4		Kapashera	5	SBR	TRIVENI	-	UV	10	10	50	5	2	230	01.03.2025		6.94	7.53	2557	12	900	9	3030	29	87	30.0	7.0	6.9	2.7	Nil				1100		Rajokari SPS, Rankpuri SPS, Kapashera SPS, Dundahera SPS
5	Kondli	Kondli Ph-I	10	ASP	Triveni Pvt. Ltd	RGF	Chlorination	10	10	50	5	2	230	01.03.2025	10	6.90	7.50	340	6	160	5	480	14	30	0.5	3.5	1.5	5.6	Nil						Preet Vihar, Jagriti Enclave, Geeta Colony, Mandawali, Kalyanpuri, New Kalyanpuri,, Dallupura , Gharoli
6		Kondli Ph-II	25	ASP	Triveni Pvt. Ltd	RGF	Chlorination	10	10	50	5	2	230	01.03.2025	25	6.90	7.50	340	13	160	9	480	35	30	5.0	3.5	1.8	5.6	0.8						
7		Kondli Ph-III	10	ASP	Triveni Pvt. Ltd	RGF	Chlorination	10	10	50	5	2	230	01.03.2025	10	6.90	7.50	340	13	160	9	480	35	30	5.0	3.5	1.8	5.6	0.8					-	
8		Kondli Ph-IV	45	ASP(IFAS)	Ayaappa Pvt.Ltd	Disc Filter	UV	10	10	50	5	2	230	01.03.2025	45	7.00	7.60	310	7	152	5	450	10	32	3.5	3.8	1.2	6	Nil						
9		Chilla	9	Combitreat-ISBR	HNB Engineers		not installed, but compliance<=230	10	10	50	5	2	230	17.02.2025	9	7.10	7.40	302	9	147	7	416	14	38	0.5	4.0	1.2	6	nil						Ghazipur drain
10		CWG	1	MBR	M/s Toshiba Water Soluti on Pvt. Ltd.	Membrane Filtration	Chlorination	10	10	50	5	2	230	17.02.2025	1	7.00	7.50	294	BDL	143	BDL	392	5	35	NIL	3.8	NIL	6.4	NIL						
11	N.S.T.P.C.Pillar	Coronation Pillar Ph-II	20	ASP	DRA Infracom Pvt.Ltd.	-	UV (Not Started)	50	30	250	50	5	-	01.03.2025	12	7.40	7.70	248	7	171	4	492	12	19	0.6	2.8	1.2	3	0.5					Half stream of plant is Under Rehabilitation	
12		Coronation Pillar Ph-III	10	ASP	DRA Infracom Pvt.Ltd.	-	UV	10	10	50	5	2	230	01.03.2025	9.5	7.50	7.70	170	8	97	4	287	15	20	0.5	3.1	1.4	1.8	0.6						
13		Coronation New	70	ASP	L&T Construction and PASSAVANT (JV)	-	Chlorination	10	10	50	5	2	230	01.03.2025	43.147	7.30	7.60	208	6	134	3	327	10	39	0.5	3.9	2.0	2.7	0.2					Poly dosing	
14		Narela	10	ASP	DRA Infracom Pvt. Ltd.	-	UV	10	10	50	5	2	230	28.02.2025	10.274	7.00	7.50	254	10	121	6	334	15	38	0.7	4.5	2.5	8.7	bdl						
15	Nilothi	Nilothi Ph-I	40	ASP	SUBHASH INFRA PVT. LTD	-	UV (Not Started)	50	30	250	50	5	-	01.03.2025	-	7.51	7.99	490	12	230	16	-	-	25	8.0	3.1	2.2	0.8	Nil					under rehabilitation state and running with 50% capacity.	Pratibha SPS, Bakkarwala SPS, Sayyad nangloi SPS
16		Nilothi Ph-II	20	ASP	VEOLIA INDIA	Disc Filter	Chlorination	10	10	50	5	2	230	01.03.2025	-	7.35	7.66	398	13	195	18	-	-	30	12.0	3.2	2.3	0.7	Nil						DDA SPS,IST New SPS, Sayyad nangloi SPS
17	Okhla	Okhla Ph-V	16	ASP	DJB	-	not installed, but compliance<=230	50	30	250	50	5	230	28.02.2025	-	7.20	7.60	202	6	225	5	-	-	38	0.5	2.4	0.5			23X10^14	21x10^4	24X10^14	75X10^3	**PAC Dosing**	
18		Okhla Ph-VI	30	ASP	SUEZ India Pvt. Ltd.	-	Chlorination	10	10	50	5	2	230	28.02.2025	-	7.20	7.50	362	8	310	4	-	-	48	2.4	3.8	0.8			24X10^14	43	46X10^13	9.1		
19		Okhla New	124											-	-	-	-	-	-	-	-	-	-	-	-	-	-	-	-	-	-	-	-	Plant Under trial run	
20		Mehrauli	5	Extended Aeration	DJB	-	-	50	30	250	50	5	-	15.02.2025	-	7.00	7.60	252	34	195	20	435	79	41	30.0	2.2	1.1			24 x 10^15	46 x 10^4				
21		Molar band	0.66	Fluidized Aerobic Bed	DJB	-	-	50	30	250	50	5	-	06.02.2025	-	7.20	7.30	310	34	245	29	-	-	45	31.0	3.2	1.2			93 x 10^12	24 x 10^5				
22		Ghitorini	5	ASP	DJB	-	-	30	20	250	50	5	-	15.02.2025	-	7.20	7.30	300	39	230	24	520	95	45	37.0	3.1	1.6			24 x 10^15	24 x 10^5				
23		Vasant Kunj Ph-I	2.2	Extended Aeration	DJB	-	-	50	30	250	50	5	-	15.02.2025	-	7.10	7.30	264	20	205	7.2	450	52	44	26.0	2.5	1.0			21 x 10^14	46 x 10^4				
24		Vasant Kunj Ph-II	3	Extended Aeration	DJB	-	-	50	30	250	50	5	-	15.02.2025	-	7.20	7.50	278	16	210	9	475	37	40	16.0	2.4	1.2			24 x 1015	24 x 10^5				
25		Delhi Gate Ph-I	2.2	Biofor and dansadeg	Degramoent	-	not installed, but compliance<=230	10	10	50	5	2	230	31.01.2025	-	7.10	7.50	170	12	143	6	-	-	42	12.0	1.8	0.6								
26		Delhi Gate Ph-II	15	Biofor and dansadeg	Degramoent	-	Chlorination	10	10	50	5	2	230	31.01.2025	-	7.30	7.60	170	14	140	8	-	-	46	20.0	2.6	2.0								
27		SNH drain	2.2	Biofor and dansadeg	Degramoent	-	not installed, but compliance<=230	10	10	50	5	2	230	31.01.2025	-	7.40	7.50	314	6	210	4	-	-	40	10.0	2.6	0.8								
28	Pappankalan	Phappankalan Ph-I	20	ASP	SUBHASH INFRA PVT. LTD	-	UV (Not Started)	50	30	250	50	5	-	01.03.2025	-	7.51	7.57	240	20	170	8	377	25	20	0.2	3.2	3.0	2.7	0					Plant is under Rehabilitation	Dwarka Sector-7, Dwarka Sector 11, Dwarka Sector 16, Dawrka Sector 24,
29		Phappankalan Ph-II	20	ASP	VA-TECH WABAG LTD.	Media Filtration	Chlorination	10	10	50	5	2	230	01.03.2025	-	7.51	7.45	240	6	170	3	377	12	20	0.1	3.2	2.7	2.7	0						
30		Najafgarh	5	ASP	Ayaappa Pvt.Ltd.	-	UV	10	10	50	5	2	230	28.02.2025	-	7.06	7.18	503	7	305	2	760	6	36	0.6	3.0	1.0	2	Nil				75	Plant Under Rehabilitation	25MGD Najafgarh SPS
31	Rithala	Rithala Ph-I	40	ASP	Ms WA TECH BABAG LTD.	Disc Filter	Chlorination	10	10	50	5	2	100	01.03.2025	41.68	7.37	7.58	304	9	162	8	404	36	21	3.0	3.9	0.8	2.4	0.4	-	-	-	-	Plant Under trial run	
32		Rithala Ph-II	40	ASP	SUEZ India Pvt. Ltd.	Disc Filter	UV	10	10	50	5	2	230	01.03.2025	36.1	7.38	7.59	420	10	200	9	512	37	21	8.0	3.4	0.7	2	0.8	-	-	-	-		
33	Rohini Sec-25	Rohini	15	ASP	Ms Dinesh Chandra Rohini project pvt. Ltd .	-	UV	10	10	50	5	2	230	01.03.2025	12.89	6.89	7.02	640	10	293	7	728	24	30	0.5	4.0	1.5	-	-	-	-	-	-		
34	Yamuna Vihar	Yamuna Vihar Ph-I	10	ASP	DJB	-	-	50	30	250	50	5	-	01.03.2025	9.98	7.20	7.50	320	21	186	14	608	40	32	22.0	3.7	1.3	4.8	1.8	24x10^13	15x10^8	28x10^11	15x10^7		Ghonda-I SPS, Ghonda – II SPS Zafrabad SPS, Brahampuri SPS Yamuna Vihar SPS, Ghonda-I SPS Ghonda – II SPS, Zafrabad SPS Brahampuri SPS, Yamuna Vihar SPS
35		Yamuna Vihar Ph-II	15	ASP(IFAS)	M/s SIPL-RKC JV	Disc Filter	UV	10	10	50	5	2	230	01.03.2025	14.35	7.30	7.50	308	19	181	13	590	35	30	15.0	3.5	0.8	4.4	1.4		12x10^8		11x10^7	Plant Under Rehabilitation	
36		Yamuna Vihar Ph-III	25	ASP	M/s Joly & joly	-	-	30	20	-	-	-	-	01.03.2025	27.19	7.20	7.50	416	26	221	18	698	54	38	24.0	4.2	2.0	6.2	3		21x10^9		20x10^6		
37		Sonia Vihar	7											-	-	-	-	-	-	-	-	-	-	-	-	-	-	-	-	-	-	-	-	Under Construction	
		Total Treatment	**749.26**																																

	Plant not meeting standard as per design parameter	BDL: Below detection limit ND: Not Detectable

Total No of operational plant	37
Total No of Plant Under rehabilitation	1
Outlet Sample collected	35
Plant Under Unfit (As per design)	14
Plant Under fit	21
%Unfit	40
%fit	60

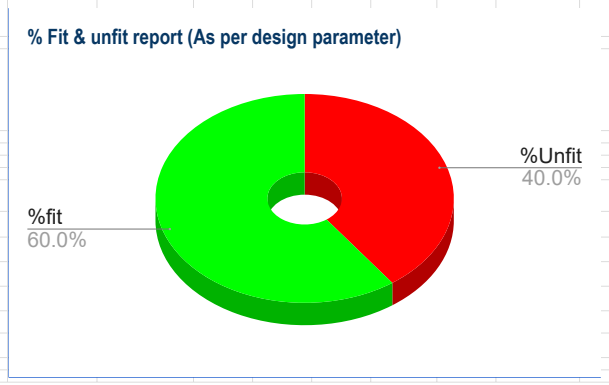

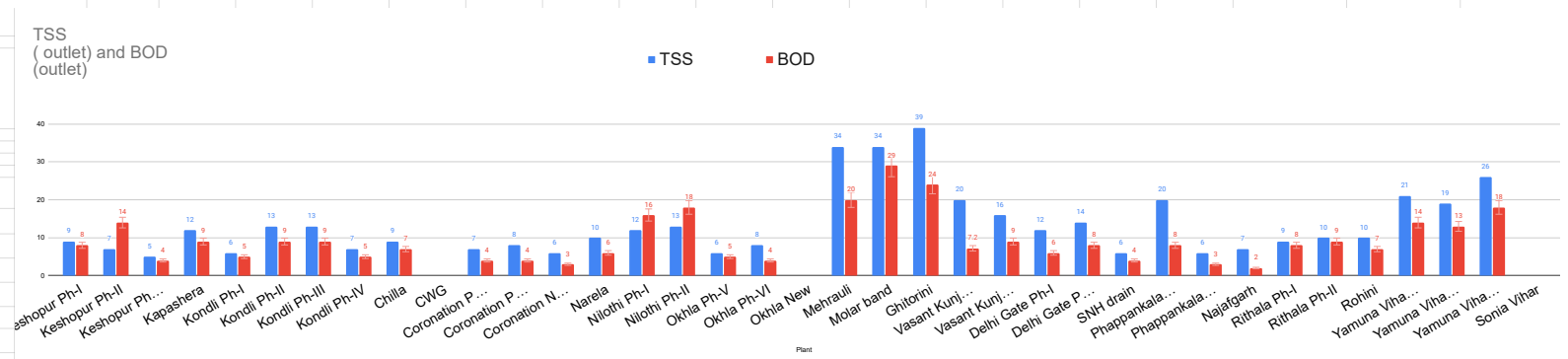

DELHI JAL BOARD

DAILY ANALYSIS REPORT OF ALL SEWAGE TREATMENT PLANT

DATE OF ANALYSIS : 02.03.2025

S.No.	Lab	Plant (STP)	Capacity (MGD)	Technology	Operator	Tertiary System	Disinfectent Type	Design Parameter(mg/l) TSS	BOD	COD	Ammonical-N	Phosphate-P	Outlet MPN (F.Coli) 100ml	Date of Analysis	Average Daily Flow (MGD)	pH (inlet) -	pH (oulet) -	TSS (inlet) mg/l	TSS (outlet) mg/l	BOD (inlet) mg/l	BOD (outlet) mg/l	COD (inlet) mg/l	COD (outlet) mg/l	Ammonical nitrogen (Inlet) mg/l	Ammonical nitrogen (Outlet) mg/l	Ortho phosphate (inlet) mg/l	Ortho phosphate (outlet) mg/l	Sulphide (Inlet) mg/l	Sulphide (Outlet) mg/l	Inlet MPN (T.Coli) 100ml	Outlet MPN (T.Coli) 100ml	Inlet MPN (F.Coli) 100ml	Outlet MPN (F.Coli) 100ml	Remarks	Feed SPS
1		Keshopur Ph-I	12	ASP	VA-TECH WABAG LTD.	-	Chlorination	30	20	250	50	5	230	01.03.2025	-	7.09	7.46	149	9	167	8	358	18	29.3	5.6	5.3	3.0	5	Nil	24×10^8	4600	24×10^7	2100		Uttam Nagar SPS Possangipur SPS Keshopur ISP
2	Keshopur	Keshopur Ph-II	20	ASP	Ayaappa Pvt.Ltd	-	UV (Not Started)	50	30	250	50	5	-	01.03.2025	-	7.31	7.44	446	7	270	14	726	31	22.3	5.2	4.2	0.6	1.33	Nil					Plant is under rehabilitation and running with 50% capacity.	
3		Keshopur Ph-III	40	ASP	Ayaappa Pvt.Ltd	-	UV (Not Started)	50	30	250	50	5	-	01.03.2025	-	7.26	7.51	390	5	260	4	705	13	22.6	0.1	1.2	3.3	2.4	Nil					under rehabilitation state and running with 50% capacity.	
4		Kapashera	5	SBR	TRIVENI	-	UV	10	10	50	5	2	230	01.03.2025		6.94	7.53	2557	**12**	900	9	3030	29	87	**30.0**	7.0	**6.9**	2.7	Nil				1100		Rajokari SPS, Rankpuri SPS, Kapashera SPS, Dundahera SPS
5		Kondli Ph-I	10	ASP	Triveni Pvt. Ltd	RGF	Chlorination	10	10	50	5	2	230	02.03.2025	10	7.00	7.40	316	7	155	6	475	12	30	0.5	3.0	1.0	5.4	Nil						Preet Vihar, Jagriti Enclave, Geeta Colony, Mandawali, Kalyanpuri, New Kalyanpuri,, Dallupura , Gharoli
6		Kondli Ph-II	25	ASP	Triveni Pvt. Ltd	RGF	Chlorination	10	10	50	5	2	230	02.03.2025	25	7.00	7.60	316	9	155	5	475	15	30	5.5	3.0	1.5	5.4	Nil						
7	Kondli	Kondli Ph-III	10	ASP	Triveni Pvt. Ltd	RGF	Chlorination	10	10	50	5	2	230	02.03.2025	10	7.00	7.60	316	9	155	5	475	15	30	5.5	3.0	1.5	5.4	Nil					-	
8		Kondli Ph-IV	45	ASP(IFAS)	Ayaappa Pvt.Ltd	Disc Filter	UV	10	10	50	5	2	230	02.03.2025	45	6.90	7.50	342	8	157	6	490	14	32	3.0	3.5	1.2	6	Nil						
9		Chilla	9	Combitreat-ISBR	HNB Engineers		not installed, but compliance<=230	10	10	50	5	2	230	17.02.2025	9	7.10	7.40	302	9	147	7	416	14	38	0.5	4.0	1.2	6	nil						Ghazipur drain
10		CWG	1	MBR	M/s Toshiba Water Soluti on Pvt. Ltd.	Membrane Filtration	Chlorination	10	10	50	5	2	230	17.02.2025	1	7.00	7.50	294	BDL	143	BDL	392	5	35	NIL	3.8	NIL	6.4	NIL						
11		Coronation Pillar Ph-II	20	ASP	DRA Infracom Pvt.Ltd.	-	UV (Not Started)	50	30	250	50	5	-	02.03.2025	12	7.20	7.40	264	9	155	5	304	15	18	0.5	2.4	1.0	3	0.4					Half stream of plant is Under Rehabilitation	
12	N.S.T.P.C.Pillar	Coronation Pillar Ph-III	10	ASP	DRA Infracom Pvt.Ltd.	-	UV	10	10	50	5	2	230	02.03.2025	9.5	7.30	7.60	192	7	119	3	262	12	17	0.8	3.0	1.2	2	0.5						
13		Coronation New	70	ASP	L&T Construction and PASSAVANT (JV)	-	Chlorination	10	10	50	5	2	230	02.03.2025	42.012	7.20	7.60	224	5	126	03	296	10	35	0.3	3.4	1.8	3.6	bdl					Poly dosing	
14		Narela	10	ASP	DRA Infracom Pvt. Ltd.	-	UV	10	10	50	5	2	230	28.02.2025	10.274	7.00	7.50	254	10	121	6	334	15	38	0.7	4.5	**2.5**	8.7	bdl						
15	Nilothi	Nilothi Ph-I	40	ASP	SUBHASH INFRA PVT. LTD	-	UV (Not Started)	50	30	250	50	5	-	01.03.2025	-	7.51	7.99	490	12	230	16	-	-	25	8.0	3.1	2.2	0.8	Nil					under rehabilitation state and running with 50% capacity.	Pratibha SPS, Bakkarwala SPS, Sayyad nangloi SPS
16		Nilothi Ph-II	20	ASP	VEOLIA INDIA	Disc Filter	Chlorination	10	10	50	5	2	230	01.03.2025	-	7.35	7.66	398	**13**	195	**18**	-	-	30	**12.0**	3.2	**2.3**	0.7	Nil						DDA SPS,IST New SPS, Sayyad nangloi SPS
17		Okhla Ph-V	16	ASP	DJB	-	not installed, but compliance<=230	50	30	250	50	5	230	02.03.2025	-	7.20	7.60	280	8	210	4.3	-	-	42	3.1	2.4	0.3			24x10^13	21x10^4	24x10^13	93x10^3	**PAC Dosing**	
18		Okhla Ph-VI	30	ASP	SUEZ India Pvt. Ltd.	-	Chlorination	10	10	50	5	2	230	02.03.2025	-	7.20	7.40	314	6	310	5.8	-	-	44	2.8	2.8	0.0			24x10^14	93	24x10^14	23		
19		Okhla New	124											-	-	-	-	-	-	-	-	-	-	-	-	-	-	-	-	-	-	-	-	Plant Under trial run	
20		Mehrauli	5	Extended Aeration	DJB	-	-	50	30	250	50	5	-	15.02.2025	-	7.00	7.60	252	34	195	20	435	79	41	30.0	2.2	1.1			24 x 10^15	46 x 10^4				
21		Molar band	0.66	Fluidized Aerobic Bed	DJB	-	-	50	30	250	50	5	-	06.02.2025	-	7.20	7.30	310	34	245	29	-	-	45	31.0	3.2	1.2			93 x 10^12	24 x 10^5				
22	Okhla	Ghitorini	5	ASP	DJB	-	-	30	20	250	50	5	-	15.02.2025	-	7.20	7.30	300	**39**	230	24	520	95	45	37.0	3.1	1.6			24 x 10^15	24 x 10^5				
23		Vasant Kunj Ph-I	2.2	Extended Aeration	DJB	-	-	50	30	250	50	5	-	15.02.2025	-	7.10	7.30	264	20	205	7.2	450	52	44	26.0	2.5	1.0			21 x 10^14	46 x 10^4				
24		Vasant Kunj Ph-II	3	Extended Aeration	DJB	-	-	50	30	250	50	5	-	15.02.2025	-	7.20	7.50	278	16	210	9	475	37	40	16.0	2.4	1.2			24 x 1015	24 x 10^5				
25		Delhi Gate Ph-I	2.2	Biofor and dansadeg	Degramoent	-	not installed, but compliance<=230	10	10	50	5	2	230	31.01.2025	-	7.10	7.50	170	**12**	143	6	-	-	42	**12.0**	1.8	0.6								
26		Delhi Gate Ph-II	15	Biofor and dansadeg	Degramoent	-	Chlorination	10	10	50	5	2	230	31.01.2025	-	7.30	7.60	170	**14**	140	8	-	-	46	**20.0**	2.6	2.0								
27		SNH drain	2.2	Biofor and dansadeg	Degramoent	-	not installed, but compliance<=230	10	10	50	5	2	230	31.01.2025	-	7.40	7.50	314	6	210	4	-	-	40	**10.0**	2.6	0.8								
28		Phappankalan Ph-I	20	ASP	SUBHASH INFRA PVT. LTD	-	UV (Not Started)	50	30	250	50	5	-	01.03.2025	-	7.51	7.57	240	20	170	8	377	25	20	0.2	3.2	3.0	2.7	0					Plant is under Rehabilitation	Dwarka Sector-7, Dwarka Sector 11, Dwarka Sector 16, Dawrka Sector 24,
29	Pappankalan	Phappankalan Ph-II	20	ASP	VA-TECH WABAG LTD.	Media Filtration	Chlorination	10	10	50	5	2	230	01.03.2025	-	7.51	7.45	240	6	170	3	377	12	20	0.1	3.2	**2.7**	2.7	0						
30		Najafgarh	5	ASP	Ayaappa Pvt.Ltd.	-	UV	10	10	50	5	2	230	28.02.2025	-	7.06	7.18	503	7	305	2	760	6	36	0.6	3.0	1.0	2	Nil				75	Plant Under Rehabilitation	25MGD Najafgarh SPS
31	Rithala	Rithala Ph-I	40	ASP	Ms WA TECH BABAG LTD.	Disc Filter	Chlorination	10	10	50	5	2	100	02.03.2025	41.35	7.40	7.59	280	9	158	8	396	37	29	5.0	3.8	1.0	2	0.4	-	-	-	-	Plant Under trial run	
32		Rithala Ph-II	40	ASP	SUEZ India Pvt. Ltd.	Disc Filter	UV	10	10	50	5	2	230	02.03.2025	36.14	7.46	7.64	396	8	198	7	494	36	29	4.0	4.0	0.4	3.2	0.8	-	-	-	-		
33	Rohini Sec-25	Rohini	15	ASP	Ms Dinesh Chandra Rohini project pvt. Ltd .	-	UV	10	10	50	5	2	230	02.03.2025	9.86	7.15	7.20	284	8	155	5	392	20	35	0.5	5.0	1.2	-	-	-	-	-	-		
34		Yamuna Vihar Ph-I	10	ASP	DJB	-	-	50	30	250	50	5	-	02.03.2025	10.55	7.20	7.40	320	18	227	14	608	32	33	22.0	3.9	1.2	5	2	24x10^13	21x10^7	28x10^11	27x10^6		Ghonda-I SPS, Ghonda – II SPS Zafrabad SPS, Brahampuri SPS
35	Yamuna Vihar	Yamuna Vihar Ph-II	15	ASP(IFAS)	M/s SIPL-RKC JV	Disc Filter	UV	10	10	50	5	2	230	02.03.2025	14.8	7.30	7.50	328	**16**	200	**11**	622	28	31	**14.0**	3.6	1.0	4.6	1.6	24x10^13	15x10^7	27x10^11	20x10^6	Plant Under Rehabilitation	Yamuna Vihar SPS, Ghonda-I SPS
36		Yamuna Vihar Ph-III	25	ASP	M/s Joly & joly	-	-	30	20	-	-	-	-	02.03.2025	26.87	7.40	7.60	548	25	298	19	812	52	38	26.0	4.4	2.1	6.4	3.2	24x10^15	12x10^8	15x10^13	27x10^7		Ghonda – II SPS, Zafrabad SPS Brahampuri SPS, Yamuna Vihar SPS
37		Sonia Vihar	7											-	-	-	-	-	-	-	-	-	-	-	-	-	-	-	-	-	-	-	-	Under Construction	
		Total Treatment	**749.26**																																

Plant not meeting standard as per design parameter	BDL: Below detection limit ND: Not Detectable

Total No of operational plant	37
Total No of Plant Under rehabilitation	1
Outlet Sample collected	35
Plant Under Unfit (As per design)	14
Plant Under fit	21
%Unfit	40
%fit	60

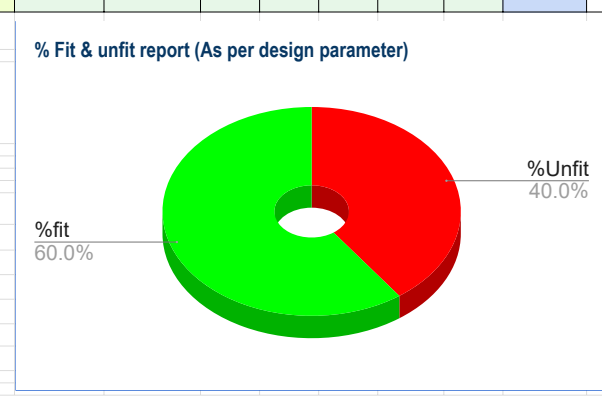

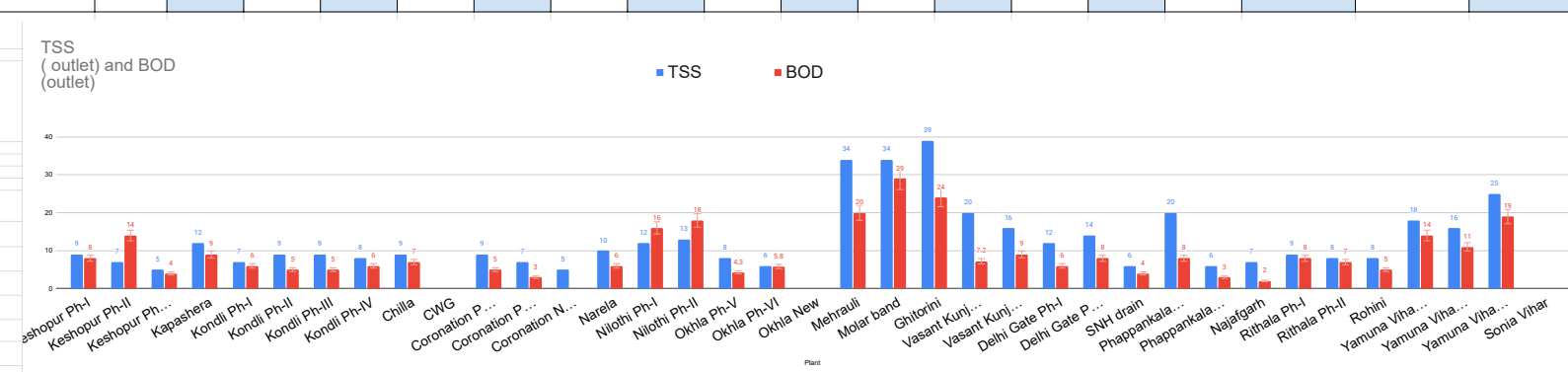

DELHI JAL BOARD

DAILY ANALYSIS REPORT OF ALL SEWAGE TREATMENT PLANT

DATE OF ANALYSIS : 03.03.2025

S.No.	Lab	Plant (STP)	Capacity (MGD)	Technology	Operator	Tertiary System	Disinfectent Type	Design Parameter(mg/l) TSS	BOD	COD	Ammonical N	Phosphate-P	Outlet MPN (F.Coli) 100ml	Date of Analysis	Average Daily Flow (MGD)	pH (inlet)	pH (oulet)	TSS (inlet) mg/l	TSS (outlet) mg/l	BOD (inlet) mg/l	BOD (outlet) mg/l	COD (inlet) mg/l	COD (outlet) mg/l	Ammonical nitrogen (Inlet) mg/l	Ammonical nitrogen (Outlet) mg/l	Ortho phosphate (inlet) mg/l	Ortho phosphate (outlet) mg/l	Sulphide (Inlet) mg/l	Sulphide (Outlet) mg/l	Inlet MPN (T.Coli) 100ml	Outlet MPN (T.Coli) 100ml	Inlet MPN (F.Coli) 100ml	Outlet MPN (F.Coli) 100ml	Remarks	Feed SPS
1	Keshopur	Keshopur Ph-I	12	ASP	VA-TECH WABAG LTD.	-	Chlorination	30	20	250	50	5	230	03.03.2025	-	7.14	7.29	103	5	173	4	329	12	38	6.0	3.6	3.2	5.2	Nil						Uttam Nagar SPS Pasangpur SPS Keshopur ISP
2		Keshopur Ph-II	20	ASP	Ayaappa Pvt.Ltd	-	UV (Not Started)	50	30	250	50	5	-	03.03.2025	-	7.30	7.34	389	33	246	27	610	41	34	2.2	3.9	0.4	1.33	Nil	24×10^9	24×10^4	24×10^8	46000	Plant is under rehabilitation and running with 50% capacity.	
3		Keshopur Ph-III	40	ASP	Ayaappa Pvt.Ltd	-	UV (Not Started)	50	30	250	50	5	-	03.03.2025	-	7.25	7.45	313	6	245	3	583	14	32.5	0.2	3.9	2.0	2.3	Nil					under rehabilitation state and running with 50% capacity.	
4		Kapashera	5	SBR	TRIVENI	-	UV	10	10	50	5	2	230	01.03.2025	-	6.94	7.53	2557	12	900	9	3030	29	87	30.0	7.0	6.9	2.7	Nil				1100		Rajokari SPS, Rankpuri SPS, Kapashera SPS, Dundahera SPS
5	Kondli	Kondli Ph-I	10	ASP	Triveni Pvt. Ltd	RGF	Chlorination	10	10	50	5	2	230	03.03.2025	10	7.00	7.40	316	7	155	6	475	12	30	0.5	3.0	1.0	5.4	Nil						Preet Vihar, Jagriti Enclave, Geeta Colony, Mandawali, Kalyanpuri, New Kalyanpuri, Dallupura , Gharoli
6		Kondli Ph-II	25	ASP	Triveni Pvt. Ltd	RGF	Chlorination	10	10	50	5	2	230	03.03.2025	25	6.90	7.40	336	7	150	5	488	12	32	6.0	3.8	1 2	6.4	Nil						
7		Kondli Ph-III	10	ASP	Triveni Pvt. Ltd	RGF	Chlorination	10	10	50	5	2	230	03.03.2025	10	6.90	7.40	336	7	150	5	488	12	32	6.0	3.8	1.2	6.4	Nil					-	
8		Kondli Ph-IV	45	ASP(IFAS)	Ayaappa Pvt.Ltd	Disc Filter	UV	10	10	50	5	2	230	03.03.2025	45	6.90	7.50	318	9	163	7	470	16	30	4.0	3.5	1.5	6	0.8						
9		Chilla	9	Combitreat-ISBR	HNB Engineers		not installed, but compliance<=230	10	10	50	5	2	230	17.02.2025	9	7.10	7.40	302	9	147	7	416	14	38	0.5	4.0	1.2	6	nil						Ghazipur drain
10		CWG	1	MBR	M/s Toshiba Water Solutions Pvt. Ltd.	Membrane Filtration	Chlorination	10	10	50	5	2	230	17.02.2025	1	7.00	7.50	294	BDL	143	BDL	392	5	35	NIL	3.8	NIL	6.4	NIL						
11	N.S.T.P.C.Pillar	Coronation Pillar Ph-II	20	ASP	DRA Infracom Pvt.Ltd.	-	UV (Not Started)	50	30	250	50	5	-	03.03.2025	12	7.30	7.50	214	7	151	3	508	12	16	0.3	2.2	1.5	2.9	0.6					Half stream of plant is Under Rehabilitation	
12		Coronation Pillar Ph-III	10	ASP	DRA Infracom Pvt.Ltd.	-	UV	10	10	50	5	2	230	03.03.2025	9.5	7.30	7.60	154	8	94	4	371	15	18	0.7	3.0	2.5	3.2	0.9						
13		Coronation New	70	ASP	L&T Construction and PASSAVANT (JV)	-	Chlorination	10	10	50	5	2	230	03.03.2025	36.821	7.30	7.50	242	8	172	4	582	11	33	0.5	3.5	1.5	2.9	0.4					Poly dosing	
14		Narela	10	ASP	DRA Infracom Pvt. Ltd.	-	UV	10	10	50	5	2	230	03.03.2025	11.07	7.10	7.40	174	9	102	6	402	18	30	0.3	3.5	2.8	8.6	0.7						
15	Nilothi	Nilothi Ph-I	40	ASP	SUBHASH INFRA PVT. LTD	-	UV (Not Started)	50	30	250	50	5	-	03.03.2025	-	7.60	7.89	286	9	180	11	-	-	28	10.0	2.5	3.8	0.7	Nil					under rehabilitation state and running with 50% capacity.	Pratibha SPS, Bakkarwala SPS, Sayyad nangloi SPS
16		Nilothi Ph-II	20	ASP	VEOLIA INDIA	Disc Filter	Chlorination	10	10	50	5	2	230	03.03.2025	-	7.35	7.55	224	10	165	10	-	-	25	14.0	2.6	1.2	1.2	Nil						DDA SPS,IST New SPS, Sayyad nangloi SPS
17	Okhla	Okhla Ph-V	16	ASP	DJB	-	not installed, but compliance<=230	50	30	250	50	5	230	03.03.2025	-	7.20	7.50	248	6	210	6.3	-	-	40	3.0	2.2	1.0			43x10^11	24x10^4	7.3x10^11	9.1x10^3	PAC Dosing	
18		Okhla Ph-VI	30	ASP	SUEZ India Pvt. Ltd.	-	Chlorination	10	10	50	5	2	230	03.03.2025	-	7.00	7.60	326	4	250	5.3	-	-	44	2.9	2.0	1.8			46x10^13	2400	15x10^12	2400		
19		Okhla New	124											-	-	-	-	-	-	-	-	-	-	-	-	-	-	-	-	-	-	-	-	Plant Under trial run	
20		Mehrauli	5	Extended Aeration	DJB	-	-	50	30	250	50	5	-	15.02.2025	-	7.00	7.60	252	34	195	20	435	79	41	30.0	2.2	1.1			24 x 10^15	46 x 10^4				
21		Molar band	0.66	Fluidized Aerobic Bed	DJB	-	-	50	30	250	50	5	-	06.02.2025	-	7.20	7.30	310	34	245	29	-	-	45	31.0	3.2	1.2			93 x 10^12	24 x 10^5				
22		Ghitorini	5	ASP	DJB	-	-	30	20	250	50	5	-	15.02.2025	-	7.20	7.30	300	39	230	24	520	95	45	37.0	3.1	1.6			24 x 10^15	24 x 10^5				
23		Vasant Kunj Ph-I	2.2	Extended Aeration	DJB	-	-	50	30	250	50	5	-	15.02.2025	-	7.10	7.30	264	20	205	7.2	450	52	44	26.0	2.5	1.0			21 x 10^14	46 x 10^4				
24		Vasant Kunj Ph-II	3	Extended Aeration	DJB	-	-	50	30	250	50	5	-	15.02.2025	-	7.20	7.50	278	16	210	9	475	37	40	16.0	2.4	1.2			24 x 1015	24 x 10^5				
25		Delhi Gate Ph-I	2.2	Biofor and dansadeg	Degramoent	-	not installed, but compliance<=230	10	10	50	5	2	230	31.01.2025	-	7.10	7.50	170	12	143	6	-	-	42	12.0	1.8	0.6								
26		Delhi Gate Ph-II	15	Biofor and dansadeg	Degramoent	-	Chlorination	10	10	50	5	2	230	31.01.2025	-	7.30	7.60	170	14	140	8	-	-	46	20.0	2.6	2.0								
27		SNH drain	2.2	Biofor and dansadeg	Degramoent	-	not installed, but compliance<=230	10	10	50	5	2	230	31.01.2025	-	7.40	7.50	314	6	210	4	-	-	40	10.0	2.6	0.8								
28	Pappankalan	Phappankalan Ph-I	20	ASP	SUBHASH INFRA PVT. LTD	-	UV (Not Started)	50	30	250	50	5	-	03.03.2025	-	7.86	7.78	370	15	-	-	476	31	25	0.2	3.8	3.2	4.4	Nil			35*10^8	4200	Plant is under Rehabilitation	Dwarka Sector-7, Dwarka Sector 11, Dwarka Sector 16, Dawrka Sector 24,
29		Phappankalan Ph-II	20	ASP	VA-TECH WABAG LTD.	Media Filtration	Chlorination	10	10	50	5	2	230	03.03.2025	-	7.86	8.10	370	11	-	-	476	14	25	0.3	3.8	2.8	4.4	0.1			35*10^8	290		
30		Najafgarh	5	ASP	Ayaappa Pvt.Ltd.	-	UV	10	10	50	5	2	230	28.02.2025	-	7.06	7.18	503	7	305	2	760	6	36	0.6	3.0	1.0	2	Nil				75	Plant Under Rehabilitation	29MGD Najafgarh SPS
31	Rithala	Rithala Ph-I	40	ASP	M/s WA TECH BABAG LTD.	Disc Filter	Chlorination	10	10	50	5	2	100	03.03.2025	41.19	7.46	7.56	432	8	203	7	527	35	30	3.0	4.0	0.7	4	1.2	-	-	-	-	Plant Under trial run	
32		Rithala Ph-II	40	ASP	SUEZ India Pvt. Ltd.	Disc Filter	UV	10	10	50	5	2	230	03.03.2025	34.8	7.40	7.65	272	9	153	7	380	36	24	5.0	4.0	0.7	3.2	0.8	-	-	-	-		
33	Rohini Sec-25	Rohini	15	ASP	M/s Dinesh Chandra Rohini project pvt. Ltd.	-	UV	10	10	50	5	2	230	03.03.2025	9.39	7.05	7.15	348	10	181	6	456	28	30	0.1	3.0	1.8	-	-	24x10^8+	2400+	24x10^8+	460		
34	Yamuna Vihar	Yamuna Vihar Ph-I	10	ASP	DJB	-	-	50	30	250	50	5	-	03.03.2025	8.9	7.20	7.40	408	22	232	15	614	51	30	22.0	3.3	1.2	4.8	1.8	11x10^13	29x10^7	28x10^11	27x10^6		Ghonda-I SPS, Ghonda – II SPS, Zafrabad SPS, Brahmpuri Nala
35		Yamuna Vihar Ph-II	15	ASP(IFAS)	M/s SIPL-RKC JV	Disc Filter	UV	10	10	50	5	2	230	03.03.2025	13.95	7.20	7.30	336	23	195	16	608	44	28	15.0	3.2	0.8	4.2	1.4	24x10^13	21x10^7	35x10^11	15x10^6	Plant Under Rehabilitation	Yamuna Vihar SPS, Ghonda-I SPS, Ghonda – II SPS, Zafrabad SPS, Brahmpuri SPS, Yamuna Vihar SPS
36		Yamuna Vihar Ph-III	25	ASP	M/s Joly & joly	-	-	30	20	-	-	-	-	03.03.2025	27.19	7.30	7.60	480	28	292	20	748	54	35	24.0	4.1	1.8	5.8	2.8	11x10^15	21x10^8	21x10^13	20x10^7		
37		Sonia Vihar	7											-	-	-	-	-	-	-	-	-	-	-	-	-	-	-	-	-	-	-	-	Under Construction	

Total Treatment	749.26

	Plant not meeting standard as per design parameter

BDL: Below detection limit
ND: Not Detectable

Total No of operational plant	37
Total No of Plant Under rehabilitation	1
Outlet Sample collected	35
Plant Under Unfit (As per design)	12
Plant Under fit	23
%Unfit	34
%fit	66

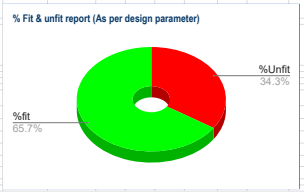

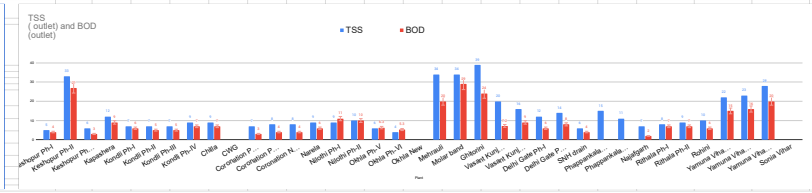

DELHI JAL BOARD

DAILY ANALYSIS REPORT OF ALL SEWAGE TREATMENT PLANT

DATE OF ANALYSIS : 04.03.2025

S.No.	Lab	Plant (STP)	Capacity (MGD)	Technology	Operator	Tertiary System	Disinfectent Type	Design Parameter(mg/l) TSS	BOD	COD	Ammonical N	Phosphate-P	Outlet MPN (F.Coli) 100ml	Date of Analysis	Average Daily Flow (MGD)	pH (inlet)	pH (oulet)	TSS (inlet)	TSS (outlet)	BOD (inlet)	BOD (outlet)	COD (inlet)	COD (outlet)	Ammonical nitrogen (Inlet)	Ammonical nitrogen (Outlet)	Ortho phosphate (inlet)	Ortho phosphate (outlet)	Sulphide (Inlet)	Sulphide (Outlet)	Inlet MPN (T.Coli) 100ml	Outlet MPN (T.Coli) 100ml	Inlet MPN (F.Coli) 100ml	Outlet MPN (F.Coli) 100ml	Remarks	Feed SPS
			(MGD)					TSS	BOD	COD	Ammonical N	Phosphate-P	100ml			-	-	mg/l	mg/l	mg/l	mg/l	mg/l	mg/l	mg/l	mg/l	mg/l	mg/l	mg/l	mg/l	100ml	100ml	100ml	100ml		
1	Keshopur	Keshopur Ph-I	12	ASP	VA-TECH WABAG LTD.	-	Chlorination	30	20	250	50	5	230	04.03.2025	-	7.17	7.41	262	4	181	3	390	12	23.9	10.6	3.8	3.2	2.7	Nil						Uttam Nagar SPS Pasangpur SPS Keshopur ISP
2		Keshopur Ph-II	20	ASP	Ayaappa Pvt.Ltd	-	UV (Not Started)	50	30	250	50	5	-	04.03.2025	-	7.27	7.39	304	15	227	23	536	41	25.9	4.8	3.9	1.2	1.1	Nil					Plant is under rehabilitation and running with 50% capacity.	
3		Keshopur Ph-III	40	ASP	Ayaappa Pvt.Ltd	-	UV (Not Started)	50	30	250	50	5	-	04.03.2025	-	7.25	7.42	443	5	300	3	710	15	25.3	0.1	3.8	1.0	3.6	Nil	24×10^10	24×10^5	24×10^9	24×10^4	under rehabilitation state and running with 50% capacity.	
4		Kapashera	5	SBR	TRIVENI	-	UV	10	10	50	5	2	230	01.03.2025	-	6.94	7.53	2557	12	900	9	3030	29	87	30.0	7.0	6.9	2.7	Nil				1100		Rajokari SPS, Rankpuri SPS, Kapashera SPS, Dundahera SPS
5	Kondli	Kondli Ph-I	10	ASP	Triveni Pvt. Ltd	RGF	Chlorination	10	10	50	5	2	230	04.03.2025	10	7.10	7.40	306	8	148	6	465	14	28	0.4	4.0	1.6	5.6	Nil						Preet Vihar, Jagriti Enclave, Geeta Colony, Mandawali, Kalyanpuri, New Kalyanpuri, Dallupura , Gharoli
6		Kondli Ph-II	25	ASP	Triveni Pvt. Ltd	RGF	Chlorination	10	10	50	5	2	230	04.03.2025	25	7.10	7.50	306	9	148	6	465	10	28	4.5	4.0	2.0	5.6	Nil						
7		Kondli Ph-III	10	ASP	Triveni Pvt. Ltd	RGF	Chlorination	10	10	50	5	2	230	04.03.2025	10	7.10	7.50	306	9	148	6	465	10	28	4.5	4.0	2.0	5.6	Nil					-	
8		Kondli Ph-IV	45	ASP(IFAS)	Ayaappa Pvt.Ltd	Disc Filter	UV	10	10	50	5	2	230	04.03.2025	45	7.00	7.40	310	7	157	5	480	14	32	3.5	4.2	1.0	5.8	Nil						
9		Chilla	9	Combitreat-ISBR	HNB Engineers		not installed, but compliance<=230	10	10	50	5	2	230	17.02.2025	9	7.10	7.40	302	9	147	7	416	14	38	0.5	4.0	1.2	6	nil						Ghazipur drain
10		CWG	1	MBR	M/s Toshiba Water Soluti on Pvt. Ltd.	Membrane Filtration	Chlorination	10	10	50	5	2	230	17.02.2025	1	7.00	7.50	294	BDL	143	BDL	392	5	35	NIL	3.8	NIL	6.4	NIL						
11	N.S.T.P.C.Pillar	Coronation Pillar Ph-II	20	ASP	DRA Infracom Pvt.Ltd.	-	UV (Not Started)	50	30	250	50	5	-	04.03.2025	8	7.30	7.60	228	5	128	3	293	11	17	0.2	2.5	0.6	2.7	0.5					Half stream of plant is Under Rehabilitation	
12		Coronation Pillar Ph-III	10	ASP	DRA Infracom Pvt.Ltd.	-	UV	10	10	50	5	2	230	04.03.2025	9.5	7.30	7.50	178	7	86	4	287	15	15	0.5	2.0	2.3	2.8	0.7						
13		Coronation New	70	ASP	L&T Construction and PASSAVANT (JV)	-	Chlorination	10	10	50	5	2	230	04.03.2025	44.566	7.30	7.50	252	6	156	3	376	10	30	0.2	2.5	0.5	3.1	0.3					Poly dosing	
14		Narela	10	ASP	DRA Infracom Pvt. Ltd.	-	UV	10	10	50	5	2	230	03.03.2025	11.07	7.10	7.40	174	9	102	6	402	18	30	0.3	3.5	2.8	8.6	0.7						
15	Nilothi	Nilothi Ph-I	40	ASP	SUBHASH INFRA PVT. LTD	-	UV (Not Started)	50	30	250	50	5	-	04.03.2025	-	7.45	7.85	420	19	200	16	-	-	25	12.0	3.1	3.9	1	Nil					under rehabilitation state and running with 50% capacity.	Pratibha SPS, Bakkarwala SPS, Sayyad nangloi SPS
16		Nilothi Ph-II	20	ASP	VEOLIA INDIA	Disc Filter	Chlorination	10	10	50	5	2	230	04.03.2025	-	7.28	7.65	504	12	220	14	-	-	30	14.0	3.0	2.0	0.8	Nil						DDA SPS,IST New SPS, Sayyad nangloi SPS
17	Okhla	Okhla Ph-V	16	ASP	DJB	-	not installed, but compliance<=230	50	30	250	50	5	230	04.03.2025	-	7.20	7.50	260	7	300	6.6	-	-	42	2.8	2.4	2.0			15x10^12	46x10^4	3.6x10^12	3.6	PAC Dosing	
18		Okhla Ph-VI	30	ASP	SUEZ India Pvt. Ltd.	-	Chlorination	10	10	50	5	2	230	04.03.2025	-	7.10	7.60	390	10	225	5.1	-	-	44	24.0	2.6	2.8			11x10^14	3.6	28x10^12	3.6		
19		Okhla New	124											-	-	-	-	-	-	-	-	-	-	-	-	-	-	-	-	-	-	-	-	Plant Under trial run	
20		Mehrauli	5	Extended Aeration	DJB	-	-	50	30	250	50	5	-	15.02.2025	-	7.00	7.60	252	34	195	20	435	79	41	30.0	2.2	1.1			24 x 10^15	46 x 10^4				
21		Molar band	0.66	Fluidized Aerobic Bed	DJB	-	-	50	30	250	50	5	-	06.02.2025	-	7.20	7.30	310	34	245	29	-	-	45	31.0	3.2	1.2			93 x 10^12	24 x 10^5				
22		Ghitorini	5	ASP	DJB	-	-	30	20	250	50	5	-	15.02.2025	-	7.20	7.30	300	39	230	24	520	95	45	37.0	3.1	1.6			24 x 10^15	24 x 10^5				
23		Vasant Kunj Ph-I	2.2	Extended Aeration	DJB	-	-	50	30	250	50	5	-	15.02.2025	-	7.10	7.30	264	20	205	7.2	450	52	44	26.0	2.5	1.0			21 x 10^14	46 x 10^4				
24		Vasant Kunj Ph-II	3	Extended Aeration	DJB	-	-	50	30	250	50	5	-	15.02.2025	-	7.20	7.50	278	16	210	9	475	37	40	16.0	2.4	1.2			24 x 1015	24 x 10^5				
25		Delhi Gate Ph-I	2.2	Biofor and dansadeg	Degramoent	-	not installed, but compliance<=230	10	10	50	5	2	230	31.01.2025	-	7.10	7.50	170	12	143	6	-	-	42	12.0	1.8	0.6								
26		Delhi Gate Ph-II	15	Biofor and dansadeg	Degramoent	-	Chlorination	10	10	50	5	2	230	31.01.2025	-	7.30	7.60	170	14	140	8	-	-	46	20.0	2.6	2.0								
27		SNH drain	2.2	Biofor and dansadeg	Degramoent	-	not installed, but compliance<=230	10	10	50	5	2	230	31.01.2025	-	7.40	7.50	314	6	210	4	-	-	40	10.0	2.6	0.8								
28	Pappankalan	Phappankalan Ph-I	20	ASP	SUBHASH INFRA PVT. LTD	-	UV (Not Started)	50	30	250	50	5	-	04.03.2025	-	8.09	7.81	266	16	-	-	378	50	25	0.2	3.0	2.8	3.2	0					Plant is under Rehabilitation	Dwarka Sector-7, Dwarka Sector 11, Dwarka Sector 16, Dawrka Sector 24,
29		Phappankalan Ph-II	20	ASP	VA-TECH WABAG LTD.	Media Filtration	Chlorination	10	10	50	5	2	230	04.03.2025	-	8.09	8.15	266	8	-	-	378	33	25	0.2	3.0	2.2	3.2	0.3						
30		Najafgarh	5	ASP	Ayaappa Pvt.Ltd.	-	UV	10	10	50	5	2	230	28.02.2025	-	7.06	7.18	503	7	305	2	760	6	36	0.6	3.0	1.0	2	Nil				75	Plant Under Rehabilitation	29MGD Najafgarh SPS
31	Rithala	Rithala Ph-I	40	ASP	Ms WA TECH BABAG LTD.	Disc Filter	Chlorination	10	10	50	5	2	100	04.03.2025	42.35	7.44	7.62	344	9	180	8	449	37	27	4.0	3.9	0.9	3.2	0.4	-	-	24 x 10^6+	95	Plant Under trial run	
32		Rithala Ph-II	40	ASP	SUEZ India Pvt. Ltd.	Disc Filter	UV	10	10	50	5	2	230	04.03.2025	30.34	7.45	7.64	340	9	175	8	443	36	24	8.0	3.8	0.5	3.6	0.4	-	-	24 x 10^6+	43		
33	Rohini Sec-25	Rohini	15	ASP	Ms Dinesh Chandra Rohini project pvt. Ltd.	-	UV	10	10	50	5	2	230	04.03.2025	9.5	7.05	7.12	324	9	171	5	432	24	32	0.4	5.5	0.8	-	-	-	-	-	-		
34	Yamuna Vihar	Yamuna Vihar Ph-I	10	ASP	DJB	-	-	50	30	250	50	5	-	04.03.2025	10.9	7.20	7.40	352	21	224	13	642	40	30	21.0	3.8	1.3	5.2	2	24x10^13	15x10^7	12x10^11	20x10^6		Ghonda-I SPS, Ghonda – II SPS
35		Yamuna Vihar Ph-II	15	ASP(IFAS)	M/s SIPL-RKC JV	Disc Filter	UV	10	10	50	5	2	230	04.03.2025	14.95	7.30	7.50	348	20	215	14	632	36	29	17.0	3.5	1.0	4.8	1.8	11x10^13	44x10^7	36x10^11	28x10^6	Plant Under Rehabilitation	Zafrabad SPS, Brahmpuri Nala Yamuna Vihar SPS, Ghonda-I SPS
36		Yamuna Vihar Ph-III	25	ASP	M/s Joly & joly	-	-	30	20	-	-	-	-	04.03.2025	27.45	7.40	7.60	400	40	250	28	714	78	35	24.0	4.1	1.8	6.8	3.4	24x10^13	21x10^6	93x10^11	42x10^6		Ghonda – II SPS, Zafrabad SPS, Brahmpuri SPS, Yamuna Vihar SPS
37		Sonia Vihar	7											-	-	-	-	-	-	-	-	-	-	-	-	-	-	-	-	-	-	-	-	Under Construction	

Total Treatment	**749.26**

	Plant not meeting standard as per design parameter

BDL: Below detection limit
ND: Not Detectable

Total No of operational plant	37
Total No of Plant Under rehabilitation	1
Outlet Sample collected	35
Plant Under Unfit (As per design)	14
Plant Under fit	21
%Unfit	40
%fit	60

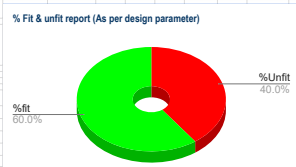

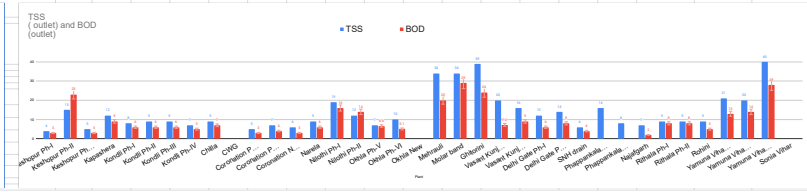

DELHI JAL BOARD

DAILY ANALYSIS REPORT OF ALL SEWAGE TREATMENT PLANT

DATE OF ANALYSIS : 05.03.2025

S.No.	Lab	Plant (STP)	Capacity (MGD)	Technology	Operator	Tertiary System	Disinfectent Type	Design Parameter(mg/l) TSS	BOD	COD	Ammonical N	Phosphate-P	Outlet MPN (F.Coli) 100ml	Date of Analysis	Average Daily Flow (MGD)	pH (inlet)	pH (oulet)	TSS (inlet)	TSS (outlet)	BOD (inlet)	BOD (outlet)	COD (inlet)	COD (outlet)	Ammonical nitrogen (Inlet)	Ammonical nitrogen (Outlet)	Ortho phosphate (inlet)	Ortho phosphate (outlet)	Sulphide (Inlet)	Sulphide (Outlet)	Inlet MPN (T.Coli) 100ml	Outlet MPN (T.Coli) 100ml	Inlet MPN (F.Coli) 100ml	Outlet MPN (F.Coli) 100ml	Remarks	Feed SPS
			(MGD)													-	-	mg/l	mg/l	mg/l	mg/l	mg/l	mg/l	mg/l	mg/l	mg/l	mg/l	mg/l	mg/l						
1	Keshopur	Keshopur Ph-I	12	ASP	VA-TECH WABAG LTD.	-	Chlorination	30	20	250	50	5	230	05.03.2025		7.21	7.38	310	4	206	3	550	12	27	7.2	2.8	2.1	2.7	Nil	24×10^7	2400	24×10^6	2100		Ullam Nagar SPS Pasangpur SPS Keshopur ISP
2		Keshopur Ph-II	20	ASP	Ayaappa Pvt.Ltd	-	UV (Not Started)	50	30	250	50	5	-	05.03.2025		7.29	7.34	392	5	225	7	495	25	26	2.5	3.0	0.8	1	Nil					Plant is under rehabilitation and running with 50% capacity.	
3		Keshopur Ph-III	40	ASP	Ayaappa Pvt.Ltd	-	UV (Not Started)	50	30	250	50	5	-	05.03.2025		7.24	7.50	566	6	255	3	746	18	27	0.1	22.0	1.0	3.8	Nil					under rehabilitation state and running with 50% capacity.	
4		Kapashera	5	SBR	TRIVENI	-	UV	10	10	50	5	2	230	01.03.2025	-	6.94	7.53	2557	12	900	9	3030	29	87	30.0	7.0	6.9	2.7	Nil				1100		Rajokari SPS, Rankpuri SPS, Kapashera SPS, Dundahera SPS
5	Kondli	Kondli Ph-I	10	ASP	Triveni Pvt. Ltd	RGF	Chlorination	10	10	50	5	2	230	05.03.2025	10	7.00	7.60	292	7	145	5	470	12	30	0.8	4.2	1.8	5.6	0.4						Preet Vihar, Jagriti Enclave, Geeta Colony, Mandawali, Kalyanpuri, New Kalyanpuri, Dallupura , Gharoli
6		Kondli Ph-II	25	ASP	Triveni Pvt. Ltd	RGF	Chlorination	10	10	50	5	2	230	05.03.2025	25	7.00	7.50	292	8	145	7	470	15	30	5.0	4.2	1.2	5.6	Nil						
7		Kondli Ph-III	10	ASP	Triveni Pvt. Ltd	RGF	Chlorination	10	10	50	5	2	230	05.03.2025	10	7.00	7.50	292	8	145	7	470	15	30	5.0	4.2	1.2	5.6	Nil					-	
8		Kondli Ph-IV	45	ASP(IFAS)	Ayaappa Pvt.Ltd	Disc Filter	UV	10	10	50	5	2	230	05.03.2025	45	7.10	7.40	318	9	158	6	480	13	30	4.0	3.8	1.5	6.4	Nil						
9		Chilla	9	Combitreat-ISBR	HNB Engineers		not installed, but compliance<=230	10	10	50	5	2	230	17.02.2025	9	7.10	7.40	302	9	147	7	416	14	38	0.5	4.0	1.2	6	nil						Ghazipur drain
10		CWG	1	MBR	M/s Toshiba Water Soluti on Pvt. Ltd.	Membrane Filtration	Chlorination	10	10	50	5	2	230	17.02.2025	1	7.00	7.50	294	BDL	143	BDL	392	5	35	NIL	3.8	NIL	6.4	NIL						
11	N.S.T.P.C.Pillar	Coronation Pillar Ph-II	20	ASP	DRA Infracom Pvt.Ltd.	-	UV (Not Started)	50	30	250	50	5	-	05.03.2025	8	7.20	7.50	290	10	161	6	328	17	15	0.7	1.8	0.5	3.1	0.4					Half stream of plant is Under Rehabilitation	
12		Coronation Pillar Ph-III	10	ASP	DRA Infracom Pvt.Ltd.	-	UV	10	10	50	5	2	230	05.03.2025	9.5	7.30	7.50	200	10	121	5	245	14	18	0.7	2.3	2.0	2.5	0.3						
13		Coronation New	70	ASP	L&T Construction and PASSAVANT (JV)	-	Chlorination	10	10	50	5	2	230	05.03.2025	42.835	7.20	7.70	242	7	128	3	407	10	28	0.3	3.0	0.5	3.6	BDL					Poly dosing	
14		Narela	10	ASP	DRA Infracom Pvt. Ltd.	-	UV	10	10	50	5	2	230	05.03.2025	11.03	7.30	7.80	190	8	89	4	308	16	35	0.7	3.7	2.5	7.2	0.4						
15	Nilothi	Nilothi Ph-I	40	ASP	SUBHASH INFRA PVT. LTD	-	UV (Not Started)	50	30	250	50	5	-	05.03.2025		7.59	7.89	316	34	160	11	-	-	30	12.0	3.1	2.8	0.8	Nil					under rehabilitation state and running with 50% capacity.	Pratibha SPS, Bakkarwala SPS, Sayyad nangloi SPS
16		Nilothi Ph-II	20	ASP	VEOLIA INDIA	Disc Filter	Chlorination	10	10	50	5	2	230	05.03.2025		7.52	7.74	140	12	125	14	-	-	25	14.0	3.0	1.8	0.72	Nil						DDA SPS,IST New SPS, Sayyad nangloi SPS
17	Okhla	Okhla Ph-V	16	ASP	DJB	-	not installed, but compliance<=230	50	30	250	50	5	230	05.03.2025		7.20	7.50	250	5	245	6	-	-	44	0.4	2.4	2.0			9.1x10^12	24x10^5	3.6x10^12	28x10^3	PAC Dosing	
18		Okhla Ph-VI	30	ASP	SUEZ India Pvt. Ltd.	-	Chlorination	10	10	50	5	2	230	05.03.2025		7.10	7.60	240	9	240	9	-	-	48	20.0	2.8	1.0			46x10^13	3.6	15x10^13	<1.8		
19		Okhla New	124											-	-	-	-	-	-	-	-	-	-	-	-	-	-	-	-	-	-	-	-	Plant Under trial run	
20		Mehrauli	5	Extended Aeration	DJB	-	-	50	30	250	50	5	-	15.02.2025	-	7.00	7.60	252	34	195	20	435	79	41	30.0	2.2	1.1			24 x 10^15	46 x 10^4				
21		Molar band	0.66	Fluidized Aerobic Bed	DJB	-	-	50	30	250	50	5	-	06.02.2025	-	7.20	7.30	310	34	245	29	-	-	45	31.0	3.2	1.2			93 x 10^12	24 x 10^5				
22		Ghitorini	5	ASP	DJB	-	-	30	20	250	50	5	-	15.02.2025	-	7.20	7.30	300	39	230	24	520	95	45	37.0	3.1	1.6			24 x 10^15	24 x 10^5				
23		Vasant Kunj Ph-I	2.2	Extended Aeration	DJB	-	-	50	30	250	50	5	-	15.02.2025	-	7.10	7.30	264	20	205	7.2	450	52	44	26.0	2.5	1.0			21 x 10^14	46 x 10^4				
24		Vasant Kunj Ph-II	3	Extended Aeration	DJB	-	-	50	30	250	50	5	-	15.02.2025	-	7.20	7.50	278	16	210	9	475	37	40	16.0	2.4	1.2			24 x 1015	24 x 10^5				
25		Delhi Gate Ph-I	2.2	Biofor and dansadeg	Degramoent	-	not installed, but compliance<=230	10	10	50	5	2	230	31.01.2025	-	7.10	7.50	170	12	143	6	-	-	42	12.0	1.8	0.6								
26		Delhi Gate Ph-II	15	Biofor and dansadeg	Degramoent	-	Chlorination	10	10	50	5	2	230	31.01.2025	-	7.30	7.60	170	14	140	8	-	-	46	20.0	2.6	2.0								
27		SNH drain	2.2	Biofor and dansadeg	Degramoent	-	not installed, but compliance<=230	10	10	50	5	2	230	31.01.2025	-	7.40	7.50	314	6	210	4	-	-	40	10.0	2.6	0.8								
28	Pappankalan	Phappankalan Ph-I	20	ASP	SUBHASH INFRA PVT. LTD	-	UV (Not Started)	50	30	250	50	5	-	05.03.2025		7.65	7.73	346	18	240	9	615	57	30	0.2	3.5	2.5	2.7	Nil					Plant is under Rehabilitation	Dwarka Sector-7, Dwarka Sector 11, Dwarka Sector 16, Dawrka Sector 24,
29		Phappankalan Ph-II	20	ASP	VA-TECH WABAG LTD.	Media Filtration	Chlorination	10	10	50	5	2	230	05.03.2025		7.65	8.05	346	12	240	3.5	615	29	30	0.3	3.5	2.2	2.7	Nil						
30		Najafgarh	5	ASP	Ayaappa Pvt.Ltd.	-	UV	10	10	50	5	2	230	28.02.2025	-	7.06	7.18	503	7	305	2	760	6	36	0.6	3.0	1.0	2	Nil				75	Plant Under Rehabilitation	25MGD Najafgarh SPS
31	Rithala	Rithala Ph-I	40	ASP	M/s WA TECH BABAG LTD.	Disc Filter	Chlorination	10	10	50	5	2	100	05.03.2025	40.48	7.48	7.72	340	8	180	7	450	36	34	4.0	3.7	0.8	2.8	0.8	-	-	-	-	Plant Under trial run	
32		Rithala Ph-II	40	ASP	SUEZ India Pvt. Ltd.	Disc Filter	UV	10	10	50	5	2	230	05.03.2025	35.6	7.51	7.69	360	10	190	9	472	38	26	8.0	3.5	0.6	3.2	0.4	-	-	-	-		
33	Rohini Sec-25	Rohini	15	ASP	M/s Dinesh Chandra Rohini project pvt. Ltd.	-	UV	10	10	50	5	2	230	05.03.2025	9.31	7.12	7.26	400	10	235	7	592	32	28	2.0	5.0	1.2	-	-	-	-	-	-		
34	Yamuna Vihar	Yamuna Vihar Ph-I	10	ASP	DJB	-	-	50	30	250	50	5	-	05.03.2025	10.56	7.30	7.40	408	44	255	26	628	64	32	23.0	4.0	1.4	4.8	1.8	24x10^13	15x10^7	12x10^11	20x10^6		Ghonda-I SPS, Ghonda – II SPS, Zafrabad SPS, Brahmpuri Nala
35		Yamuna Vihar Ph-II	15	ASP(IFAS)	M/s SIPL-RKC JV	Disc Filter	UV	10	10	50	5	2	230	05.03.2025	14.78	7.20	7.50	316	17	191	13	548	34	30	15.0	3.8	1.0	4.2	1.4	11x10^13	44x10^7	36x10^11	28x10^6	Plant Under Rehabilitation	Yamuna Vihar SPS, Ghonda-I SPS, Ghonda – II SPS, Zafrabad SPS
36		Yamuna Vihar Ph-III	25	ASP	M/s Joly & joly	-	-	30	20	-	-	-	-	05.03.2025	28.03	7.30	7.60	536	38	315	22	768	78	39	26.0	4.5	2.0	6.2	3	24x10^13	21x10^6	93x10^11	42x10^6		Brahmpuri SPS, Yamuna Vihar SPS
37		Sonia Vihar	7											-	-	-	-	-	-	-	-	-	-	-	-	-	-	-	-	-	-	-	-	Under Construction	

Total Treatment	749.26

	Plant not meeting standard as per design parameter

BDL: Below detection limit
ND: Not Detectable

Total No of operational plant	37
Total No of Plant Under rehabilitation	1
Outlet Sample collected	35
Plant Under Unfit (As per design)	11
Plant Under fit	24
%Unfit	31
%fit	69

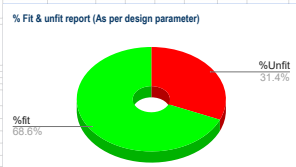

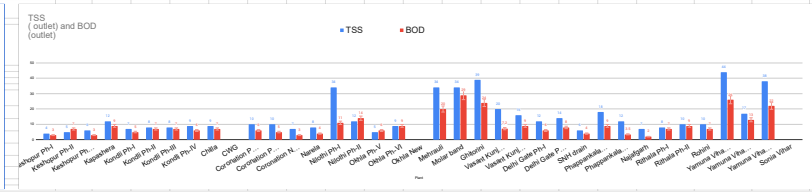

DELHI JAL BOARD

DAILY ANALYSIS REPORT OF ALL SEWAGE TREATMENT PLANT

DATE OF ANALYSIS : 06.03.2025

S.No.	Lab	Plant (STP)	Capacity (MGD)	Technology	Operator	Tertiary System	Disinfectent Type	Design Parameter(mg/l) TSS	BOD	COD	Ammonical N	Phosphate-P	Outlet MPN (F.Coli) 100ml	Date of Analysis	Average Daily Flow (MGD)	pH (inlet)	pH (oulet)	TSS (inlet)	TSS (outlet)	BOD (inlet)	BOD (outlet)	COD (inlet)	COD (outlet)	Ammonical nitrogen (Inlet)	Ammonical nitrogen (Outlet)	Ortho phosphate (inlet)	Ortho phosphate (outlet)	Sulphide (Inlet)	Sulphide (Outlet)	Inlet MPN (T.Coli)	Outlet MPN (T.Coli)	Inlet MPN (F.Coli)	Outlet MPN (F.Coli)	Remarks	Feed SPS
			(MGD)					TSS	BOD	COD	Ammonical N	Phosphate-P	100ml			-	-	mg/l	mg/l	mg/l	mg/l	mg/l	mg/l	mg/l	mg/l	mg/l	mg/l	mg/l	mg/l	100ml	100ml	100ml	100ml		
1	Keshopur	Keshopur Ph-I	12	ASP	VA-TECH WABAG LTD.	-	Chlorination	30	20	250	50	5	230	06.03.2025	-	7.23	7.48	289	5	-	-	-	-	25	8.8	2.5	2.4	2.5	Nil						Ullam Nagar SPS Pasangpur SPS Keshopur ISP
2		Keshopur Ph-II	20	ASP	Ayaappa Pvt.Ltd	-	UV (Not Started)	50	30	250	50	5	-	06.03.2025	-	7.34	7.48	543	7	-	-	-	-	27	2.6	3.2	0.9	2.4	Nil	24×10^8	24000	24×10^7	4600	Plant is under rehabilitation and running with 50% capacity.	
3		Keshopur Ph-III	40	ASP	Ayaappa Pvt.Ltd	-	UV (Not Started)	50	30	250	50	5	-	06.03.2025	-	7.31	7.56	710	5	-	-	-	-	28	0.1	2.8	1.7	2.4	Nil					under rehabilitation state and running with 50% capacity.	
4		Kapashera	5	SBR	TRIVENI	-	UV	10	10	50	5	2	230	01.03.2025	-	6.94	7.53	2557	12	900	9	3030	29	87	30.0	7.0	6.9	2.7	Nil				1100		Rajokari SPS, Rankpuri SPS, Kapashera SPS, Dundahera SPS
5	Kondli	Kondli Ph-I	10	ASP	Triveni Pvt. Ltd	RGF	Chlorination	10	10	50	5	2	230	06.03.2025	10	6.90	7.40	304	9	147	8	465	15	32	1.5	3.8	2.0	6	Nil						Preet Vihar, Jagriti Enclave, Geeta Colony, Mandawali, Kalyanpuri, New Kalyanpuri, Dallupura , Gharoli
6		Kondli Ph-II	25	ASP	Triveni Pvt. Ltd	RGF	Chlorination	10	10	50	5	2	230	06.03.2025	25	6.90	7.50	304	10	147	9	465	19	32	7.5	3.8	1.5	6	0.8						
7		Kondli Ph-III	10	ASP	Triveni Pvt. Ltd	RGF	Chlorination	10	10	50	5	2	230	06.03.2025	10	6.90	7.50	304	10	147	9	465	19	32	7.5	3.8	1.5	6	0.8					-	
8		Kondli Ph-IV	45	ASP(IFAS)	Ayaappa Pvt.Ltd	Disc Filter	UV	10	10	50	5	2	230	06.03.2025	45	7.00	7.50	326	8	160	7	470	16	35	5.0	4.0	1.8	5.6	Nil						
9		Chilla	9	Combitreat-ISBR	HNB Engineers		not installed, but compliance<=230	10	10	50	5	2	230	17.02.2025	9	7.10	7.40	302	9	147	7	416	14	38	0.5	4.0	1.2	6	nil						Ghazipur drain
10		CWG	1	MBR	M/s Toshiba Water Soluti on Pvt. Ltd.	Membrane Filtration	Chlorination	10	10	50	5	2	230	17.02.2025	1	7.00	7.50	294	BDL	143	BDL	392	5	35	NIL	3.8	NIL	6.4	NIL						
11	N.S.T.P.C.Pillar	Coronation Pillar Ph-II	20	ASP	DRA Infracom Pvt.Ltd.	-	UV (Not Started)	50	30	250	50	5	-	06.03.2025	-	7.20	7.50	236	7	118	5	370	12	23	0.5	1.7	0.8	2.9	bdl					Half stream of plant is Under Rehabilitation	
12		Coronation Pillar Ph-III	10	ASP	DRA Infracom Pvt.Ltd.	-	UV	10	10	50	5	2	230	06.03.2025	-	7.30	7.60	184	8	82	4	268	10	22	0.8	2.5	2.8	2.3	0.5						
13		Coronation New	70	ASP	L&T Construction and PASSAVANT (JV)	-	Chlorination	10	10	50	5	2	230	06.03.2025	-	7.20	7.50	290	5	131	3	398	10	30	0.4	3.2	0.5	3.5	bdl					Poly dosing	
14		Narela	10	ASP	DRA Infracom Pvt. Ltd.	-	UV	10	10	50	5	2	230	05.03.2025	11.03	7.30	7.80	190	8	89	4	308	16	35	0.7	3.7	2.5	7.2	0.4						
15	Nilothi	Nilothi Ph-I	40	ASP	SUBHASH INFRA PVT. LTD	-	UV (Not Started)	50	30	250	50	5	-	06.03.2025	-	7.61	7.98	428	25	-	-	-	-	24	12.0	3.0	2.5	0.8	Nil					under rehabilitation state and running with 50% capacity.	Pratibha SPS, Bakkarwala SPS, Sayyad nangloi SPS
16		Nilothi Ph-II	20	ASP	VEOLIA INDIA	Disc Filter	Chlorination	10	10	50	5	2	230	06.03.2025	-	7.45	7.63	298	12	-	-	-	-	28	14.0	3.0	2.0	0.96	Nil						DDA SPS,IST New SPS, Sayyad nangloi SPS
17	Okhla	Okhla Ph-V	16	ASP	DJB	-	not installed, but compliance<=230	50	30	250	50	5	230	06.03.2025	-	7.20	7.60	260	10	180	7	-	-	44	18.0	2.6	1.0			24x10^14	21x10^4	21x10^13	93x10^3	PAC Dosing	
18		Okhla Ph-VI	30	ASP	SUEZ India Pvt. Ltd.	-	Chlorination	10	10	50	5	2	230	06.03.2025	-	7.10	7.50	346	10	265	5	-	-	48	3.8	2.0	0.4			24x10^14	7.3	24x10^14	7.3		
19		Okhla New	124											-	-	-	-	-	-	-	-	-	-	-	-	-	-	-	-	-	-	-	-	Plant Under trial run	
20		Mehrauli	5	Extended Aeration	DJB	-	-	50	30	250	50	5	-	15.02.2025	-	7.00	7.60	252	34	195	20	435	79	41	30.0	2.2	1.1			24 x 10^15	46 x 10^4				
21		Molar band	0.66	Fluidized Aerobic Bed	DJB	-	-	50	30	250	50	5	-	06.02.2025	-	7.20	7.30	310	34	245	29	-	-	45	31.0	3.2	1.2			93 x 10^12	24 x 10^5				
22		Ghitorini	5	ASP	DJB	-	-	30	20	250	50	5	-	15.02.2025	-	7.20	7.30	300	39	230	24	520	95	45	37.0	3.1	1.6			24 x 10^15	24 x 10^5				
23		Vasant Kunj Ph-I	2.2	Extended Aeration	DJB	-	-	50	30	250	50	5	-	15.02.2025	-	7.10	7.30	264	20	205	7.2	450	52	44	26.0	2.5	1.0			21 x 10^14	46 x 10^4				
24		Vasant Kunj Ph-II	3	Extended Aeration	DJB	-	-	50	30	250	50	5	-	15.02.2025	-	7.20	7.50	278	16	210	9	475	37	40	16.0	2.4	1.2			24 x 1015	24 x 10^5				
25		Delhi Gate Ph-I	2.2	Biofor and dansadeg	Degramoent	-	not installed, but compliance<=230	10	10	50	5	2	230	31.01.2025	-	7.10	7.50	170	12	143	6	-	-	42	12.0	1.8	0.6								
26		Delhi Gate Ph-II	15	Biofor and dansadeg	Degramoent	-	Chlorination	10	10	50	5	2	230	31.01.2025	-	7.30	7.60	170	14	140	8	-	-	46	20.0	2.6	2.0								
27		SNH drain	2.2	Biofor and dansadeg	Degramoent	-	not installed, but compliance<=230	10	10	50	5	2	230	31.01.2025	-	7.40	7.50	314	6	210	4	-	-	40	10.0	2.6	0.8								
28	Pappankalan	Phappankalan Ph-I	20	ASP	SUBHASH INFRA PVT. LTD	-	UV (Not Started)	50	30	250	50	5	-	06.03.2025	-	7.58	7.73	226	21	-	-	435	44	30	0.2	4.0	3.2	2.3	0					Plant is under Rehabilitation	Dwarka Sector-7, Dwarka Sector 11, Dwarka Sector 16, Dawrka Sector 24,
29		Phappankalan Ph-II	20	ASP	VA-TECH WABAG LTD.	Media Filtration	Chlorination	10	10	50	5	2	230	06.03.2025	-	7.58	8.04	226	10	-	-	435	24	30	0.1	4.0	2.5	2.3	0						
30		Najafgarh	5	ASP	Ayaappa Pvt.Ltd.	-	UV	10	10	50	5	2	230	28.02.2025	-	7.06	7.18	503	7	305	2	760	6	36	0.6	3.0	1.0	2	Nil				75	Plant Under Rehabilitation	25MGD Najafgarh SPS
31	Rithala	Rithala Ph-I	40	ASP	M/s WA TECH BABAG LTD.	Disc Filter	Chlorination	10	10	50	5	2	100	06.03.2025	41.11	7.37	7.56	324	10	170	8	431	38	26	3.0	3.7	0.8	3.6	1.2	_	_	_	_	Plant Under trial run	
32		Rithala Ph-II	40	ASP	SUEZ India Pvt. Ltd.	Disc Filter	UV	10	10	50	5	2	230	06.03.2025	34.33	7.36	7.56	404	8	195	7	505	35	28	7.0	3.8	0.4	2.4	0.8	_	_	_	_		
33	Rohini Sec-25	Rohini	15	ASP	M/s Dinesh Chandra Rohini project pvt. Ltd.	-	UV	10	10	50	5	2	230	06.03.2025	10.63	7.24	7.13	288	8	159	5	392	24	25	1.0	3.5	1.0	-	-	24x10^8+	1100	24x10^8+	160		
34	Yamuna Vihar	Yamuna Vihar Ph-I	10	ASP	DJB	-	-	50	30	250	50	5	-	06.03.2025	10.6	7.20	7.40	428	34	285	19	712	60	33	25.0	3.9	1.2	5.2	2.2	11x10^13	21x10^7	35x10^11	20x10^6		Ghonda-I SPS, Ghonda – II SPS
35		Yamuna Vihar Ph-II	15	ASP(IFAS)	M/s SIPL-RKC JV	Disc Filter	UV	10	10	50	5	2	230	06.03.2025	14.92	7.20	7.60	396	16	248	11	658	48	28	14.0	3.4	0.8	4.8	1.8	29x10^12	12x10^7	75x10^11	12x10^7	Plant Under Rehabilitation	Zafrabad SPS, Brahmpuri Nala Yamuna Vihar SPS, Ghonda-I SPS
36		Yamuna Vihar Ph-III	25	ASP	M/s Joly & joly	-	-	30	20	-	-	-	-	06.03.2025	26.97	7.30	7.60	484	53	278	31	788	80	38	26.0	4.4	2.1	6.8	3.4	24x10^13	44x10^7	43x10^13	35x10^6		Ghonda – II SPS, Zafrabad SPS, Brahmpuri SPS, Yamuna Vihar SPS
37		Sonia Vihar	7											-	-	-	-	-	-	-	-	-	-	-	-	-	-	-	-	-	-	-	-	Under Construction	

Total Treatment	749.26

Plant not meeting standard as per design parameter

BDL: Below detection limit
ND: Not Detectable

Total No of operational plant	37
Total No of Plant Under rehabilitation	1
Outlet Sample collected	35
Plant Under Unfit (As per design)	12
Plant Under fit	23
%Unfit	34
%fit	66

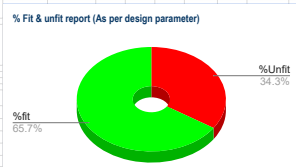

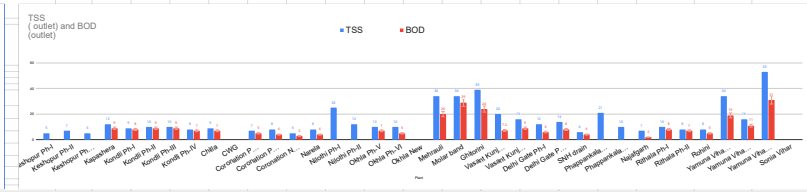

DELHI JAL BOARD

DAILY ANALYSIS REPORT OF ALL SEWAGE TREATMENT PLANT

DATE OF ANALYSIS : 07.03.2025

S.No.	Lab	Plant (STP)	Capacity (MGD)	Technology	Operator	Tertiary System	Disinfectent Type	Design Parameter(mg/l) TSS	BOD	COD	Ammonical N	Phosphate-P	Outlet MPN (F.Coli) 100ml	Date of Analysis	Average Daily Flow (MGD)	pH (inlet)	pH (oulet)	TSS (inlet) mg/l	TSS (outlet) mg/l	BOD (inlet) mg/l	BOD (outlet) mg/l	COD (inlet) mg/l	COD (outlet) mg/l	Ammonical nitrogen (inlet) mg/l	Ammonical nitrogen (Outlet) mg/l	Ortho phosphate (inlet) mg/l	Ortho phosphate (outlet) mg/l	Sulphide (Inlet) mg/l	Sulphide (Outlet) mg/l	Inlet MPN (T.Coli) 100ml	Outlet MPN (T.Coli) 100ml	Inlet MPN (F.Coli) 100ml	Outlet MPN (F.Coli) 100ml	Remarks	Feed SPS
1	Keshopur	Keshopur Ph-I	12	ASP	VA-TECH WABAG LTD.	-	Chlorination	30	20	250	50	5	230	07.03.2025	-	7.08	7.35	103	2	150	1	332	18	28.5	6.4	3.6	1.9	5.4	Nil						Uttam Nagar SPS Pasangpur SPS Keshopur ISP
2		Keshopur Ph-II	20	ASP	Ayaappa Pvt.Ltd	-	UV (Not Started)	50	30	250	50	5	-	07.03.2025	-	7.28	7.21	398	7	242	6	632	29	22	2.2	2.9	1.2	1.9	Nil					Plant is under rehabilitation and running with 50% capacity.	
3		Keshopur Ph-III	40	ASP	Ayaappa Pvt.Ltd	-	UV (Not Started)	50	30	250	50	5	-	07.03.2025	-	7.32	7.45	424	8	257	5	704	20	29	0.1	3.3	1.6	2.9	Nil	24×10^9	24×10^4	24×10^8	24×10^3	under rehabilitation state and running with 50% capacity.	
4		Kapashera	5	SBR	TRIVENI	-	UV	10	10	50	5	2	230	07.03.2025	-	8.92	7.73	554	11	383	10	1076	49	71	32.5	7.5	2.3	4.4	Nil			-	-		Rajokari SPS, Rankpuri SPS, Kapashera SPS, Dundahera SPS
5	Kondli	Kondli Ph-I	10	ASP	Triveni Pvt. Ltd	RGF	Chlorination	10	10	50	5	2	230	07.03.2025	10	6.90	7.60	286	8	147	6	450	15	30	1.5	3.8	1.2	6	0.8						Preet Vihar, Jagriti Enclave, Geeta Colony, Mandawali, Kalyanpuri, New Kalyanpuri, Dallupura , Gharoli
6		Kondli Ph-II	25	ASP	Triveni Pvt. Ltd	RGF	Chlorination	10	10	50	5	2	230	07.03.2025	25	6.90	7.50	286	12	147	8	450	25	30	9.5	3.8	4.2	6	1.5						
7		Kondli Ph-III	10	ASP	Triveni Pvt. Ltd	RGF	Chlorination	10	10	50	5	2	230	07.03.2025	10	6.90	7.50	286	12	147	8	450	25	30	9.5	3.8	4.2	6	1.5					-	
8		Kondli Ph-IV	45	ASP(IFAS)	Ayaappa Pvt.Ltd	Disc Filter	UV	10	10	50	5	2	230	07.03.2025	-	6.90	7.40	300	7	152	8	470	22	32	7.0	4.0	1.2	6.4	Nil						
9		Chilla	9	Combitreat-ISBR	HNB Engineers		not installed, but compliance<=230	10	10	50	5	2	230	17.02.2025	9	7.10	7.40	302	9	147	7	416	14	38	0.5	4.0	1.2	6	nil						Ghazipur drain
10		CWG	1	MBR	M/s Toshiba Water Soluti on Pvt. Ltd.	Membrane Filtration	Chlorination	10	10	50	5	2	230	17.02.2025	1	7.00	7.50	294	BDL	143	BDL	392	5	35	NIL	3.8	NIL	6.4	NIL						
11	N.S.T.P.C.Pillar	Coronation Pillar Ph-II	20	ASP	DRA Infracom Pvt.Ltd.	-	UV (Not Started)	50	30	250	50	5	-	07.03.2025	-	7.20	7.50	178	6	96	3	280	13	22	0.6	1.9	0.7	3.1	0.7					Half stream of plant is Under Rehabilitation	
12		Coronation Pillar Ph-III	10	ASP	DRA Infracom Pvt.Ltd.	-	UV	10	10	50	5	2	230	07.03.2025	-	7.30	7.60	180	9	118	6	262	16	20	0.8	2.7	1.0	4.2	0.5						
13		Coronation New	70	ASP	L&T Construction and PASSAVANT (JV)	-	Chlorination	10	10	50	5	2	230	07.03.2025	-	7.20	7.60	220	7	133	3	342	12	32	0.5	3.4	0.7	3.4	0.3					Poly dosing	
14		Narela	10	ASP	DRA Infracom Pvt. Ltd.	-	UV	10	10	50	5	2	230	07.03.2025	-	7.20	7.60	164	8	81	5	253	15	38	0.9	3.5	2.3	7.4	0.5						
15	Nilothi	Nilothi Ph-I	40	ASP	SUBHASH INFRA PVT. LTD	-	UV (Not Started)	50	30	250	50	5	-	07.03.2025	-	7.49	7.83	196	6	140	10	-	-	28	10.0	2.8	1.4	0.97	Nil					under rehabilitation state and running with 50% capacity.	Pratibha SPS, Bakkarwala SPS, Sayyad nangloi SPS
16		Nilothi Ph-II	20	ASP	VEOLIA INDIA	Disc Filter	Chlorination	10	10	50	5	2	230	07.03.2025	-	7.39	7.61	84	12	100	12	-	-	23	16.0	3.0	1.5	0.72	Nil						DDA SPS,IST New SPS, Sayyad nangloi SPS
17	Okhla	Okhla Ph-V	16	ASP	DJB	-	not installed, but compliance<=230	50	30	250	50	5	230	07.03.2025	-	7.20	7.60	268	7	175	5.1	-	-	44	2.4	2.8	1.8			93x10^12	28x10^3	93x10^12	28x10^3	PAC Dosing	
18		Okhla Ph-VI	30	ASP	SUEZ India Pvt. Ltd.	-	Chlorination	10	10	50	5	2	230	07.03.2025	-	7.00	7.30	370	8	310	4.3	-	-	48	2.8	2.4	0.0			11x10^14	15	11x10^14	7.3		
19		Okhla New	124											-	-	-	-	-	-	-	-	-	-	-	-	-	-	-	-	-	-	-	-	Plant Under trial run	
20		Mehrauli	5	Extended Aeration	DJB	-	-	50	30	250	50	5	-	15.02.2025	-	7.00	7.60	252	34	195	20	435	79	41	30.0	2.2	1.1			24 x 10^15	46 x 10^4				
21		Molar band	0.66	Fluidized Aerobic Bed	DJB	-	-	50	30	250	50	5	-	06.02.2025	-	7.20	7.30	310	34	245	29	-	-	45	31.0	3.2	1.2			93 x 10^12	24 x 10^5				
22		Ghitorini	5	ASP	DJB	-	-	30	20	250	50	5	-	15.02.2025	-	7.20	7.30	300	39	230	24	520	95	45	37.0	3.1	1.6			24 x 10^15	24 x 10^5				
23		Vasant Kunj Ph-I	2.2	Extended Aeration	DJB	-	-	50	30	250	50	5	-	15.02.2025	-	7.10	7.30	264	20	205	7.2	450	52	44	26.0	2.5	1.0			21 x 10^14	46 x 10^4				
24		Vasant Kunj Ph-II	3	Extended Aeration	DJB	-	-	50	30	250	50	5	-	15.02.2025	-	7.20	7.50	278	16	210	9	475	37	40	16.0	2.4	1.2			24 x 1015	24 x 10^5				
25		Delhi Gate Ph-I	2.2	Biofor and dansadeg	Degramoent	-	not installed, but compliance<=230	10	10	50	5	2	230	31.01.2025	-	7.10	7.50	170	12	143	6	-	-	42	12.0	1.8	0.6								
26		Delhi Gate Ph-II	15	Biofor and dansadeg	Degramoent	-	Chlorination	10	10	50	5	2	230	31.01.2025	-	7.30	7.60	170	14	140	8	-	-	46	20.0	2.6	2.0								
27		SNH drain	2.2	Biofor and dansadeg	Degramoent	-	not installed, but compliance<=230	10	10	50	5	2	230	31.01.2025	-	7.40	7.50	314	6	210	4	-	-	40	10.0	2.6	0.8								
28	Pappankalan	Phappankalan Ph-I	20	ASP	SUBHASH INFRA PVT. LTD	-	UV (Not Started)	50	30	250	50	5	-	07.03.2025	-	7.52	7.72	210	19	195	7	512	51	28	0.2	3.9	3.5	2.7	0					Plant is under Rehabilitation	Dwarka Sector-7, Dwarka Sector 11, Dwarka Sector 16, Dawrka Sector 24,
29		Phappankalan Ph-II	20	ASP	VA-TECH WABAG LTD.	Media Filtration	Chlorination	10	10	50	5	2	230	07.03.2025	-	7.52	8.15	210	8	195	2.5	512	22	28	0.2	3.9	2.4	2.7	0						
30		Najafgarh	5	ASP	Ayaappa Pvt.Ltd.	-	UV	10	10	50	5	2	230	07.03.2025	-	7.14	7.37	259	4	187	1	433	11	27.3	0.1	3.3	0.8	3.3	Nil			92×10^9	74	Plant Under Rehabilitation	29MGD Najafgarh SPS
31	Rithala	Rithala Ph-I	40	ASP	M/s WA TECH BABAG LTD.	Disc Filter	Chlorination	10	10	50	5	2	100	07.03.2025	35.71	7.34	7.53	384	9	195	8	494	35	31	3.0	3.4	0.7	2.4	0.4	-	-	24×10^6+	53	Plant Under trial run	
32		Rithala Ph-II	40	ASP	SUEZ India Pvt. Ltd.	Disc Filter	UV	10	10	50	5	2	230	07.03.2025	41.69	7.34	7.55	364	9	190	8	474	37	26	8.0	3.6	0.5	2.8	1.2	-	-	24×10^7+	95		
33	Rohini Sec-25	Rohini	15	ASP	M/s Dinesh Chandra Rohini project pvt. Ltd.	-	UV	10	10	50	5	2	230	07.03.2025	9.53	7.10	7.20	328	9	171	6	432	28	28	0.2	4.0	1.2	-	-	-	-	-	-		
34	Yamuna Vihar	Yamuna Vihar Ph-I	10	ASP	DJB	-	-	50	30	250	50	5	-	07.03.2025	10.65	7.30	7.60	320	33	182	22	480	50	35	22.0	3.4	2.0	4.8	2	11x10^13	23x10^6	28x10^11	20x10^6		Ghonda-I SPS, Ghonda – II SPS Zafrabad SPS, Brahmpuri Sps
35		Yamuna Vihar Ph-II	15	ASP(IFAS)	M/s SIPL-RKC JV	Disc Filter	UV	10	10	50	5	2	230	07.03.2025	14.98	7.20	7.50	400	17	198	11	610	26	38	15.0	3.5	1.2	5.2	1.6	29x10^12	15x10^7	27x10^11	15x10^6	Plant Under Rehabilitation	Yamuna Vihar SPS, Ghonda-I SPS
36		Yamuna Vihar Ph-III	25	ASP	M/s Joly & joly	-	-	30	20	-	-	-	-	07.03.2025	27.59	7.20	7.60	584	56	301	35	885	86	40	25.0	4.8	2.0	7	4.2	24x10^15	35x10^7	15x10^13	28x10^7		Ghonda – II SPS, Zafrabad SPS, Brahmpuri SPS, Yamuna Vihar SPS
37		Sonia Vihar	7											-	-	-	-	-	-	-	-	-	-	-	-	-	-	-	-	-	-	-	-	Under Construction	

Total Treatment	749.26

Plant not meeting standard as per design parameter

BDL: Below detection limit
ND: Not Detectable

Total No of operational plant	37
Total No of Plant Under rehabilitation	1
Outlet Sample collected	35
Plant Under Unfit (As per design)	14
Plant Under fit	21
%Unfit	40
%fit	60

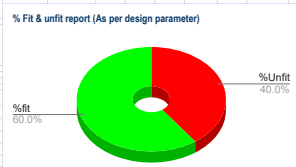

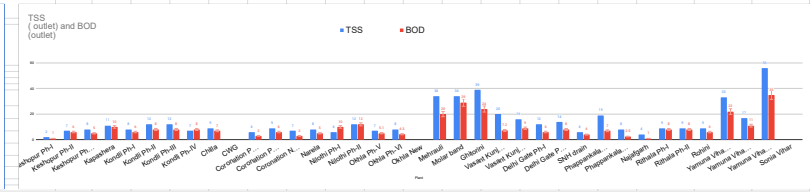

DELHI JAL BOARD

DAILY ANALYSIS REPORT OF ALL SEWAGE TREATMENT PLANT

DATE OF ANALYSIS : 08.03.2025

S.No.	Lab	Plant (STP)	Capacity (MGD)	Technology	Operator	Tertiary System	Disinfectent Type	Design Parameter(mg/l) TSS	BOD	COD	Ammonical N	Phosphate-P	Outlet MPN (F.Coli) 100ml	Date of Analysis	Average Daily Flow (MGD)	pH (inlet)	pH (oulet)	TSS (inlet) mg/l	TSS (outlet) mg/l	BOD (inlet) mg/l	BOD (outlet) mg/l	COD (inlet) mg/l	COD (outlet) mg/l	Ammonical nitrogen (inlet) mg/l	Ammonical nitrogen (Outlet) mg/l	Ortho phosphate (inlet) mg/l	Ortho phosphate (outlet) mg/l	Sulphide (Inlet) mg/l	Sulphide (Outlet) mg/l	Inlet MPN (T.Coli) 100ml	Outlet MPN (T.Coli) 100ml	Inlet MPN (F.Coli) 100ml	Outlet MPN (F.Coli) 100ml	Remarks	Feed SPS
1	Keshopur	Keshopur Ph-I	12	ASP	VA-TECH WABAG LTD.	-	Chlorination	30	20	250	50	5	230	08.03.2025	-	7.11	7.46	160	3	158	2	369	14	36	6.4	3.8	0.3	5.7	Nil	24×10^8	24000	24×10^7	11000		Ultam Nagar SPS Pasangpur SPS Keshopur ISP
2		Keshopur Ph-II	20	ASP	Ayaappa Pvt.Ltd	-	UV (Not Started)	50	30	250	50	5	-	08.03.2025	-	7.29	7.35	539	5	252	8	617	18	28	2.4	3.4	0.7	1.2	Nil					Plant is under rehabilitation and running with 50% capacity.	
3		Keshopur Ph-III	40	ASP	Ayaappa Pvt.Ltd	-	UV (Not Started)	50	30	250	50	5	-	08.03.2025	-	7.27	7.51	504	7	247	4	644	15	29	0.1	3.0	2.4	2	Nil					under rehabilitation state and running with 50% capacity.	
4		Kapashera	5	SBR	TRIVENI	-	UV	10	10	50	5	2	230	07.03.2025	-	8.92	7.73	554	11	383	10	1076	49	71	32.5	7.5	2.3	4.4	Nil			-	-		Rajokari SPS, Rankpuri SPS, Kapashera SPS, Dundahera SPS
5	Kondli	Kondli Ph-I	10	ASP	Triveni Pvt. Ltd	RGF	Chlorination	10	10	50	5	2	230	08.03.2025	10	7.00	7.50	314	9	153	6	476	14	32	1.2	3.5	1.5	6.4	Nil						Preet Vihar, Jagriti Enclave, Geeta Colony, Mandawali, Kalyanpuri, New Kalyanpuri, Dallupura , Gharoli
6		Kondli Ph-II	25	ASP	Triveni Pvt. Ltd	RGF	Chlorination	10	10	50	5	2	230	08.03.2025	25	7.00	7.50	314	9	153	5	476	15	32	8.0	3.5	2.0	6.4	0.8						
7		Kondli Ph-III	10	ASP	Triveni Pvt. Ltd	RGF	Chlorination	10	10	50	5	2	230	08.03.2025	10	7.00	7.50	314	9	153	9	476	15	32	8.0	3.5	2.0	6.4	0.8					-	
8		Kondli Ph-IV	45	ASP(IFAS)	Ayaappa Pvt.Ltd	Disc Filter	UV	10	10	50	5	2	230	08.03.2025	45	6.90	7.40	320	8	155	6	480	12	32	6.0	4.0	1.5	6	0.8						
9		Chilla	9	Combitreat-ISBR	HNB Engineers		not installed, but compliance<=230	10	10	50	5	2	230	17.02.2025	9	7.10	7.40	302	9	147	7	416	14	38	0.5	4.0	1.2	6	nil						Ghazipur drain
10		CWG	1	MBR	M/s Toshiba Water Soluti on Pvt. Ltd.	Membrane Filtration	Chlorination	10	10	50	5	2	230	17.02.2025	1	7.00	7.50	294	BDL	143	BDL	392	5	35	NIL	3.8	NIL	6.4	NIL						
11	N.S.T.P.C.Pillar	Coronation Pillar Ph-II	20	ASP	DRA Infracom Pvt.Ltd.	-	UV (Not Started)	50	30	250	50	5	-	08.03.2025	-	7.20	7.50	188	8	105	4	248	12	20	0.7	2.2	0.8	2.8	0.5					Half stream of plant is Under Rehabilitation	
12		Coronation Pillar Ph-III	10	ASP	DRA Infracom Pvt.Ltd.	-	UV	10	10	50	5	2	230	08.03.2025	-	7.20	7.50	208	7	119	3	268	10	23	0.9	2.5	1.2	3	0.6						
13		Coronation New	70	ASP	L&T Construction and PASSAVANT (JV)	-	Chlorination	10	10	50	5	2	230	08.03.2025	-	7.30	7.60	248	6	155	3	377	11	34	0.6	3.5	0.7	3.6	bdl					Poly dosing	
14		Narela	10	ASP	DRA Infracom Pvt. Ltd.	-	UV	10	10	50	5	2	230	07.03.2025	-	7.20	7.60	164	8	81	5	253	15	38	0.9	3.5	2.3	7.4	0.5						
15	Nilothi	Nilothi Ph-I	40	ASP	SUBHASH INFRA PVT. LTD	-	UV (Not Started)	50	30	250	50	5	-	08.03.2025	-	7.67	8.00	378	13	180	12	-	-	25	8.0	3.1	1.5	0.8	Nil					under rehabilitation state and running with 50% capacity.	Pratibha SPS, Bakkarwala SPS, Sayyad nangloi SPS
16		Nilothi Ph-II	20	ASP	VEOLIA INDIA	Disc Filter	Chlorination	10	10	50	5	2	230	08.03.2025	-	7.36	7.56	260	23	140	16	-	-	30	10.0	3.0	1.8	1	Nil						DDA SPS,IST New SPS, Sayyad nangloi SPS
17	Okhla	Okhla Ph-V	16	ASP	DJB	-	not installed, but compliance<=230	50	30	250	50	5	230	08.03.2025	-	7.20	7.50	244	5	210	5.1	-	-	46	2.8	1.2	1.8			24x10^14	150	24x10^14	150	**PAC Dosing**	
18		Okhla Ph-VI	30	ASP	SUEZ India Pvt. Ltd.	-	Chlorination	10	10	50	5	2	230	08.03.2025	-	7.00	7.60	342	5	310	4	-	-	46	2.0	2.2	1.8			24x10^14	43	24x10^14	15		
19		Okhla New	124											-	-	-	-	-	-	-	-	-	-	-	-	-	-	-	-	-	-	-	-	Plant Under trial run	
20		Mehrauli	5	Extended Aeration	DJB	-	-	50	30	250	50	5	-	15.02.2025	-	7.00	7.60	252	34	195	20	435	79	41	30.0	2.2	1.1			24 x 10^15	46 x 10^4				
21		Molar band	0.66	Fluidized Aerobic Bed	DJB	-	-	50	30	250	50	5	-	06.02.2025	-	7.20	7.30	310	34	245	29	-	-	45	31.0	3.2	1.2			93 x 10^12	24 x 10^5				
22		Ghitorini	5	ASP	DJB	-	-	30	20	250	50	5	-	15.02.2025	-	7.20	7.30	300	39	230	24	520	95	45	37.0	3.1	1.6			24 x 10^15	24 x 10^5				
23		Vasant Kunj Ph-I	2.2	Extended Aeration	DJB	-	-	50	30	250	50	5	-	15.02.2025	-	7.10	7.30	264	20	205	7.2	450	52	44	26.0	2.5	1.0			21 x 10^14	46 x 10^4				
24		Vasant Kunj Ph-II	3	Extended Aeration	DJB	-	-	50	30	250	50	5	-	15.02.2025	-	7.20	7.50	278	16	210	9	475	37	40	16.0	2.4	1.2			24 x 1015	24 x 10^5				
25		Delhi Gate Ph-I	2.2	Biofor and dansadeg	Degramoent	-	not installed, but compliance<=230	10	10	50	5	2	230	31.01.2025	-	7.10	7.50	170	12	143	6	-	-	42	12.0	1.8	0.6								
26		Delhi Gate Ph-II	15	Biofor and dansadeg	Degramoent	-	Chlorination	10	10	50	5	2	230	31.01.2025	-	7.30	7.60	170	14	140	8	-	-	46	20.0	2.6	2.0								
27		SNH drain	2.2	Biofor and dansadeg	Degramoent	-	not installed, but compliance<=230	10	10	50	5	2	230	31.01.2025	-	7.40	7.50	314	6	210	4	-	-	40	10.0	2.6	0.8								
28	Pappankalan	Phappankalan Ph-I	20	ASP	SUBHASH INFRA PVT. LTD	-	UV (Not Started)	50	30	250	50	5	-	08.03.2025	-	7.70	7.73	228	14	200	8.5	393	49	32	0.2	3.2	3.0	4.6	0					Plant is under Rehabilitation	Dwarka Sector-7, Dwarka Sector 11, Dwarka Sector 16, Dawrka Sector 24,
29		Phappankalan Ph-II	20	ASP	VA-TECH WABAG LTD.	Media Filtration	Chlorination	10	10	50	5	2	230	08.03.2025	-	7.70	7.94	228	8	200	3	393	18	32	0.3	3.2	2.8	4.6	0						
30		Najafgarh	5	ASP	Ayaappa Pvt.Ltd.	-	UV	10	10	50	5	2	230	07.03.2025	-	7.14	7.37	259	4	187	1	433	11	27.3	0.1	3.3	0.8	3.3	Nil			92×10^9	74	Plant Under Rehabilitation	29MGD Najafgarh SPS
31	Rithala	Rithala Ph-I	40	ASP	M/s WA TECH BABAG LTD.	Disc Filter	Chlorination	10	10	50	5	2	100	08.03.2025	43.09	7.38	7.51	436	10	205	9	536	37	29	4.0	4.2	0.8	2.8	0.8	-	-	-	-	Plant Under trial run	
32		Rithala Ph-II	40	ASP	SUEZ India Pvt. Ltd.	Disc Filter	UV	10	10	50	5	2	230	08.03.2025	36.4	7.39	7.54	416	8	202	7	521	34	28	7.0	4.0	0.6	3.6	0.4	-	-	-	-		
33	Rohini Sec-25	Rohini	15	ASP	M/s Dinesh Chandra Rohini project pvt. Ltd.	-	UV	10	10	50	5	2	230	08.03.2025	10.59	7.08	7.15	584	10	275	7	688	32	25	0.2	3.5	1.0	-	-	-	-	-	+		
34	Yamuna Vihar	Yamuna Vihar Ph-I	10	ASP	DJB	-	-	50	30	250	50	5	-	08.03.2025	10.52	7.30	7.50	404	21	228	12	632	36	30	22.0	3.5	1.2	5	1.8	29x10^12	15x10^7	28x10^11	20x10^5		Ghonda-I SPS, Ghonda – II SPS
35		Yamuna Vihar Ph-II	15	ASP(IFAS)	M/s SIPL-RKC JV	Disc Filter	UV	10	10	50	5	2	230	08.03.2025	14.83	7.20	7.50	352	15	201	9	572	28	29	16.0	3.3	0.8	4.6	1.4	11x10^13	75x10^6	35x10^11	15x10^5	Plant Under Rehabilitation	Zafrabad SPS, Brahmpuri Sps Yamuna Vihar SPS, Ghonda-I SPS
36		Yamuna Vihar Ph-III	25	ASP	M/s Joly & joly	-	-	30	20	-	-	-	-	08.03.2025	26.98	7.30	7.60	540	40	292	25	740	68	34	27.0	3.9	1.7	6.4	3.2	24x10^13	21x10^7	21x10^12	27x10^6		Ghonda – II SPS, Zafrabad SPS, Brahmpuri SPS, Yamuna Vihar SPS
37		Sonia Vihar	7											-	-	-	-	-	-	-	-	-	-	-	-	-	-	-	-	-	-	-	-	Under Construction	

Total Treatment	**749.26**

Plant not meeting standard as per design parameter	BDL: Below detection limit ND: Not Detectable

Total No of operational plant	37
Total No of Plant Under rehabilitation	1
Outlet Sample collected	35
Plant Under Unfit (As per design)	13
Plant Under fit	22
%Unfit	37
%fit	63

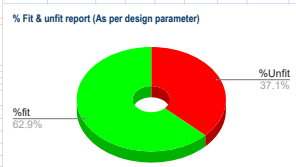

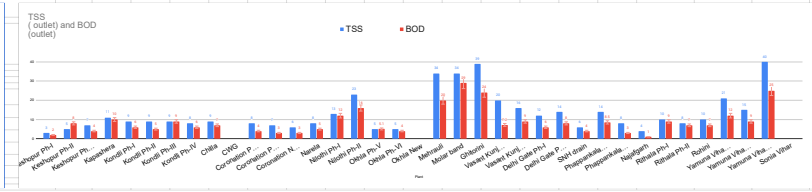

DELHI JAL BOARD

DAILY ANALYSIS REPORT OF ALL SEWAGE TREATMENT PLANT

DATE OF ANALYSIS : 09.03.2025

S.No.	Lab	Plant (STP)	Capacity (MGD)	Technology	Operator	Tertiary System	Disinfectent Type	Design Parameter(mg/l) TSS	BOD	COD	Ammonical N	Phosphate-P	Outlet MPN (F.Coli) 100ml	Date of Analysis	Average Daily Flow (MGD)	pH (inlet)	pH (oulet)	TSS (inlet) mg/l	TSS (outlet) mg/l	BOD (inlet) mg/l	BOD (outlet) mg/l	COD (inlet) mg/l	COD (outlet) mg/l	Ammonical nitrogen (Inlet) mg/l	Ammonical nitrogen (Outlet) mg/l	Ortho phosphate (inlet) mg/l	Ortho phosphate (outlet) mg/l	Sulphide (Inlet) mg/l	Sulphide (Outlet) mg/l	Inlet MPN (T.Coli) 100ml	Outlet MPN (T.Coli) 100ml	Inlet MPN (F.Coli) 100ml	Outlet MPN (F.Coli) 100ml	Remarks	Feed SPS
1	Keshopur	Keshopur Ph-I	12	ASP	VA-TECH WABAG LTD.	-	Chlorination	30	20	250	50	5	230	08.03.2025	-	7.11	7.46	160	3	158	2	369	14	36	6.4	3.8	0.3	5.7	Nil	24×10^8	24000	24×10^7	11000		Ullam Nagar SPS Pasangpur SPS Keshopur ISP
2		Keshopur Ph-II	20	ASP	Ayaappa Pvt.Ltd	-	UV (Not Started)	50	30	250	50	5	-	08.03.2025	-	7.29	7.35	539	5	252	8	617	18	28	2.4	3.4	0.7	1.2	Nil					Plant is under rehabilitation and running with 50% capacity.	
3		Keshopur Ph-III	40	ASP	Ayaappa Pvt.Ltd	-	UV (Not Started)	50	30	250	50	5	-	08.03.2025	-	7.27	7.51	504	7	247	4	644	15	29	0.1	3.0	2.4	2	Nil					under rehabilitation state and running with 50% capacity.	
4		Kapashera	5	SBR	TRIVENI	-	UV	10	10	50	5	2	230	07.03.2025	-	8.92	7.73	554	11	383	10	1076	49	71	32.5	7.5	2.3	4.4	Nil			-	-		Rajokari SPS, Rankpuri SPS, Kapashera SPS, Dundahera SPS
5	Kondli	Kondli Ph-I	10	ASP	Triveni Pvt. Ltd	RGF	Chlorination	10	10	50	5	2	230	09.03.2025	10	6.90	7.40	302	7.4	150	7	475	16	28	1.5	3.2	1.2	6	Nil						Preet Vihar, Jagriti Enclave, Geeta Colony, Mandawali, Kalyanpuri, New Kalyanpuri, Dallupura , Gharoli
6		Kondli Ph-II	25	ASP	Triveni Pvt. Ltd	RGF	Chlorination	10	10	50	5	2	230	09.03.2025	25	6.90	7.50	302	9	150	6	475	10	28	7.5	3.2	2.0	6	0.8						
7		Kondli Ph-III	10	ASP	Triveni Pvt. Ltd	RGF	Chlorination	10	10	50	5	2	230	09.03.2025	10	6.90	7.50	302	9	150	6	475	10	28	7.5	3.2	2.0	6	0.8					-	
8		Kondli Ph-IV	45	ASP(IFAS)	Ayaappa Pvt.Ltd	Disc Filter	UV	10	10	50	5	2	230	09.03.2025	45	7.00	7.50	298	7	148	5	460	12	30	6.5	3.8	1.8	6.2	0.8						
9		Chilla	9	Combitreat-ISBR	HNB Engineers		not installed, but compliance<=230	10	10	50	5	2	230	17.02.2025	9	7.10	7.40	302	9	147	7	416	14	38	0.5	4.0	1.2	6	nil						Ghazipur drain
10		CWG	1	MBR	M/s Toshiba Water Soluti on Pvt. Ltd.	Membrane Filtration	Chlorination	10	10	50	5	2	230	17.02.2025	1	7.00	7.50	294	BDL	143	BDL	392	5	35	NIL	3.8	NIL	6.4	NIL						
11	N.S.T.P.C.Pillar	Coronation Pillar Ph-II	20	ASP	DRA Infracom Pvt.Ltd.	-	UV (Not Started)	50	30	250	50	5	-	09.03.2025	10	7.20	7.50	198	6	102	3	276	12	21	0.5	2.0	0.8	2.6	0.5					Half stream of plant is Under Rehabilitation	
12		Coronation Pillar Ph-III	10	ASP	DRA Infracom Pvt.Ltd.	-	UV	10	10	50	5	2	230	09.03.2025	9.5	7.30	7.50	218	9	115	5	288	14	20	0.8	2.6	1.0	2.8	0.7						
13		Coronation New	70	ASP	L&T Construction and PASSAVANT (JV)	-	Chlorination	10	10	50	5	2	230	09.03.2025	41.693	7.30	7.60	258	05	156	3	348	12	30	0.7	3.3	0.9	3.2	nil					Poly dosing	
14		Narela	10	ASP	DRA Infracom Pvt. Ltd.	-	UV	10	10	50	5	2	230	07.03.2025	-	7.20	7.60	164	8	81	5	253	15	38	0.9	3.5	2.3	7.4	0.5						
15	Nilothi	Nilothi Ph-I	40	ASP	SUBHASH INFRA PVT. LTD	-	UV (Not Started)	50	30	250	50	5	-	08.03.2025	-	7.67	8.00	378	13	180	12	-	-	25	8.0	3.1	1.5	0.8	Nil					under rehabilitation state and running with 50% capacity.	Pratibha SPS, Bakkarwala SPS, Sayyad nangloi SPS
16		Nilothi Ph-II	20	ASP	VEOLIA INDIA	Disc Filter	Chlorination	10	10	50	5	2	230	08.03.2025	-	7.36	7.56	260	23	140	16	-	-	30	10.0	3.0	1.8	1	Nil						DDA SPS,IST New SPS, Sayyad nangloi SPS
17	Okhla	Okhla Ph-V	16	ASP	DJB	-	not installed, but compliance<=230	50	30	250	50	5	230	09.03.2025	-	7.30	7.70	254	7	210	5.1	-	-	41	2.4	1.5	1.2			21x10^13	24x10^5	21x10^12	28x10^3	PAC Dosing	
18		Okhla Ph-VI	30	ASP	SUEZ India Pvt. Ltd.	-	Chlorination	10	10	50	5	2	230	09.03.2025	-	7.30	7.70	268	7	310	6.1	-	-	42	2.1	1.4	1.1			46x10^13	28	9.1x10^12	7.3		
19		Okhla New	124											-	-	-	-	-	-	-	-	-	-	-	-	-	-	-	-	-	-	-	-	Plant Under trial run	
20		Mehrauli	5	Extended Aeration	DJB	-	-	50	30	250	50	5	-	15.02.2025	-	7.00	7.60	252	34	195	20	435	79	41	30.0	2.2	1.1			24 x 10^15	46 x 10^4				
21		Molar band	0.66	Fluidized Aerobic Bed	DJB	-	-	50	30	250	50	5	-	06.02.2025	-	7.20	7.30	310	34	245	29	-	-	45	31.0	3.2	1.2			93 x 10^12	24 x 10^5				
22		Ghitorini	5	ASP	DJB	-	-	30	20	250	50	5	-	15.02.2025	-	7.20	7.30	300	39	230	24	520	95	45	37.0	3.1	1.6			24 x 10^15	24 x 10^5				
23		Vasant Kunj Ph-I	2.2	Extended Aeration	DJB	-	-	50	30	250	50	5	-	15.02.2025	-	7.10	7.30	264	20	205	7.2	450	52	44	26.0	2.5	1.0			21 x 10^14	46 x 10^4				
24		Vasant Kunj Ph-II	3	Extended Aeration	DJB	-	-	50	30	250	50	5	-	15.02.2025	-	7.20	7.50	278	16	210	9	475	37	40	16.0	2.4	1.2			24 x 1015	24 x 10^5				
25		Delhi Gate Ph-I	2.2	Biofor and dansadeg	Degramoent	-	not installed, but compliance<=230	10	10	50	5	2	230	31.01.2025	-	7.10	7.50	170	12	143	6	-	-	42	12.0	1.8	0.6								
26		Delhi Gate Ph-II	15	Biofor and dansadeg	Degramoent	-	Chlorination	10	10	50	5	2	230	31.01.2025	-	7.30	7.60	170	14	140	8	-	-	46	20.0	2.6	2.0								
27		SNH drain	2.2	Biofor and dansadeg	Degramoent	-	not installed, but compliance<=230	10	10	50	5	2	230	31.01.2025	-	7.40	7.50	314	6	210	4	-	-	40	10.0	2.6	0.8								
28	Pappankalan	Phappankalan Ph-I	20	ASP	SUBHASH INFRA PVT. LTD	-	UV (Not Started)	50	30	250	50	5	-	08.03.2025	-	7.70	7.73	228	14	200	8.5	393	49	32	0.2	3.2	3.0	4.6	0					Plant is under Rehabilitation	Dwarka Sector-7, Dwarka Sector 11, Dwarka Sector 16, Dawrka Sector 24,
29		Phappankalan Ph-II	20	ASP	VA-TECH WABAG LTD.	Media Filtration	Chlorination	10	10	50	5	2	230	08.03.2025	-	7.70	7.94	228	8	200	3	393	18	32	0.3	3.2	2.8	4.6	0						
30		Najafgarh	5	ASP	Ayaappa Pvt.Ltd.	-	UV	10	10	50	5	2	230	07.03.2025	-	7.14	7.37	259	4	187	1	433	11	27.3	0.1	3.3	0.8	3.3	Nil			92×10^9	74	Plant Under Rehabilitation	25MGD Najafgarh SPS
31	Rithala	Rithala Ph-I	40	ASP	M/s WA TECH BABAG LTD.	Disc Filter	Chlorination	10	10	50	5	2	100	09.03.2025	42.96	7.38	7.55	336	9	180	8	449	36	26	1.0	3.8	0.9	3.2	0.8	-	-	-	-	Plant Under trial run	
32		Rithala Ph-II	40	ASP	SUEZ India Pvt. Ltd.	Disc Filter	UV	10	10	50	5	2	230	09.03.2025	38.23	7.42	7.61	392	8	195	7	490	35	32	8.0	4.1	0.4	3.6	0.8	-	-	-	-		
33	Rohini Sec-25	Rohini	15	ASP	M/s Dinesh Chandra Rohini project pvt. Ltd.	-	UV	10	10	50	5	2	230	09.03.2025	9.56	7.22	7.25	396	9	200	5	504	24	30	0.2	4.0	1.5	-	-	-	-	-	+		
34	Yamuna Vihar	Yamuna Vihar Ph-I	10	ASP	DJB	-	-	50	30	250	50	5	-	09.03.2025	10.8	7.20	7.40	368	28	212	17	578	54	32	23.0	3.8	1.3	5	2	24x10^13	15x10^7	27x10^11	20x10^5		Ghonda-I SPS, Ghonda – II SPS, Zafrabad SPS, Brahmpuri Sps
35		Yamuna Vihar Ph-II	15	ASP(IFAS)	M/s SIPL-RKC JV	Disc Filter	UV	10	10	50	5	2	230	09.03.2025	14.97	7.30	7.50	396	18	228	12	612	32	30	15.0	3.5	1.0	4.8	1.6	11x10^13	12x10^7	28x10^11	15x10^5	Plant Under Rehabilitation	Yamuna Vihar SPS, Ghonda-I SPS, Ghonda – II SPS, Zafrabad SPS, Brahmpuri SPS, Yamuna Vihar SPS
36		Yamuna Vihar Ph-III	25	ASP	M/s Joly & joly	-	-	30	20	-	-	-	-	09.03.2025	27.55	7.40	7.60	528	35	314	24	812	72	37	26.0	4.4	1.9	6.8	3.2	29x10^12	75x10^6	35x10^11	14x10^5		
37		Sonia Vihar	7											-	-	-	-	-	-	-	-	-	-	-	-	-	-	-	-	-	-	-	-	Under Construction	

Total Treatment	749.26

Plant not meeting standard as per design parameter

BDL: Below detection limit
ND: Not Detectable

Total No of operational plant	37
Total No of Plant Under rehabilitation	1
Outlet Sample collected	35
Plant Under Unfit (As per design)	13
Plant Under fit	22
%Unfit	37
%fit	63

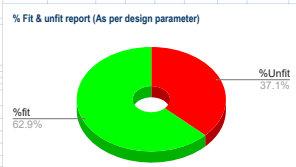

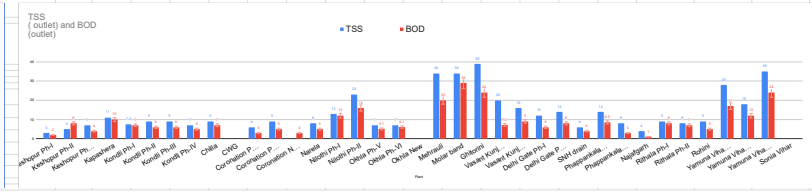

DELHI JAL BOARD

DAILY ANALYSIS REPORT OF ALL SEWAGE TREATMENT PLANT

DATE OF ANALYSIS : 10.03.2025

S.No.	Lab	Plant (STP)	Capacity (MGD)	Technology	Operator	Tertiary System	Disinfectent Type	Design Parameter(mg/l) TSS	BOD	COD	Ammonical N	Phosphate-P	Outlet MPN (F.Coli) 100ml	Date of Analysis	Average Daily Flow (MGD)	pH (inlet)	pH (oulet)	TSS (inlet) mg/l	TSS (outlet) mg/l	BOD (inlet) mg/l	BOD (outlet) mg/l	COD (inlet) mg/l	COD (outlet) mg/l	Ammonical nitrogen (inlet) mg/l	Ammonical nitrogen (Outlet) mg/l	Ortho phosphate (inlet) mg/l	Ortho phosphate (outlet) mg/l	Sulphide (Inlet) mg/l	Sulphide (Outlet) mg/l	Inlet MPN (T.Coli) 100ml	Outlet MPN (T.Coli) 100ml	Inlet MPN (F.Coli) 100ml	Outlet MPN (F.Coli) 100ml	Remarks	Feed SPS
1	Keshopur	Keshopur Ph-I	12	ASP	VA-TECH WABAG LTD.	-	Chlorination	30	20	250	50	5	230	10.03.2025	-	7.08	7.35	144	5	170	5	405	13	29	7.8	3.5	3.2	4.25	Nil						Ullam Nagar SPS Pasangpur SPS Keshopur ISP
2		Keshopur Ph-II	20	ASP	Ayaappa Pvt.Ltd	-	UV (Not Started)	50	30	250	50	5	-	10.03.2025	-	7.27	7.35	409	7	282	13	739	18	27	5.8	5.0	1.8	1.33	Nil	24×10^9	24×10^4	24×10^8	24×10^3	Plant is under rehabilitation and running with 50% capacity.	
3		Keshopur Ph-III	40	ASP	Ayaappa Pvt.Ltd	-	UV (Not Started)	50	30	250	50	5	-	10.03.2025	-	7.22	7.49	400	8	267	4	694	12	30	0.1	4.5	4.2	2.52	Nil					under rehabilitation state and running with 50% capacity.	
4		Kapashera	5	SBR	TRIVENI	-	UV	10	10	50	5	2	230	07.03.2025	-	8.92	7.73	554	11	383	10	1076	49	71	32.5	7.5	2.3	4.4	Nil			-	-		Rajokari SPS, Rankpuri SPS, Kapashera SPS, Dundahera SPS
5	Kondli	Kondli Ph-I	10	ASP	Triveni Pvt. Ltd	RGF	Chlorination	10	10	50	5	2	230	10.03.2025	10	7.00	7.50	348	9	158	8	470	30	30	1.0	4.0	1.0	6	0.4						Preet Vihar, Jagriti Enclave, Geeta Colony, Mandawali, Kalyanpuri, New Kalyanpuri, Dallupura , Gharoli
6		Kondli Ph-II	25	ASP	Triveni Pvt. Ltd	RGF	Chlorination	10	10	50	5	2	230	10.03.2025	25	7.00	7.40	348	10	158	7	470	34	30	4.5	4.0	1.5	6	0.8						
7		Kondli Ph-III	10	ASP	Triveni Pvt. Ltd	RGF	Chlorination	10	10	50	5	2	230	10.03.2025	10	7.00	7.40	348	10	158	7	470	34	30	4.5	4.0	1.5	6	0.8					-	
8		Kondli Ph-IV	45	ASP(IFAS)	Ayaappa Pvt.Ltd	Disc Filter	UV	10	10	50	5	2	230	10.03.2025	45	7.00	7.40	362	8	156	6	490	18	32	5.0	3.5	1.2	5.8	Nil						
9		Chilla	9	Combitreat-ISBR	HNB Engineers		not installed, but compliance<=230	10	10	50	5	2	230	03.03.2025	9	7.00	7.50	324	8	162	5	424	12	35	0.6	3.8	1.0	6.4	nil						Ghazipur drain
10		CWG	1	MBR	M/s Toshiba Water Soluti on Pvt. Ltd.	Membrane Filtration	Chlorination	10	10	50	5	2	230	03.03.2025	1	7.10	7.50	308	BDL	150	BDL	411	6	38	nil	4.0	nil	5.6	nil						
11	N.S.T.P.C.Pillar	Coronation Pillar Ph-II	20	ASP	DRA Infracom Pvt.Ltd.	-	UV (Not Started)	50	30	250	50	5	-	10.03.2025	8	7.20	7.50	174	8	78	4	240	15	18	0.4	2.3	0.7	2.7	0.5					Half stream of plant is Under Rehabilitation	
12		Coronation Pillar Ph-III	10	ASP	DRA Infracom Pvt.Ltd.	-	UV	10	10	50	5	2	230	10.03.2025	9.5	7.30	7.50	186	9	87	5	290	18	22	0.6	2.5	0.8	2.4	0.9						
13		Coronation New	70	ASP	L&T Construction and PASSAVANT (JV)	-	Chlorination	10	10	50	5	2	230	10.03.2025	41.393	7.20	7.60	218	6	121	3	374	13	34	0.4	3.0	0.5	2.9	bdl					Poly dosing	
14		Narela	10	ASP	DRA Infracom Pvt. Ltd.	-	UV	10	10	50	5	2	230	10.03.2025	10.46	7.30	7.50	194	10	96	6	276	19	38	0.8	4.0	2.5	5.6	1						
15	Nilothi	Nilothi Ph-I	40	ASP	SUBHASH INFRA PVT. LTD	-	UV (Not Started)	50	30	250	50	5	-	10.03.2025	-	7.51	7.88	306	11	160	12	-	-	28	5.0	3.5	1.5	0.96	Nil					under rehabilitation state and running with 50% capacity.	Pratibha SPS, Bakkarwala SPS, Sayyad nangloi SPS
16		Nilothi Ph-II	20	ASP	VEOLIA INDIA	Disc Filter	Chlorination	10	10	50	5	2	230	10.03.2025	-	7.38	7.65	180	15	140	14	-	-	23	6.0	3.1	2.5	0.7	Nil						DDA SPS,IST New SPS, Sayyad nangloi SPS
17	Okhla	Okhla Ph-V	16	ASP	DJB	-	not installed, but compliance<=230	50	30	250	50	5	230	10.03.2025	-	7.20	7.40	322	6	225	6.2	475	20	40	44.0	2.4	0.5			21x10^13	28x10^3	7.3x10^12	15x10^3	**PAC Dosing**	
18		Okhla Ph-VI	30	ASP	SUEZ India Pvt. Ltd.	-	Chlorination	10	10	50	5	2	230	10.03.2025	-	7.00	7.60	212	7	275	6.6	450	18	43	1.3	2.8	0.0			28x10^12		21x10^12			
19		Okhla New	124											-	-	-	-	-	-	-	-	-	-	-	-	-	-	-	-	-	-	-	-	Plant Under trial run	
20		Mehrauli	5	Extended Aeration	DJB	-	-	50	30	250	50	5	-	15.02.2025	-	7.00	7.60	252	34	195	20	435	79	41	30.0	2.2	1.1			24 x 10^15	46 x 10^4				
21		Molar band	0.66	Fluidized Aerobic Bed	DJB	-	-	50	30	250	50	5	-	06.02.2025	-	7.20	7.30	310	34	245	29	-	-	45	31.0	3.2	1.2			93 x 10^12	24 x 10^5				
22		Ghitorini	5	ASP	DJB	-	-	30	20	250	50	5	-	15.02.2025	-	7.20	7.30	300	39	230	24	520	95	45	37.0	3.1	1.6			24 x 10^15	24 x 10^5				
23		Vasant Kunj Ph-I	2.2	Extended Aeration	DJB	-	-	50	30	250	50	5	-	15.02.2025	-	7.10	7.30	264	20	205	7.2	450	52	44	26.0	2.5	1.0			21 x 10^14	46 x 10^4				
24		Vasant Kunj Ph-II	3	Extended Aeration	DJB	-	-	50	30	250	50	5	-	15.02.2025	-	7.20	7.50	278	16	210	9	475	37	40	16.0	2.4	1.2			24 x 1015	24 x 10^5				
25		Delhi Gate Ph-I	2.2	Biofor and dansadeg	Degramoent	-	not installed, but compliance<=230	10	10	50	5	2	230	31.01.2025	-	7.10	7.50	170	12	143	6	-	-	42	12.0	1.8	0.6								
26		Delhi Gate Ph-II	15	Biofor and dansadeg	Degramoent	-	Chlorination	10	10	50	5	2	230	31.01.2025	-	7.30	7.60	170	14	140	8	-	-	46	20.0	2.6	2.0								
27		SNH drain	2.2	Biofor and dansadeg	Degramoent	-	not installed, but compliance<=230	10	10	50	5	2	230	31.01.2025	-	7.40	7.50	314	6	210	4	-	-	40	10.0	2.6	0.8								
28	Pappankalan	Phappankalan Ph-I	20	ASP	SUBHASH INFRA PVT. LTD	-	UV (Not Started)	50	30	250	50	5	-	10.03.2025	-	7.61	7.92	316	18	235	7.5	488	55	30	0.2	3.5	3.0	3.4	Nil					Plant is under Rehabilitation	Dwarka Sector-7, Dwarka Sector 11, Dwarka Sector 16, Dawrka Sector 24,
29		Phappankalan Ph-II	20	ASP	VA-TECH WABAG LTD.	Media Filtration	Chlorination	10	10	50	5	2	230	10.03.2025	-	7.61	8.05	316	7	235	3	488	24	30	0.3	3.5	2.7	3.4	Nil						
30		Najafgarh	5	ASP	Ayaappa Pvt.Ltd.	-	UV	10	10	50	5	2	230	07.03.2025	-	7.14	7.37	259	4	187	1	433	11	27.3	0.1	3.3	0.8	3.3	Nil			92×10^9	74	Plant Under Rehabilitation	29MGD Najafgarh SPS
31	Rithala	Rithala Ph-I	40	ASP	M/s WA TECH BABAG LTD.	Disc Filter	Chlorination	10	10	50	5	2	100	10.03.2025	40.41	7.39	7.57	408	8	198	7	498	34	28	2.0	3.9	0.9	2.4	0.4	-	-	-	-	Plant Under trial run	
32		Rithala Ph-II	40	ASP	SUEZ India Pvt. Ltd.	Disc Filter	UV	10	10	50	5	2	230	10.03.2025	33.47	7.38	7.59	428	9	200	8	517	35	29	6.0	3.7	0.6	3.2	0.4	-	-	-	-		
33	Rohini Sec-25	Rohini	15	ASP	M/s Dinesh Chandra Rohini project pvt. Ltd.	-	UV	10	10	50	5	2	230	10.03.2025	10.4	7.24	7.30	460	8	231	5	576	24	25	0.6	5.5	3.0	-	-	24x10^7+	1100	24x10^7+	210		
34	Yamuna Vihar	Yamuna Vihar Ph-I	10	ASP	DJB	-	-	50	30	250	50	5	-	10.03.2025	10.61	7.20	7.40	404	36	224	23	712	68	34	23.0	3.9	1.3	4.8	1.8	11x10^13	21x10^7	42x10^11	28x10^6		Ghonda-I SPS, Ghonda – II SPS
35		Yamuna Vihar Ph-II	15	ASP(IFAS)	M/s SIPL-RKC JV	Disc Filter	UV	10	10	50	5	2	230	10.03.2025	14.79	7.30	7.60	360	16	212	10	658	30	32	16.0	3.6	1.1	4.2	1.4	24x10^13	15x10^7	12x10^11	43x10^6	Plant Under Rehabilitation	Zafrabad SPS, Brahmpuri Nala Yamuna Vihar SPS, Ghonda-I SPS, Ghonda – II SPS, Zafrabad SPS, Brahmpuri SPS, Yamuna Vihar SPS
36		Yamuna Vihar Ph-III	25	ASP	M/s Joly & joly	-	-	30	20	-	-	-	-	10.03.2025	26.85	7.40	7.60	464	29	256	20	768	72	44	29.0	4.9	1.9	6.4	3.2	29x10^12	12x10^7	53x10^11	36x10^6		
37		Sonia Vihar	7											-	-	-	-	-	-	-	-	-	-	-	-	-	-	-	-	-	-	-	-	Under Construction	

Total Treatment	**749.26**

	Plant not meeting standard as per design parameter

BDL: Below detection limit
ND: Not Detectable

Total No of operational plant	37
Total No of Plant Under rehabilitation	1
Outlet Sample collected	35
Plant Under Unfit (As per design)	12
Plant Under fit	23
%Unfit	34
%fit	66

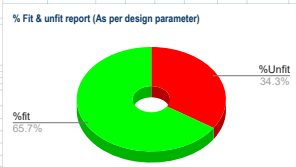

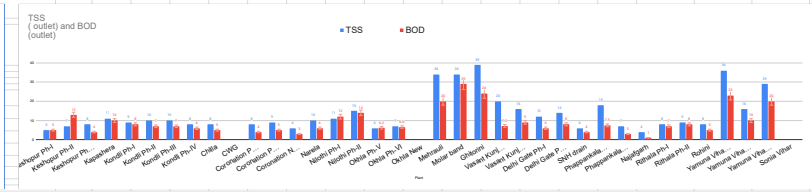

DELHI JAL BOARD

DAILY ANALYSIS REPORT OF ALL SEWAGE TREATMENT PLANT

DATE OF ANALYSIS : 11.03.2025

S.No.	Lab	Plant (STP)	Capacity (MGD)	Technology	Operator	Tertiary System	Disinfectent Type	Design Parameter(mg/l) TSS	BOD	COD	Ammonical N	Phosphate-P	Outlet MPN (F.Coli) 100ml	Date of Analysis	Average Daily Flow (MGD)	pH (inlet)	pH (oulet)	TSS (inlet) mg/l	TSS (outlet) mg/l	BOD (inlet) mg/l	BOD (outlet) mg/l	COD (inlet) mg/l	COD (outlet) mg/l	Ammonical nitrogen (Inlet) mg/l	Ammonical nitrogen (Outlet) mg/l	Ortho phosphate (inlet) mg/l	Ortho phosphate (outlet) mg/l	Sulphide (Inlet) mg/l	Sulphide (Outlet) mg/l	Inlet MPN (T.Coli) 100ml	Outlet MPN (T.Coli) 100ml	Inlet MPN (F.Coli) 100ml	Outlet MPN (F.Coli) 100ml	Remarks	Feed SPS
1	Keshopur	Keshopur Ph-I	12	ASP	VA-TECH WABAG LTD.	-	Chlorination	30	20	250	50	5	230	11.03.2025	-	7.17	7.39	399	5	218	5	712	19	28	11.0	3.0	2.5	3	Nil						Ullam Nagar SPS Pasangpur SPS Keshopur ISP
2		Keshopur Ph-II	20	ASP	Ayaappa Pvt.Ltd	-	UV (Not Started)	50	30	250	50	5	-	11.03.2025	-	7.29	7.34	492	6	275	7	823	22	36	4.0	4.0	0.6	2	Nil					Plant is under rehabilitation and running with 50% capacity.	
3		Keshopur Ph-III	40	ASP	Ayaappa Pvt.Ltd	-	UV (Not Started)	50	30	250	50	5	-	11.03.2025	-	7.20	7.47	427	7	282	4	857	17	35	0.1	3.5	3.2	4.1	Nil					under rehabilitation state and running with 50% capacity.	
4		Kapashera	5	SBR	TRIVENI	-	UV	10	10	50	5	2	230	07.03.2025	-	8.92	7.73	554	11	383	10	1076	49	71	32.5	7.5	2.3	4.4	Nil			-	-		Rajokari SPS, Rankpuri SPS, Kapashera SPS, Dundahera SPS
5	Kondli	Kondli Ph-I	10	ASP	Triveni Pvt. Ltd	RGF	Chlorination	10	10	50	5	2	230	11.03.2025	10	6.90	7.40	322	8	163	7	480	15	32	1.2	3.5	1.5	6	Nil						Preet Vihar, Jagriti Enclave, Geeta Colony, Mandawali, Kalyanpuri, New Kalyanpuri, Dallupura , Gharoli
6		Kondli Ph-II	25	ASP	Triveni Pvt. Ltd	RGF	Chlorination	10	10	50	5	2	230	11.03.2025	25	6.90	7.50	322	9	163	8	480	15	32	2.5	3.5	2.0	6	0.8						
7		Kondli Ph-III	10	ASP	Triveni Pvt. Ltd	RGF	Chlorination	10	10	50	5	2	230	11.03.2025	10	6.90	7.50	322	9	163	8	480	15	32	2.5	3.5	2.0	6	0.8					-	
8		Kondli Ph-IV	45	ASP(IFAS)	Ayaappa Pvt.Ltd	Disc Filter	UV	10	10	50	5	2	230	11.03.2025	45	7.10	7.60	340	9	160	7	462	16	35	4.5	4.0	2.2	6	Nil						
9		Chilla	9	Combitreat-ISBR	HNB Engineers		not installed, but compliance<=230	10	10	50	5	2	230	03.03.2025	9	7.00	7.50	324	8	162	5	424	12	35	0.6	3.8	1.0	6.4	nil						Ghazipur drain
10		CWG	1	MBR	M/s Toshiba Water Soluti on Pvt. Ltd.	Membrane Filtration	Chlorination	10	10	50	5	2	230	03.03.2025	1	7.10	7.50	308	BDL	150	BDL	411	6	38	nil	4.0	nil	5.6	nil						
11	N.S.T.P.C.Pillar	Coronation Pillar Ph-II	20	ASP	DRA Infracom Pvt.Ltd.	-	UV (Not Started)	50	30	250	50	5	-	-	-	-	-	-	-	-	-	-	-	-	-	-	-	-	-	-	-	-	-	Half stream of plant is Under Rehabilitation	
12		Coronation Pillar Ph-III	10	ASP	DRA Infracom Pvt.Ltd.	-	UV	10	10	50	5	2	230	11.03.2025	9.5	7.30	7.50	178	9	102	4	266	20	29	0.6	1.9	2.3	1.1	0.5						
13		Coronation New	70	ASP	L&T Construction and PASSAVANT (JV)	-	Chlorination	10	10	50	5	2	230	11.03.2025	8	7.30	7.60	182	10	111	5	327	14	27	0.3	2.0	0.3	1.5	0.3					Poly dosing	
14		Narela	10	ASP	DRA Infracom Pvt. Ltd.	-	UV	10	10	50	5	2	230	10.03.2025	10.46	7.30	7.50	194	10	96	6	276	19	38	0.8	4.0	2.5	5.6	1						
15	Nilothi	Nilothi Ph-I	40	ASP	SUBHASH INFRA PVT. LTD	-	UV (Not Started)	50	30	250	50	5	-	11.03.2025	-	7.45	7.82	364	32	180	11	-	-	20	4.0	3.2	1.8	0.8	Nil					under rehabilitation state and running with 50% capacity.	Pratibha SPS, Bakkarwala SPS, Sayyad nangloi SPS
16		Nilothi Ph-II	20	ASP	VEOLIA INDIA	Disc Filter	Chlorination	10	10	50	5	2	230	11.03.2025	-	7.38	7.61	382	20	190	12	-	-	25	12.0	3.4	2.5	0.64	Nil						DDA SPS,IST New SPS, Sayyad nangloi SPS
17	Okhla	Okhla Ph-V	16	ASP	DJB	-	not installed, but compliance<=230	50	30	250	50	5	230	11.03.2025	-	7.10	7.50	236	10	195	5	-	-	42	0.3	2.8	2.4			24x10^13	46x10^4	93x10^11	3.6x10^3	PAC Dosing	
18		Okhla Ph-VI	30	ASP	SUEZ India Pvt. Ltd.	-	Chlorination	10	10	50	5	2	230	11.03.2025	-	7.00	7.60	344	15	260	9	-	-	48	16.0	2.0	1.8			28x10^12		7.3x10^12			
19		Okhla New	124											-	-	-	-	-	-	-	-	-	-	-	-	-	-	-	-	-	-	-	-	Plant Under trial run	
20		Mehrauli	5	Extended Aeration	DJB	-	-	50	30	250	50	5	-	15.02.2025	-	7.00	7.60	252	34	195	20	435	79	41	30.0	2.2	1.1			24 x 10^15	46 x 10^4				
21		Molar band	0.66	Fluidized Aerobic Bed	DJB	-	-	50	30	250	50	5	-	06.02.2025	-	7.20	7.30	310	34	245	29	-	-	45	31.0	3.2	1.2			93 x 10^12	24 x 10^5				
22		Ghitorini	5	ASP	DJB	-	-	30	20	250	50	5	-	11.03.2025	-	7.00	7.40	568	28	360	17	-	-	64	60.0	0.5	2.8			15x10^14	24x10^5	23x10^13	11x10^5		
23		Vasant Kunj Ph-I	2.2	Extended Aeration	DJB	-	-	50	30	250	50	5	-	11.03.2025	-	7.10	7.50	592	42	260	22	-	-	46	24.0	2.4	2.0			24x10^15	24x10^5	24x10^15	93x10^3		
24		Vasant Kunj Ph-II	3	Extended Aeration	DJB	-	-	50	30	250	50	5	-	11.03.2025	-	7.20	7.50	354	25	220	14	-	-	40	21.0	0.4	1.8			24x10^15	11x10^5	46x10^14	93x10^3		
25		Delhi Gate Ph-I	2.2	Biofor and dansadeg	Degramoent	-	not installed, but compliance<=230	10	10	50	5	2	230	31.01.2025	-	7.10	7.50	170	12	143	6	-	-	42	12.0	1.8	0.6								
26		Delhi Gate Ph-II	15	Biofor and dansadeg	Degramoent	-	Chlorination	10	10	50	5	2	230	31.01.2025	-	7.30	7.60	170	14	140	8	-	-	46	20.0	2.6	2.0								
27		SNH drain	2.2	Biofor and dansadeg	Degramoent	-	not installed, but compliance<=230	10	10	50	5	2	230	31.01.2025	-	7.40	7.50	314	6	210	4	-	-	40	10.0	2.6	0.8								
28	Pappankalan	Phappankalan Ph-I	20	ASP	SUBHASH INFRA PVT. LTD	-	UV (Not Started)	50	30	250	50	5	-	10.03.2025	-	7.61	7.92	316	18	235	7.5	488	55	30	0.2	3.5	3.0	3.4	Nil					Plant is under Rehabilitation	Dwarka Sector-7, Dwarka Sector 11, Dwarka Sector 16, Dawrka Sector 24,
29		Phappankalan Ph-II	20	ASP	VA-TECH WABAG LTD.	Media Filtration	Chlorination	10	10	50	5	2	230	10.03.2025	-	7.61	8.05	316	7	235	3	488	24	30	0.3	3.5	2.7	3.4	Nil						
30		Najafgarh	5	ASP	Ayaappa Pvt.Ltd.	-	UV	10	10	50	5	2	230	11.03.2025	-	7.25	7.46	396	2	235	1	680	11	29	0.3	2.5	0.8	2.3	Nil				74	Plant Under Rehabilitation	25MGD Najafgarh SPS
31	Rithala	Rithala Ph-I	40	ASP	M/s WA TECH BABAG LTD.	Disc Filter	Chlorination	10	10	50	5	2	100	11.03.2025	44.29	7.36	7.54	256	10	145	8	364	37	23	2.0	3.7	0.4	3.6	0.8	-	-	24 x 10^6+	95	Plant Under trial run	
32		Rithala Ph-II	40	ASP	SUEZ India Pvt. Ltd.	Disc Filter	UV	10	10	50	5	2	230	11.03.2025	29.77	7.41	7.60	300	8	162	7	407	34	33	9.0	3.9	0.7	2.8	0.4	-	-	24 x 10^7+	64		
33	Rohini Sec-25	Rohini	15	ASP	M/s Dinesh Chandra Rohini project pvt. Ltd.	-	UV	10	10	50	5	2	230	11.03.2025	11.02	7.28	7.32	436	10	219	6	544	32	28	0.2	3.0	0.8	-	-	-	-	-	-		
34	Yamuna Vihar	Yamuna Vihar Ph-I	10	ASP	DJB	-	-	50	30	250	50	5	-	11.03.2025	10.85	7.30	7.40	352	37	192	24	580	72	30	22.0	4.2	1.0	5	2	11x10^13	15x10^7	42x10^11	35x10^6		Ghonda-I SPS, Ghonda – II SPS, Zafrabad SPS, Brahmpuri Sps
35		Yamuna Vihar Ph-II	15	ASP(IFAS)	M/s SIPL-RKC JV	Disc Filter	UV	10	10	50	5	2	230	11.03.2025	14.84	7.20	7.50	388	17	215	11	624	30	31	18.0	4.0	0.8	4.6	1.6	24x10^13	21x10^7	53x10^11	36x10^6	Plant Under Rehabilitation	Yamuna Vihar SPS, Ghonda-I SPS, Ghonda – II SPS, Zafrabad SPS, Brahmpuri SPS, Yamuna Vihar SPS
36		Yamuna Vihar Ph-III	25	ASP	M/s Joly & joly	-	-	30	20	-	-	-	-	11.03.2025	27.53	7.20	7.50	456	42	246	27	748	80	38	30.0	4.5	2.2	6.4	3.2	24x10^13	11x10^8	44x10^11	36x10^6		
37		Sonia Vihar	7											-	-	-	-	-	-	-	-	-	-	-	-	-	-	-	-	-	-	-	-	Under Construction	

Total Treatment	749.26

	Plant not meeting standard as per design parameter

BDL: Below detection limit
ND: Not Detectable

Total No of operational plant	37
Total No of Plant Under rehabilitation	1
Outlet Sample collected	34
Plant Under Unfit (As per design)	15
Plant Under fit	19
%Unfit	44
%fit	56

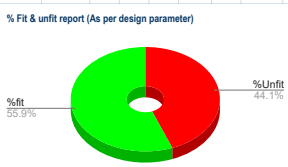

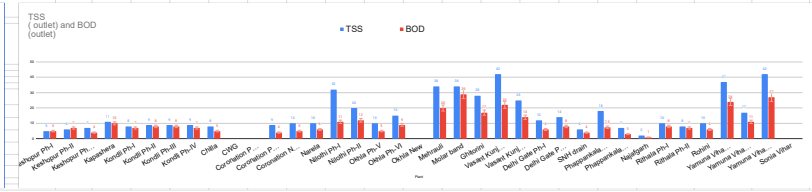

DELHI JAL BOARD

DAILY ANALYSIS REPORT OF ALL SEWAGE TREATMENT PLANT

DATE OF ANALYSIS : 12.03.2025

S.No.	Lab	Plant (STP)	Capacity (MGD)	Technology	Operator	Tertiary System	Disinfectent Type	Design Parameter(mg/l) TSS	BOD	COD	Ammonical-N	Phosphate-P	Outlet MPN (F.Coli) 100ml	Date of Analysis	Average Daily Flow (MGD)	pH (inlet) -	pH (oulet) -	TSS (inlet) mg/l	TSS (outlet) mg/l	BOD (inlet) mg/l	BOD (outlet) mg/l	COD (inlet) mg/l	COD (outlet) mg/l	Ammonical nitrogen (Inlet) mg/l	Ammonical nitrogen (Outlet) mg/l	Ortho phosphate (inlet) mg/l	Ortho phosphate (outlet) mg/l	Sulphide (Inlet) mg/l	Sulphide (Outlet) mg/l	Inlet MPN (T.Coli) 100ml	Outlet MPN (T.Coli) 100ml	Inlet MPN (F.Coli) 100ml	Outlet MPN (F.Coli) 100ml	Remarks	Feed SPS
1	Keshopur	Keshopur Ph-I	12	ASP	VA-TECH WABAG LTD.	-	Chlorination	30	20	250	50	5	230	12.03.2025		7.13	7.45	152	6	139	4	334	18	24	17.4	3.0	2.0	3.4	Nil	24×10^8	2400	24×10^7	2100		Uttam Nagar SPS Possangipur SPS Keshopur ISP
2		Keshopur Ph-II	20	ASP	Ayaappa Pvt.Ltd	-	UV (Not Started)	50	30	250	50	5	-	12.03.2025		7.31	7.37	491	7	295	8	791	32	26	10.8	3.0	1.0	1.9	Nil					Plant is under rehabilitation and running with 50% capacity.	
3		Keshopur Ph-III	40	ASP	Ayaappa Pvt.Ltd	-	UV (Not Started)	50	30	250	50	5	-	12.03.2025		7.20	7.53	436	6	287	4	762	18	26.33	0.1	3.0	3.2	3.7	Nil					under rehabilitation state and running with 50% capacity.	
4		Kapashera	5	SBR	TRIVENI	-	UV	10	10	50	5	2	230	07.03.2025	-	8.92	7.73	554	11	383	10	1076	49	71	32.5	7.5	2.3	4.4	Nil			-	-		Rajokari SPS, Rankpuri SPS, Kapashera SPS, Dundahera SPS
5	Kondli	Kondli Ph-I	10	ASP	Triveni Pvt. Ltd	RGF	Chlorination	10	10	50	5	2	230	12.03.2025	10	7.00	7.50	282	6	155	5	426	10	32	0.8	3.8	1.2	5.6	Nil						Preet Vihar, Jagriti Enclave, Geeta Colony, Mandawali, Kalyanpuri, New Kalyanpuri,, Dallupura , Gharoli
6		Kondli Ph-II	25	ASP	Triveni Pvt. Ltd	RGF	Chlorination	10	10	50	5	2	230	12.03.2025	25	7.00	7.60	282	8	155	6	426	12	32	2.0	3.8	1.8	5.6	Nil						
7		Kondli Ph-III	10	ASP	Triveni Pvt. Ltd	RGF	Chlorination	10	10	50	5	2	230	12.03.2025	10	7.00	7.60	282	8	155	6	426	12	32	2.0	3.8	1.8	5.6	Nil					-	
8		Kondli Ph-IV	45	ASP(IFAS)	Ayaappa Pvt.Ltd	Disc Filter	UV	10	10	50	5	2	230	12.03.2025	45	6.90	7.40	322	8	158	6	438	14	35	3.5	4.0	1.5	6.4	Nil						
9		Chilla	9	Combitreat-ISBR	HNB Engineers		not installed, but compliance<=230	10	10	50	5	2	230	03.03.2025	9	7.00	7.50	324	8	162	5	424	12	35	0.6	3.8	1.0	6.4	nil						Ghazipur drain
10		CWG	1	MBR	M/s Toshiba Water Soluti on Pvt. Ltd.	Membrane Filtration	Chlorination	10	10	50	5	2	230	03.03.2025	1	7.10	7.50	308	BDL	150	BDL	411	6	38	nil	4.0	nil	5.6	nil						
11	N.S.T.P.C.Pillar	Coronation Pillar Ph-II	20	ASP	DRA Infracom Pvt.Ltd.	-	UV (Not Started)	50	30	250	50	5	-	12.03.2025	8	7.20	7.60	170	7	96	5	312	10	28	0.5	1.8	1.4	3.9	0.4					Half stream of plant is Under Rehabilitation	
12		Coronation Pillar Ph-III	10	ASP	DRA Infracom Pvt.Ltd.	-	UV	10	10	50	5	2	230	12.03.2025	9.5	7.00	7.50	164	10	102	3	296	19	30	0.6	2.0	2.1	3.1	0.5						
13		Coronation New	70	ASP	L&T Construction and PASSAVANT (JV)	-	Chlorination	10	10	50	5	2	230	12.03.2025	53.049	7.10	7.70	214	9	146	4	364	14	35	0.4	2.5	1.0	4	0.4					Poly dosing	
14		Narela	10	ASP	DRA Infracom Pvt. Ltd.	-	UV	10	10	50	5	2	230	12.03.2025	10.29	7.20	7.40	204	10	144	5	398	19	40	0.6	4.2	2.7	4.6	0.5						
15	Nilothi	Nilothi Ph-I	40	ASP	SUBHASH INFRA PVT. LTD	-	UV (Not Started)	50	30	250	50	5	-	12.03.2025		7.51	7.91	368	9	170	12	-	-	28	7.0	3.2	1.8	0.96	Nil			36 x 10^10	7300	under rehabilitation state and running with 50% capacity.	Pratibha SPS, Bakkarwala SPS, Sayyad nangloi SPS
16		Nilothi Ph-II	20	ASP	VEOLIA INDIA	Disc Filter	Chlorination	10	10	50	5	2	230	12.03.2025		7.49	7.75	218	17	140	16	-	-	23	17.0	3.0	4.0	0.8	Nil			35 x 10^10	1100		DDA SPS,IST New SPS, Sayyad nangloi SPS
17	Okhla	Okhla Ph-V	16	ASP	DJB	-	not installed, but compliance<=230	50	30	250	50	5	230	12.03.2025		7.20	7.40	574	9	225	5.3	-	-	40	2.4	0.4	0.2			11x10^13	46x10^4	93x10^12	23x10^3	PAC Dosing	
18		Okhla Ph-VI	30	ASP	SUEZ India Pvt. Ltd.	-	Chlorination	10	10	50	5	2	230	12.03.2025		7.20	7.60	576	5	580	7.1	-	-	48	2.4	0.4	0.2			24x10^14	<1.8	24x10^13	<1.8		
19		Okhla New	124											-	-	-	-	-	-	-	-	-	-	-	-	-	-	-	-	-	-	-	-	Plant Under trial run	
20		Mehrauli	5	Extended Aeration	DJB	-	-	50	30	250	50	5	-	15.02.2025	-	7.00	7.60	252	34	195	20	435	79	41	30.0	2.2	1.1			24 x 10^15	46 x 10^4				
21		Molar band	0.66	Fluidized Aerobic Bed	DJB	-	-	50	30	250	50	5	-	06.02.2025	-	7.20	7.30	310	34	245	29	-	-	45	31.0	3.2	1.2			93 x 10^12	24 x 10^5				
22		Ghitorini	5	ASP	DJB	-	-	30	20	250	50	5	-	11.03.2025	-	7.00	7.40	568	28	360	17	-	-	64	60.0	0.5	2.8			15x10^14	24x10^5	23x10^13	11x10^5		
23		Vasant Kunj Ph-I	2.2	Extended Aeration	DJB	-	-	50	30	250	50	5	-	11.03.2025	-	7.10	7.50	592	42	260	22	-	-	46	24.0	2.4	2.0			24x10^15	24x10^5	24x10^15	93x10^3		
24		Vasant Kunj Ph-II	3	Extended Aeration	DJB	-	-	50	30	250	50	5	-	11.03.2025	-	7.20	7.50	354	25	220	14	-	-	40	21.0	0.4	1.8			24x10^15	11x10^5	46x10^14	93x10^3		
25		Delhi Gate Ph-I	2.2	Biofor and dansadeg	Degramoent	-	not installed, but compliance<=230	10	10	50	5	2	230	31.01.2025	-	7.10	7.50	170	12	143	6	-	-	42	12.0	1.8	0.6								
26		Delhi Gate Ph-II	15	Biofor and dansadeg	Degramoent	-	Chlorination	10	10	50	5	2	230	31.01.2025	-	7.30	7.60	170	14	140	8	-	-	46	20.0	2.6	2.0								
27		SNH drain	2.2	Biofor and dansadeg	Degramoent	-	not installed, but compliance<=230	10	10	50	5	2	230	31.01.2025	-	7.40	7.50	314	6	210	4	-	-	40	10.0	2.6	0.8								
28	Pappankalan	Phappankalan Ph-I	20	ASP	SUBHASH INFRA PVT. LTD	-	UV (Not Started)	50	30	250	50	5	-	12.03.2025		7.58	7.52	430	15	260	8	625	47	25	0.2	3.2	2.5	2.3	Nil	23*10^13	20*10^4	15*10^9	4400	Plant is under Rehabilitation	Dwarka Sector-7, Dwarka Sector 11, Dwarka Sector 16, Dawrka Sector 24,
29		Phappankalan Ph-II	20	ASP	VA-TECH WABAG LTD.	Media Filtration	Chlorination	10	10	50	5	2	230	12.03.2025		7.58	8.10	430	7	260	3.5	625	22	25	0.3	3.2	2.0	2.3	Nil	23*10^13	1100	15*10^9	350		
30		Najafgarh	5	ASP	Ayaappa Pvt.Ltd.	-	UV	10	10	50	5	2	230	11.03.2025	-	7.25	7.46	396	2	235	1	680	11	29	0.3	2.5	0.8	2.3	Nil				74	Plant Under Rehabilitation	25MGD Najafgarh SPS
31	Rithala	Rithala Ph-I	40	ASP	Ms WA TECH BABAG LTD.	Disc Filter	Chlorination	10	10	50	5	2	100	12.03.2025	43.17	7.39	7.60	296	11	163	10	404	38	28	4.0	4.0	0.7	3.2	1.2	-	-	-	-	Plant Under trial run	
32		Rithala Ph-II	40	ASP	SUEZ India Pvt. Ltd.	Disc Filter	UV	10	10	50	5	2	230	12.03.2025	37.94	7.45	7.59	352	10	185	9	462	36	32	9.0	3.9	0.6	3.6	0.8	-	-	-	-		
33	Rohini Sec-25	Rohini	15	ASP	Ms Dinesh Chandra Rohini project pvt. Ltd .	-	UV	10	10	50	5	2	230	12.03.2025	11.72	7.23	7.37	360	10	187	7	472	28	22	0.2	3.2	1.0	-	-	-	-	-	-		
34	Yamuna Vihar	Yamuna Vihar Ph-I	10	ASP	DJB	-	-	50	30	250	50	5	-	12.03.2025	10.64	7.20	7.40	368	35	194	25	552	64	42	22.0	5.2	2.0	5.2	2.2	21x10^12	12x10^7	27x10^11	20x10^6		Ghonda-I SPS, Ghonda – II SPS Zafrabad SPS, Brahampuri SPS
35		Yamuna Vihar Ph-II	15	ASP(IFAS)	M/s SIPL-RKC JV	Disc Filter	UV	10	10	50	5	2	230	12.03.2025	14.97	7.30	7.60	340	18	170	11	512	30	30	18.0	4.0	0.8	4.4	2	29x10^12	21x10^7	39x10^11	20x10^6	Plant Under Rehabilitation	Yamuna Vihar SPS, Ghonda-I SPS Ghonda – II SPS, Zafrabad SPS
36		Yamuna Vihar Ph-III	25	ASP	M/s Joly & joly	-	-	30	20	-	-	-	-	12.03.2025	27.85	7.20	7.60	396	45	246	28	596	76	41	28.0	5.6	2.0	6.8	3.8	24x10^13	29x10^7	75x10^11	27x10^6		Brahampuri SPS, Yamuna Vihar SPS
37		Sonia Vihar	7											-	-	-	-	-	-	-	-	-	-	-	-	-	-	-	-	-	-	-	-	Under Construction	
		Total Treatment	**749.26**																																

Plant not meeting standard as per design parameter	BDL: Below detection limit ND: Not Detectable

Total No of operational plant	37
Total No of Plant Under rehabilitation	1
Outlet Sample collected	35
Plant Under Unfit (As per design)	13
Plant Under fit	22
%Unfit	37
%fit	63

% Fit & unfit report (As per design parameter)

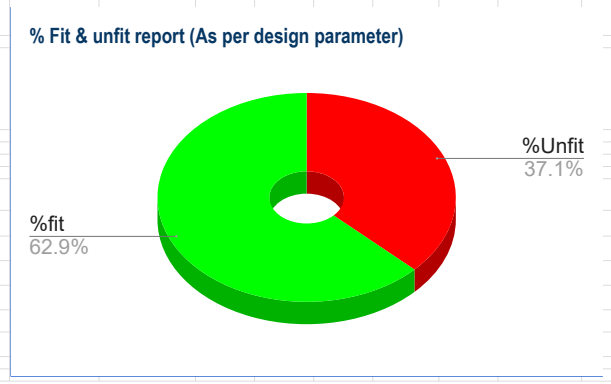

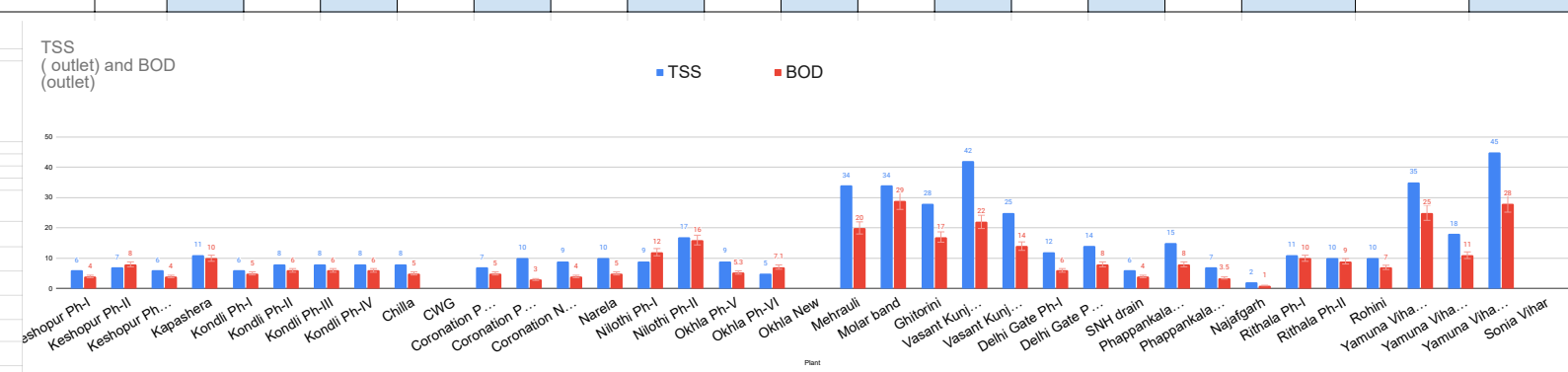

DELHI JAL BOARD

DAILY ANALYSIS REPORT OF ALL SEWAGE TREATMENT PLANT

DATE OF ANALYSIS : 13.03.2025

S.No.	Lab	Plant (STP)	Capacity (MGD)	Technology	Operator	Tertiary System	Disinfectent Type	Design Parameter(mg/l) TSS	BOD	COD	Ammonical N	Phosphate-P	Outlet MPN (F.Coli) 100ml	Date of Analysis	Average Daily Flow (MGD)	pH (inlet)	pH (oulet)	TSS (inlet) mg/l	TSS (outlet) mg/l	BOD (inlet) mg/l	BOD (outlet) mg/l	COD (inlet) mg/l	COD (outlet) mg/l	Ammonical nitrogen (Inlet) mg/l	Ammonical nitrogen (Outlet) mg/l	Ortho phosphate (inlet) mg/l	Ortho phosphate (outlet) mg/l	Sulphide (Inlet) mg/l	Sulphide (Outlet) mg/l	Inlet MPN (T.Coli) 100ml	Outlet MPN (T.Coli) 100ml	Inlet MPN (F.Coli) 100ml	Outlet MPN (F.Coli) 100ml	Remarks	Feed SPS
1	Keshopur	Keshopur Ph-I	12	ASP	VA-TECH WABAG LTD.	-	Chlorination	30	20	250	50	5	230	13.03.2025	-	7.03	7.52	137	23	-	-	-	-	40.66	13.6	4.0	2.0	8.1	Nil						Uttam Nagar SPS Pasangpur SPS Keshopur ISP
2		Keshopur Ph-II	20	ASP	Ayaappa Pvt.Ltd	-	UV (Not Started)	50	30	250	50	5	-	13.03.2025	-	7.23	7.35	369	8	-	-	-	-	24.6	4.6	3.2	0.8	1.5	Nil					Plant is under rehabilitation and running with 50% capacity.	
3		Keshopur Ph-III	40	ASP	Ayaappa Pvt.Ltd	-	UV (Not Started)	50	30	250	50	5	-	13.03.2025	-	7.12	7.50	317	7	-	-	-	-	22.66	0.1	2.5	2.0	4.4	Nil					under rehabilitation state and running with 50% capacity.	
4		Kapashera	5	SBR	TRIVENI	-	UV	10	10	50	5	2	230	07.03.2025	-	8.92	7.73	554	11	383	10	1076	49	71	32.5	7.5	2.3	4.4	Nil			-	-		Rajokari SPS, Rankpuri SPS, Kapashera SPS, Dundahera SPS
5	Kondli	Kondli Ph-I	10	ASP	Triveni Pvt. Ltd	RGF	Chlorination	10	10	50	5	2	230	13.03.2025	10	7.00	7.20	322	8	160	7	480	18	32	1.5	4.2	1.5	5.6	0.4						Preet Vihar, Jagriti Enclave, Geeta Colony, Mandawali, Kalyanpuri, New Kalyanpuri, Dallupura , Gharoli
6		Kondli Ph-II	25	ASP	Triveni Pvt. Ltd	RGF	Chlorination	10	10	50	5	2	230	13.03.2025	25	7.00	7.30	322	7	160	6	480	15	32	4.0	4.2	0.8	5.6	Nil						
7		Kondli Ph-III	10	ASP	Triveni Pvt. Ltd	RGF	Chlorination	10	10	50	5	2	230	13.03.2025	10	7.00	7.30	322	7	160	6	480	15	32	4.0	4.2	0.8	5.6	Nil					-	
8		Kondli Ph-IV	45	ASP(IFAS)	Ayaappa Pvt.Ltd	Disc Filter	UV	10	10	50	5	2	230	13.03.2025	45	7.10	7.40	340	9	165	8	495	20	30	4.8	3.2	1.0	6.4	0.8						
9		Chilla	9	Combitreat-ISBR	HNB Engineers		not installed, but compliance<=230	10	10	50	5	2	230	03.03.2025	9	7.00	7.50	324	8	162	5	424	12	35	0.6	3.8	1.0	6.4	nil						Ghazipur drain
10		CWG	1	MBR	M/s Toshiba Water Soluti on Pvt. Ltd.	Membrane Filtration	Chlorination	10	10	50	5	2	230	03.03.2025	1	7.10	7.50	308	BDL	150	BDL	411	6	38	nil	4.0	nil	5.6	nil						
11	N.S.T.P.C.Pillar	Coronation Pillar Ph-II	20	ASP	DRA Infracom Pvt.Ltd.	-	UV (Not Started)	50	30	250	50	5	-	13.03.2025	10	7.30	7.50	182	6	78	4	290	11	26	0.6	2.0	1.0	3.5	0.5					Half stream of plant is Under Rehabilitation	
12		Coronation Pillar Ph-III	10	ASP	DRA Infracom Pvt.Ltd.	-	UV	10	10	50	5	2	230	13.03.2025	9.5	7.20	7.50	158	7	74	5	308	12	28	0.7	2.2	1.2	3.2	0.8						
13		Coronation New	70	ASP	L&T Construction and PASSAVANT (JV)	-	Chlorination	10	10	50	5	2	230	13.03.2025	52.787	7.40	7.60	246	8	119	4	342	15	37	0.6	3.0	0.8	4.2	1					Poly dosing	
14		Narela	10	ASP	DRA Infracom Pvt. Ltd.	-	UV	10	10	50	5	2	230	12.03.2025	10.29	7.20	7.40	204	10	144	5	398	19	40	0.6	4.2	2.7	4.6	0.5						
15	Nilothi	Nilothi Ph-I	40	ASP	SUBHASH INFRA PVT. LTD	-	UV (Not Started)	50	30	250	50	5	-	13.03.2025	-	7.58	8.00	472	16	-	-	-	-	30	8.0	3.5	1.5	0.88	Nil					under rehabilitation state and running with 50% capacity.	Pratibha SPS, Bakkarwala SPS, Sayyad nangloi SPS
16		Nilothi Ph-II	20	ASP	VEOLIA INDIA	Disc Filter	Chlorination	10	10	50	5	2	230	13.03.2025	-	7.50	7.74	544	12	-	-	-	-	28	16.0	3.0	4.2	0.72	Nil						DDA SPS,IST New SPS, Sayyad nangloi SPS
17	Okhla	Okhla Ph-V	16	ASP	DJB	-	not installed, but compliance<=230	50	30	250	50	5	230	13.03.2025	-	7.00	7.60	250	9	195	5	-	-	40	0.4	2.5	2.4			46 x 10^13	21 x 10^4	15 x 10^12	9.1 x 10^3	PAC Dosing	
18		Okhla Ph-VI	30	ASP	SUEZ India Pvt. Ltd.	-	Chlorination	10	10	50	5	2	230	13.03.2025	-	7.10	7.40	280	11	205	6	-	-	46	4.2	2.0	1.0			24 x 10^14	24 x 10^2	46 x 10^13	93		
19		Okhla New	124											-	-	-	-	-	-	-	-	-	-	-	-	-	-	-	-	-	-	-	-	Plant Under trial run	
20		Mehrauli	5	Extended Aeration	DJB	-	-	50	30	250	50	5	-	15.02.2025	-	7.00	7.60	252	34	195	20	435	79	41	30.0	2.2	1.1			24 x 10^15	46 x 10^4				
21		Molar band	0.66	Fluidized Aerobic Bed	DJB	-	-	50	30	250	50	5	-	06.02.2025	-	7.20	7.30	310	34	245	29	-	-	45	31.0	3.2	1.2			93 x 10^12	24 x 10^5				
22		Ghitorini	5	ASP	DJB	-	-	30	20	250	50	5	-	11.03.2025	-	7.00	7.40	568	28	360	17	-	-	64	60.0	0.5	2.8			15x10^14	24x10^5	23x10^13	11x10^5		
23		Vasant Kunj Ph-I	2.2	Extended Aeration	DJB	-	-	50	30	250	50	5	-	11.03.2025	-	7.10	7.50	592	42	260	22	-	-	46	24.0	2.4	2.0			24x10^15	24x10^5	24x10^15	93x10^3		
24		Vasant Kunj Ph-II	3	Extended Aeration	DJB	-	-	50	30	250	50	5	-	11.03.2025	-	7.20	7.50	354	25	220	14	-	-	40	21.0	0.4	1.8			24x10^15	11x10^5	46x10^14	93x10^3		
25		Delhi Gate Ph-I	2.2	Biofor and dansadeg	Degramoent	-	not installed, but compliance<=230	10	10	50	5	2	230	31.01.2025	-	7.10	7.50	170	12	143	6	-	-	42	12.0	1.8	0.6								
26		Delhi Gate Ph-II	15	Biofor and dansadeg	Degramoent	-	Chlorination	10	10	50	5	2	230	31.01.2025	-	7.30	7.60	170	14	140	8	-	-	46	20.0	2.6	2.0								
27		SNH drain	2.2	Biofor and dansadeg	Degramoent	-	not installed, but compliance<=230	10	10	50	5	2	230	31.01.2025	-	7.40	7.50	314	6	210	4	-	-	40	10.0	2.6	0.8								
28	Pappankalan	Phappankalan Ph-I	20	ASP	SUBHASH INFRA PVT. LTD	-	UV (Not Started)	50	30	250	50	5	-	13.03.2025	-	7.57	7.72	314	17	-	-	517	43	22	1.0	2.8	2.2	4.3	Nil					Plant is under Rehabilitation	Dwarka Sector-7, Dwarka Sector 11, Dwarka Sector 16, Dawrka Sector 24,
29		Phappankalan Ph-II	20	ASP	VA-TECH WABAG LTD.	Media Filtration	Chlorination	10	10	50	5	2	230	13.03.2025	-	7.57	8.07	314	6	-	-	517	18	22	1.2	2.8	2.0	4.3	Nil						
30		Najafgarh	5	ASP	Ayaappa Pvt.Ltd.	-	UV	10	10	50	5	2	230	11.03.2025	-	7.25	7.46	396	2	235	1	680	11	29	0.3	2.5	0.8	2.3	Nil				74	Plant Under Rehabilitation	29MGD Najafgarh SPS
31	Rithala	Rithala Ph-I	40	ASP	M/s WA TECH BABAG LTD.	Disc Filter	Chlorination	10	10	50	5	2	100	13.03.2025	42.83	7.35	7.58	344	8	182	7	449	34	27	3.0	3.8	0.8	3.6	0.4	_	-	-	-	Plant Under trial run	
32		Rithala Ph-II	40	ASP	SUEZ India Pvt. Ltd.	Disc Filter	UV	10	10	50	5	2	230	13.03.2025	36.83	7.43	7.61	356	9	185	8	450	35	30	8.0	3.7	0.7	4.4	1.2	-	-	-	-		
33	Rohini Sec-25	Rohini	15	ASP	M/s Dinesh Chandra Rohini project pvt. Ltd.	-	UV	10	10	50	5	2	230	13.03.2025	11.1	7.20	7.28	192	9	121	5	304	24	35	0.6	5.0	1.8	-	-	24x10^8+	240	24x10^8+	1100		
34	Yamuna Vihar	Yamuna Vihar Ph-I	10	ASP	DJB	-	-	50	30	250	50	5	-	13.03.2025	10.9	7.20	7.40	424	28	269	18	675	52	40	30.0	4.4	1.4	4.8	1.8	24x10^13	46x10^7	12x10^11	20x10^6		Ghonda-I SPS, Ghonda – II SPS Zafrabad SPS, Brahampuri Nala
35		Yamuna Vihar Ph-II	15	ASP(IFAS)	M/s SIPL-RKC JV	Disc Filter	UV	10	10	50	5	2	230	13.03.2025	15.05	7.30	7.50	340	14	210	8	592	30	32	17.0	3.8	0.9	4.2	1.4	21x10^12	15x10^7	36x10^11	28x10^6	Plant Under Rehabilitation	Yamuna Vihar SPS, Ghonda-I SPS
36		Yamuna Vihar Ph-III	25	ASP	M/s Joly & joly	-	-	30	20	-	-	-	-	13.03.2025	28.07	7.20	7.40	508	27	320	18	410	65	42	33.0	4.8	1.8	13.2	3	11x10^13	21x10^7	93x10^11	42x10^6		Ghonda – II SPS, Zafrabad SPS, Brahampuri SPS, Yamuna Vihar SPS
37		Sonia Vihar	7											-	-	-	-	-	-	-	-	-	-	-	-	-	-	-	-	-	-	-	-	Under Construction	

Total Treatment	749.26

Plant not meeting standard as per design parameter

BDL: Below detection limit
ND: Not Detectable

Total No of operational plant	37
Total No of Plant Under rehabilitation	1
Outlet Sample collected	35
Plant Under Unfit (As per design)	11
Plant Under fit	24
%Unfit	31
%fit	69

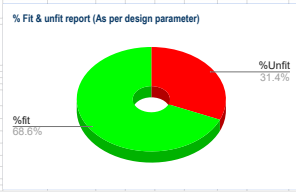

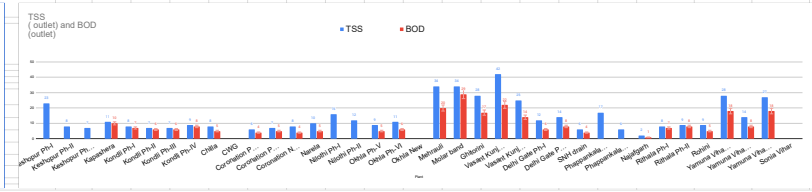

DELHI JAL BOARD

DAILY ANALYSIS REPORT OF ALL SEWAGE TREATMENT PLANT

DATE OF ANALYSIS : 14.03.2025

S.No.	Lab	Plant (STP)	Capacity (MGD)	Technology	Operator	Tertiary System	Disinfectent Type	Design Parameter(mg/l) TSS	BOD	COD	Ammonical N	Phosphate-P	Outlet MPN (F.Coli) 100ml	Date of Analysis	Average Daily Flow (MGD)	pH (inlet)	pH (oulet)	TSS (inlet) mg/l	TSS (outlet) mg/l	BOD (inlet) mg/l	BOD (outlet) mg/l	COD (inlet) mg/l	COD (outlet) mg/l	Ammonical nitrogen (Inlet) mg/l	Ammonical nitrogen (Outlet) mg/l	Ortho phosphate (inlet) mg/l	Ortho phosphate (outlet) mg/l	Sulphide (Inlet) mg/l	Sulphide (Outlet) mg/l	Inlet MPN (T.Coli) 100ml	Outlet MPN (T.Coli) 100ml	Inlet MPN (F.Coli) 100ml	Outlet MPN (F.Coli) 100ml	Remarks	Feed SPS
1	Keshopur	Keshopur Ph-I	12	ASP	VA-TECH WABAG LTD.	-	Chlorination	30	20	250	50	5	230	14.03.2025		7.17	7.63	318	11	235	5	628	22	23	11.0	2.8	2.6	4.2	Nil						Ullam Nagar SPS Pawangpur SPS Keshopur ISP
2		Keshopur Ph-II	20	ASP	Ayaappa Pvt.Ltd	-	UV (Not Started)	50	30	250	50	5	-	14.03.2025		7.34	7.39	405	26	265	3	708	45	24	5.0	3.4	0.8	2	Nil					Plant is under rehabilitation and running with 50% capacity.	
3		Keshopur Ph-III	40	ASP	Ayaappa Pvt.Ltd	-	UV (Not Started)	50	30	250	50	5	-	14.03.2025		7.19	7.41	360	7	235	4	645	20	25	0.4	3.1	2.4	3.9	Nil					under rehabilitation state and running with 50% capacity.	
4		Kapashera	5	SBR	TRIVENI	-	UV	10	10	50	5	2	230	07.03.2025	-	8.92	7.73	554	11	383	10	1076	49	71	32.5	7.5	2.3	4.4	Nil			-	-		Rajokari SPS, Rankpuri SPS, Kapashera SPS, Dundahera SPS
5	Kondli	Kondli Ph-I	10	ASP	Triveni Pvt. Ltd	RGF	Chlorination	10	10	50	5	2	230	14.03.2025	10	6.90	7.40	324	9	162	6	490	10	35	1.5	3.8	1.5	6.2	Nil						Preet Vihar, Jagriti Enclave, Geeta Colony, Mandawali, Kalyanpuri, New Kalyanpuri, Dallupura , Gharoli
6		Kondli Ph-II	25	ASP	Triveni Pvt. Ltd	RGF	Chlorination	10	10	50	5	2	230	14.03.2025	25	6.90	7.60	324	8	162	7	490	18	35	3.5	3.8	1.8	6.2	0.6						
7		Kondli Ph-III	10	ASP	Triveni Pvt. Ltd	RGF	Chlorination	10	10	50	5	2	230	14.03.2025	10	6.90	7.60	324	8	162	7	490	18	35	3.5	3.8	1.8	6.2	0.6					-	
8		Kondli Ph-IV	45	ASP(IFAS)	Ayaappa Pvt.Ltd	Disc Filter	UV	10	10	50	5	2	230	14.03.2025	45	6.90	7.50	336	8	160	5	475	12	35	4.5	3.5	2.0	6.8	Nil						
9		Chilla	9	Combitreat-ISBR	HNB Engineers		not installed, but compliance<=230	10	10	50	5	2	230	03.03.2025	9	7.00	7.50	324	8	162	5	424	12	35	0.6	3.8	1.0	6.4	nil						Ghazipur drain
10		CWG	1	MBR	M/s Toshiba Water Soluti on Pvt. Ltd.	Membrane Filtration	Chlorination	10	10	50	5	2	230	03.03.2025	1	7.10	7.50	308	BDL	150	BDL	411	6	38	nil	4.0	nil	5.6	nil						
11	N.S.T.P.C.Pillar	Coronation Pillar Ph-II	20	ASP	DRA Infracom Pvt.Ltd.	-	UV (Not Started)	50	30	250	50	5	-	14.03.2025	8	7.20	7.50	192	9	105	4	293	12	25	0.7	1.8	0.9	3.2	0.6					Half stream of plant is Under Rehabilitation	
12		Coronation Pillar Ph-III	10	ASP	DRA Infracom Pvt.Ltd.	-	UV	10	10	50	5	2	230	14.03.2025	9.5	7.20	7.50	172	8	76	4	275	11	28	0.8	2.0	1.4	1.9	0.5						
13		Coronation New	70	ASP	L&T Construction and PASSAVANT (JV)	-	Chlorination	10	10	50	5	2	230	14.03.2025	45.334	7.30	7.60	262	6	166	3	380	10	35	0.6	2.6	0.8	2.8	0.4					Poly dosing	
14		Narela	10	ASP	DRA Infracom Pvt. Ltd.	-	UV	10	10	50	5	2	230	12.03.2025	10.29	7.20	7.40	204	10	144	5	398	19	40	0.6	4.2	2.7	4.6	0.5						
15	Nilothi	Nilothi Ph-I	40	ASP	SUBHASH INFRA PVT. LTD	-	UV (Not Started)	50	30	250	50	5	-	14.03.2025		7.48	8.00	156	12	130	14	-	-	28	6.0	3.2	2.0	0.8	Nil					under rehabilitation state and running with 50% capacity.	Pratibha SPS, Bakkarwala SPS, Sayyad nangloi SPS
16		Nilothi Ph-II	20	ASP	VEOLIA INDIA	Disc Filter	Chlorination	10	10	50	5	2	230	14.03.2025		7.45	7.78	234	11	150	16	-	-	25	10.0	3.0	4.0	1	Nil						DDA SPS,IST New SPS, Sayyad nangloi SPS
17	Okhla	Okhla Ph-V	16	ASP	DJB	-	not installed, but compliance<=230	50	30	250	50	5	230	14.03.2025		7.20	7.50	252	8	170	7	-	-	42	3.4	2.8	0.7			46 x 10^13	24 x 10^4	21 x 10^12	15 x 10^3	PAC Dosing	
18		Okhla Ph-VI	30	ASP	SUEZ India Pvt. Ltd.	-	Chlorination	10	10	50	5	2	230	14.03.2025		7.00	7.70	310	6	155	5.8	-	-	40	2.8	2.4	0.0			24 x 10^14	35	28 x 10^12	28		
19		Okhla New	124											-	-	-	-	-	-	-	-	-	-	-	-	-	-	-	-	-	-	-	-	Plant Under trial run	
20		Mehrauli	5	Extended Aeration	DJB	-	-	50	30	250	50	5	-	15.02.2025	-	7.00	7.60	252	34	195	20	435	79	41	30.0	2.2	1.1			24 x 10^15	46 x 10^4				
21		Molar band	0.66	Fluidized Aerobic Bed	DJB	-	-	50	30	250	50	5	-	06.02.2025	-	7.20	7.30	310	34	245	29	-	-	45	31.0	3.2	1.2			93 x 10^12	24 x 10^5				
22		Ghitorini	5	ASP	DJB	-	-	30	20	250	50	5	-	11.03.2025	-	7.00	7.40	568	28	360	17	-	-	64	60.0	0.5	2.8			15x10^14	24x10^5	23x10^13	11x10^5		
23		Vasant Kunj Ph-I	2.2	Extended Aeration	DJB	-	-	50	30	250	50	5	-	11.03.2025	-	7.10	7.50	592	42	260	22	-	-	46	24.0	2.4	2.0			24x10^15	24x10^5	24x10^15	93x10^3		
24		Vasant Kunj Ph-II	3	Extended Aeration	DJB	-	-	50	30	250	50	5	-	11.03.2025	-	7.20	7.50	354	25	220	14	-	-	40	21.0	0.4	1.8			24x10^15	11x10^5	46x10^14	93x10^3		
25		Delhi Gate Ph-I	2.2	Biofor and dansadeg	Degramoent	-	not installed, but compliance<=230	10	10	50	5	2	230	31.01.2025	-	7.10	7.50	170	12	143	6	-	-	42	12.0	1.8	0.6								
26		Delhi Gate Ph-II	15	Biofor and dansadeg	Degramoent	-	Chlorination	10	10	50	5	2	230	31.01.2025	-	7.30	7.60	170	14	140	8	-	-	46	20.0	2.6	2.0								
27		SNH drain	2.2	Biofor and dansadeg	Degramoent	-	not installed, but compliance<=230	10	10	50	5	2	230	31.01.2025	-	7.40	7.50	314	6	210	4	-	-	40	10.0	2.6	0.8								
28	Pappankalan	Phappankalan Ph-I	20	ASP	SUBHASH INFRA PVT. LTD	-	UV (Not Started)	50	30	250	50	5	-	13.03.2025	-	7.57	7.72	314	17	-	-	517	43	22	1.0	2.8	2.2	4.3	Nil					Plant is under Rehabilitation	Dwarka Sector-7, Dwarka Sector 11, Dwarka Sector 16, Dawrka Sector 24,
29		Phappankalan Ph-II	20	ASP	VA-TECH WABAG LTD.	Media Filtration	Chlorination	10	10	50	5	2	230	13.03.2025	-	7.57	8.07	314	6	-	-	517	18	22	1.2	2.8	2.0	4.3	Nil						
30		Najafgarh	5	ASP	Ayaappa Pvt.Ltd.	-	UV	10	10	50	5	2	230	11.03.2025	-	7.25	7.46	396	2	235	1	680	11	29	0.3	2.5	0.8	2.3	Nil				74	Plant Under Rehabilitation	29MGD Najafgarh SPS
31	Rithala	Rithala Ph-I	40	ASP	M/s WA TECH BABAG LTD.	Disc Filter	Chlorination	10	10	50	5	2	100	14.03.2025	42.96	7.40	7.58	320	9	170	8	426	35	32	9.0	3.6	0.9	2.8	0.8	-	-	-	-	Plant Under trial run	
32		Rithala Ph-II	40	ASP	SUEZ India Pvt. Ltd.	Disc Filter	UV	10	10	50	5	2	230	14.03.2025	39.95	7.41	7.60	336	8	182	7	451	33	36	4.0	4.0	0.5	3.2	0.8	-	-	-	-		
33	Rohini Sec-25	Rohini	15	ASP	M/s Dinesh Chandra Rohini project pvt. Ltd.	-	UV	10	10	50	5	2	230	14.03.2025	11.47	7.10	7.56	344	10	181	7	448	32	33	0.5	3.8	2.0	-	-	-	-	-	-		
34	Yamuna Vihar	Yamuna Vihar Ph-I	10	ASP	DJB	-	-	50	30	250	50	5	-	14.03.2025	10.65	7.10	7.40	308	25	181	16	542	42	35	24.0	3.9	1.2	4.8	1.8	24x10^13	15x10^7	12x10^12	27x10^6		Ghonda-I SPS, Ghonda – II SPS, Zafrabad SPS, Brahampuri Nala
35		Yamuna Vihar Ph-II	15	ASP(IFAS)	M/s SIPL-RKC JV	Disc Filter	UV	10	10	50	5	2	230	14.03.2025	14.97	7.20	7.40	312	13	188	08	570	24	31	16.0	3.4	0.8	4.2	1.5	29x10^12	21x10^7	16x10^12	12x10^7	Plant Under Rehabilitation	Yamuna Vihar SPS, Ghonda-I SPS, Ghonda – II SPS, Zafrabad SPS, Brahampuri SPS, Yamuna Vihar SPS
36		Yamuna Vihar Ph-III	25	ASP	M/s Joly & joly	-	-	30	20	-	-	-	-	14.03.2025	27.61	7.30	7.50	456	28	252	20	752	68	40	28.0	4.4	1.8	6.4	3	24x10^13	11x10^8	12x10^7	21x10^6		
37		Sonia Vihar	7											-	-	-	-	-	-	-	-	-	-	-	-	-	-	-	-	-	-	-	-	Under Construction	

Total Treatment	749.26

	Plant not meeting standard as per design parameter

BDL: Below detection limit
ND: Not Detectable

Total No of operational plant	37
Total No of Plant Under rehabilitation	1
Outlet Sample collected	35
Plant Under Unfit (As per design)	10
Plant Under fit	25
%Unfit	29
%fit	71

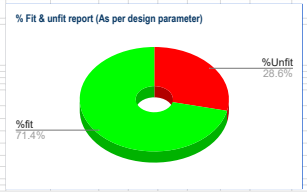

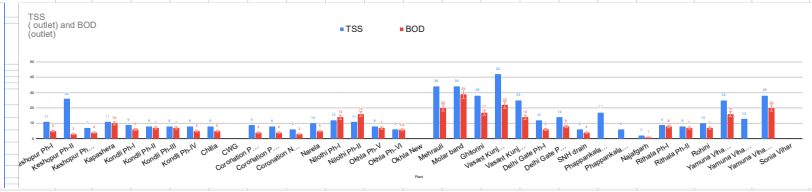

DELHI JAL BOARD

DAILY ANALYSIS REPORT OF ALL SEWAGE TREATMENT PLANT

DATE OF ANALYSIS : 15.03.2025

S.No.	Lab	Plant (STP)	Capacity (MGD)	Technology	Operator	Tertiary System	Disinfectent Type	Design Parameter(mg/l) TSS	Design Parameter(mg/l) BOD	Design Parameter(mg/l) COD	Design Parameter(mg/l) Ammonical-N	Design Parameter(mg/l) Phosphate-P	Outlet MPN (F.Coli) 100ml	Date of Analysis	Average Daily Flow (MGD)	pH (inlet) -	pH (oulet) -	TSS (inlet) mg/l	TSS (outlet) mg/l	BOD (inlet) mg/l	BOD (outlet) mg/l	COD (inlet) mg/l	COD (outlet) mg/l	Ammonical nitrogen (Inlet) mg/l	Ammonical nitrogen (Outlet) mg/l	Ortho phosphate (inlet) mg/l	Ortho phosphate (outlet) mg/l	Sulphide (Inlet) mg/l	Sulphide (Outlet) mg/l	Inlet MPN (T.Coli) 100ml	Outlet MPN (T.Coli) 100ml	Inlet MPN (F.Coli) 100ml	Outlet MPN (F.Coli) 100ml	Remarks	Feed SPS
1	Keshopur	Keshopur Ph-I	12	ASP	VA-TECH WABAG LTD.	-	Chlorination	30	20	250	50	5	230	15.03.2025		7.08	7.51	104	22	160	12	398	26	28	16.0	3.0	2.8	6.1	Nil	-	-	-	-		Uttam Nagar SPS Possangipur SPS Keshopur ISP
2	Keshopur	Keshopur Ph-II	20	ASP	Ayaappa Pvt.Ltd	-	UV (Not Started)	50	30	250	50	5	-	15.03.2025		7.35	7.38	366	11	240	19	523	36	22	3.0	3.8	1.0	1.2	Nil	-	-	-	-	Plant is under rehabilitation and running with 50% capacity.	
3	Keshopur	Keshopur Ph-III	40	ASP	Ayaappa Pvt.Ltd	-	UV (Not Started)	50	30	250	50	5	-	15.03.2025		7.21	7.61	361	3.4	232	3	547	17	26	0.1	3.5	2.5	3.2	Nil	24×10^10	24×10^4	24×10^9	24×10^3	under rehabilitation state and running with 50% capacity.	
4	Keshopur	Kapashera	5	SBR	TRIVENI	-	UV	10	10	50	5	2	230	15.03.2025		7.30	7.71	446	12	450	7	985	30	100	27.0	1.6	0.3	1.5	Nil	-	-	-	-		Rajokari SPS, Rankpuri SPS, Kapashera SPS, Dundahera SPS
5	Kondli	Kondli Ph-I	10	ASP	Triveni Pvt. Ltd	RGF	Chlorination	10	10	50	5	2	230	15.03.2025	10	6.90	7.50	330	7	156	7	390	18	32	1.2	3.8	1.0	5.6	Nil						Preet Vihar, Jagriti Enclave, Geeta Colony, Mandawali, Kalyanpuri, New Kalyanpuri,, Dallupura , Gharoli
6	Kondli	Kondli Ph-II	25	ASP	Triveni Pvt. Ltd	RGF	Chlorination	10	10	50	5	2	230	15.03.2025	25	6.90	7.60	330	9	156	5	390	14	32	3.0	3.8	1.8	5.6	Nil						
7	Kondli	Kondli Ph-III	10	ASP	Triveni Pvt. Ltd	RGF	Chlorination	10	10	50	5	2	230	15.03.2025	10	6.90	7.60	330	9	156	5	390	14	32	3.0	3.8	1.8	5.6	Nil					-	
8	Kondli	Kondli Ph-IV	45	ASP(IFAS)	Ayaappa Pvt.Ltd	Disc Filter	UV	10	10	50	5	2	230	15.03.2025	10	6.90	7.60	330	9	156	5	390	14	32	3.0	3.8	1.8	5.6	Nil						
9	Kondli	Chilla	9	Combitreat-ISBR	HNB Engineers		not installed, but compliance<=230	10	10	50	5	2	230	03.03.2025	9	7.00	7.50	324	8	162	5	424	12	35	0.6	3.8	1.0	6.4	nil						Ghazipur drain
10	Kondli	CWG	1	MBR	M/s Toshiba Water Soluti on Pvt. Ltd.	Membrane Filtration	Chlorination	10	10	50	5	2	230	03.03.2025	1	7.10	7.50	308	BDL	150	BDL	411	6	38	nil	4.0	nil	5.6	nil						
11	N.S.T.P.C.Pillar	Coronation Pillar Ph-II	20	ASP	DRA Infracom Pvt.Ltd.	-	UV (Not Started)	50	30	250	50	5	-	15.03.2025		7.20	7.50	126	6	62	3	208	10	20	1.0	2.3	2.0	1.6	0.5					Half stream of plant is Under Rehabilitation	
12	N.S.T.P.C.Pillar	Coronation Pillar Ph-III	10	ASP	DRA Infracom Pvt.Ltd.	-	UV	10	10	50	5	2	230	15.03.2025		7.20	7.50	188	9	116	4	298	15	25	0.9	3.2	2.9	2.8	0.4						
13	N.S.T.P.C.Pillar	Coronation New	70	ASP	L&T Construction and PASSAVANT (JV)	-	Chlorination	10	10	50	5	2	230	15.03.2025		7.20	7.60	208	8	134	4	312	16	35	0.5	3.0	0.5	4.5	0.9					Poly dosing	
14	N.S.T.P.C.Pillar	Narela	10	ASP	DRA Infracom Pvt. Ltd.	-	UV	10	10	50	5	2	230	12.03.2025	10.29	7.20	7.40	204	10	144	5	398	19	40	0.6	4.2	2.7	4.6	0.5						
15	Nilothi	Nilothi Ph-I	40	ASP	SUBHASH INFRA PVT. LTD	-	UV (Not Started)	50	30	250	50	5	-	15.03.2025		7.64	8.02	334	17	180	12	-	-	30	10.0	3.2	4.0	0.72	Nil					under rehabilitation state and running with 50% capacity.	Pratibha SPS, Bakkarwala SPS, Sayyad nangloi SPS
16	Nilothi	Nilothi Ph-II	20	ASP	VEOLIA INDIA	Disc Filter	Chlorination	10	10	50	5	2	230	15.03.2025		7.46	7.91	314	13	160	14	-	-	25	12.0	3.0	4.1	0.9	Nil						DDA SPS,IST New SPS, Sayyad nangloi SPS
17	Okhla	Okhla Ph-V	16	ASP	DJB	-	not installed, but compliance<=230	50	30	250	50	5	230	15.03.2025		7.20	7.60	244	6	148	7.6	-	-	42	4.0	2.4	0.4			21 x 10^13	93 x 10^3	15 x 10^13	15 x 10^3	**PAC Dosing**	
18	Okhla	Okhla Ph-VI	30	ASP	SUEZ India Pvt. Ltd.	-	Chlorination	10	10	50	5	2	230	15.03.2025		7.10	7.40	282	5	148	4.8	-	-	40	2.0	2.8	0.3			24 x 10^14	2400	15 x 10^13	2400		
19	Okhla	Okhla New	124											-	-	-	-	-	-	-	-	-	-	-	-	-	-	-	-	-	-	-	-	Plant Under trial run	
20	Okhla	Mehrauli	5	Extended Aeration	DJB	-	-	50	30	250	50	5	-	15.02.2025	-	7.00	7.60	252	34	195	20	435	79	41	30.0	2.2	1.1			24 x 10^15	46 x 10^4				
21	Okhla	Molar band	0.66	Fluidized Aerobic Bed	DJB	-	-	50	30	250	50	5	-	06.02.2025	-	7.20	7.30	310	34	245	29	-	-	45	31.0	3.2	1.2			93 x 10^12	24 x 10^5				
22	Okhla	Ghitorini	5	ASP	DJB	-	-	30	20	250	50	5	-	11.03.2025	-	7.00	7.40	568	28	360	17	-	-	64	60.0	0.5	2.8			15x10^14	24x10^5	23x10^13	11x10^5		
23	Okhla	Vasant Kunj Ph-I	2.2	Extended Aeration	DJB	-	-	50	30	250	50	5	-	11.03.2025	-	7.10	7.50	592	42	260	22	-	-	46	24.0	2.4	2.0			24x10^15	24x10^5	24x10^15	93x10^3		
24	Okhla	Vasant Kunj Ph-II	3	Extended Aeration	DJB	-	-	50	30	250	50	5	-	11.03.2025	-	7.20	7.50	354	25	220	14	-	-	40	21.0	0.4	1.8			24x10^15	11x10^5	46x10^14	93x10^3		
25	Okhla	Delhi Gate Ph-I	2.2	Biofor and dansadeg	Degramoent	-	not installed, but compliance<=230	10	10	50	5	2	230	31.01.2025	-	7.10	7.50	170	12	143	6	-	-	42	12.0	1.8	0.6								
26	Okhla	Delhi Gate Ph-II	15	Biofor and dansadeg	Degramoent	-	Chlorination	10	10	50	5	2	230	31.01.2025	-	7.30	7.60	170	14	140	8	-	-	46	20.0	2.6	2.0								
27	Okhla	SNH drain	2.2	Biofor and dansadeg	Degramoent	-	not installed, but compliance<=230	10	10	50	5	2	230	31.01.2025	-	7.40	7.50	314	6	210	4	-	-	40	10.0	2.6	0.8								
28	Pappankalan	Phappankalan Ph-I	20	ASP	SUBHASH INFRA PVT. LTD	-	UV (Not Started)	50	30	250	50	5	-	15.03.2025		7.67	7.77	356	20	190	9	-	-	30	0.3	3.2	2.7	4.7	Nil					Plant is under Rehabilitation	Dwarka Sector-7, Dwarka Sector 11, Dwarka Sector 16, Dawrka Sector 24,
29	Pappankalan	Phappankalan Ph-II	20	ASP	VA-TECH WABAG LTD.	Media Filtration	Chlorination	10	10	50	5	2	230	15.03.2025		7.67	7.79	356	7	190	4	-	-	30	0.2	3.2	2.5	4.7	0.1						
30	Pappankalan	Najafgarh	5	ASP	Ayaappa Pvt.Ltd.	-	UV	10	10	50	5	2	230	15.03.2025		7.27	7.36	515	3	277	2	686	20	37	0.4	4.6	1.1	1.5	Nil	-	-	-	-	Plant Under Rehabilitation	25MGD Najafgarh SPS
31	Rithala	Rithala Ph-I	40	ASP	Ms WA TECH BABAG LTD.	Disc Filter	Chlorination	10	10	50	5	2	100	15.03.2025	41.09	7.38	7.51	384	8	195	7	490	35	30	3.0	3.7	0.8	2.4	0.4	-	-			Plant Under trial run	
32	Rithala	Rithala Ph-II	40	ASP	SUEZ India Pvt. Ltd.	Disc Filter	UV	10	10	50	5	2	230	15.03.2025	36.78	7.42	7.59	364	10	190	9	473	37	30	5.0	3.8	0.6	2.8	0.4	-	-	24×10^6	98		
33	Rohini Sec-25	Rohini	15	ASP	Ms Dinesh Chandra Rohini project pvt. Ltd .	-	UV	10	10	50	5	2	230	15.03.2025	11.56	7.47	7.39	276	8	149	5	368	24	30	0.2	4.0	1.0	-	-	-	-	-	-		
34	Yamuna Vihar	Yamuna Vihar Ph-I	10	ASP	DJB	-	-	50	30	250	50	5	-	15.03.2025	10.62	7.20	7.40	280	43	176	27	540	62	30	22.0	3.8	1.2	5	1.8	21x10^12	15x10^7	35x10^11	20x10^6		Ghonda-I SPS, Ghonda – II SPS Zafrabad SPS, Brahampuri SPS
35	Yamuna Vihar	Yamuna Vihar Ph-II	15	ASP(IFAS)	M/s SIPL-RKC JV	Disc Filter	UV	10	10	50	5	2	230	15.03.2025	15.05	7.30	7.50	372	25	233	16	608	40	29	16.0	3.5	0.8	4.6	1.6	29x10^12	12x10^7	12x10^11	20x10^6	Plant Under Rehabilitation	Yamuna Vihar SPS, Ghonda-I SPS Ghonda – II SPS, Zafrabad SPS
36	Yamuna Vihar	Yamuna Vihar Ph-III	25	ASP	M/s Joly & joly	-	-	30	20	-	-	-	-	15.03.2025	27.69	7.20	7.60	424	29	265	18	732	68	34	25.0	4.9	1.9	6.8	3.2	11x10^13	75x10^6	28x10^11	15x10^5		Brahampuri SPS, Yamuna Vihar SPS
37		Sonia Vihar	7											-	-	-	-	-	-	-	-	-	-	-	-	-	-	-	-	-	-	-	-	Under Construction	

Total Treatment	**749.26**

Plant not meeting standard as per design parameter

BDL: Below detection limit
ND: Not Detectable

Total No of operational plant	37
Total No of Plant Under rehabilitation	1
Outlet Sample collected	35
Plant Under Unfit (As per design)	11
Plant Under fit	24
%Unfit	31
%fit	69

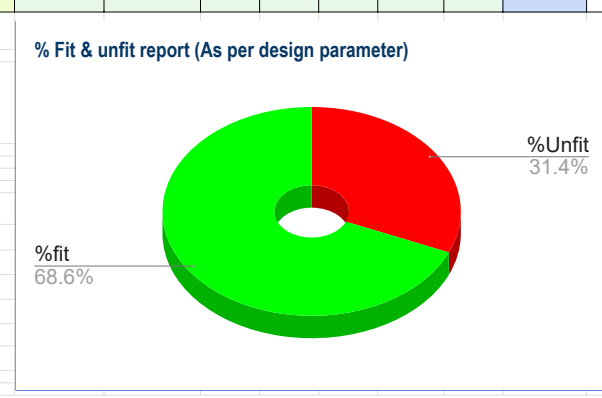

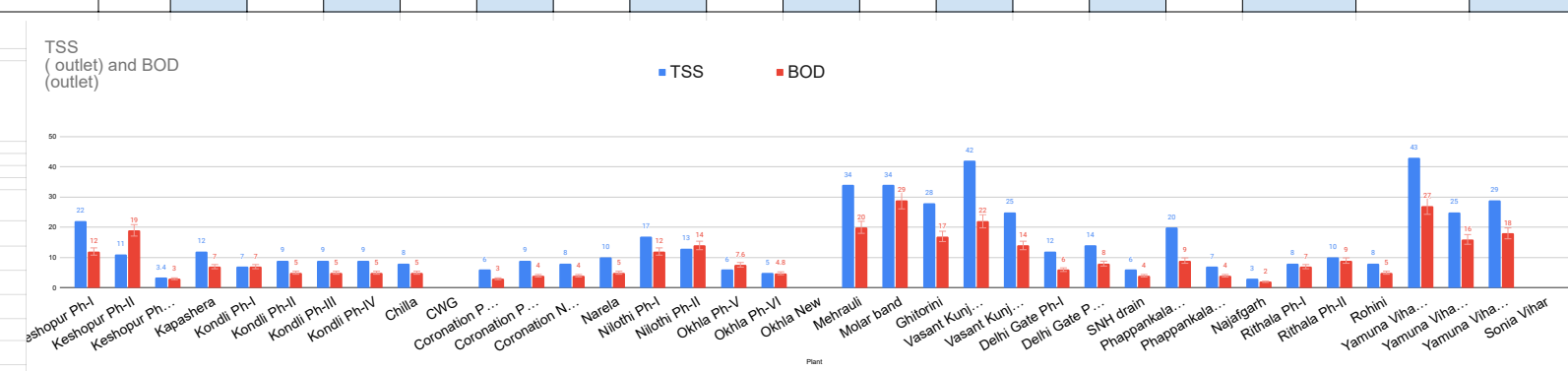

DELHI JAL BOARD

DAILY ANALYSIS REPORT OF ALL SEWAGE TREATMENT PLANT

DATE OF ANALYSIS : 16.03.2025

S.No.	Lab	Plant (STP)	Capacity (MGD)	Technology	Operator	Tertiary System	Disinfectent Type	Design Parameter(mg/l) TSS	BOD	COD	Ammonical N	Phosphate-P	Outlet MPN (F.Coli) 100ml	Date of Analysis	Average Daily Flow (MGD)	pH (inlet)	pH (oulet)	TSS (inlet) mg/l	TSS (outlet) mg/l	BOD (inlet) mg/l	BOD (outlet) mg/l	COD (inlet) mg/l	COD (outlet) mg/l	Ammonical nitrogen (inlet) mg/l	Ammonical nitrogen (Outlet) mg/l	Ortho phosphate (inlet) mg/l	Ortho phosphate (outlet) mg/l	Sulphide (Inlet) mg/l	Sulphide (Outlet) mg/l	Inlet MPN (T.Coli) 100ml	Outlet MPN (T.Coli) 100ml	Inlet MPN (F.Coli) 100ml	Outlet MPN (F.Coli) 100ml	Remarks	Feed SPS
1	Keshopur	Keshopur Ph-I	12	ASP	VA-TECH WABAG LTD.	-	Chlorination	30	20	250	50	5	230	15.03.2025	-	7.08	7.51	104	22	160	12	398	26	28	16.0	3.0	2.8	6.1	Nil	-	-	-	-		Ullam Nagar SPS Pasangpur SPS Keshopur ISP
2		Keshopur Ph-II	20	ASP	Ayaappa Pvt.Ltd	-	UV (Not Started)	50	30	250	50	5	-	15.03.2025	-	7.35	7.38	366	11	240	19	523	36	22	3.0	3.8	1.0	1.2	Nil	-	-	-	-	Plant is under rehabilitation and running with 50% capacity.	
3		Keshopur Ph-III	40	ASP	Ayaappa Pvt.Ltd	-	UV (Not Started)	50	30	250	50	5	-	15.03.2025	-	7.21	7.61	361	3.4	232	3	547	17	26	0.1	3.5	2.5	3.2	Nil	24x10^10	24x10^4	24x10^9	24x10^3	under rehabilitation state and running with 50% capacity.	
4		Kapashera	5	SBR	TRIVENI	-	UV	10	10	50	5	2	230	15.03.2025	-	7.30	7.71	446	12	450	7	985	30	100	27.0	1.6	0.3	1.5	Nil	-	-	-	-		Rajokari SPS, Rankpuri SPS, Kapashera SPS, Dundahera SPS
5	Kondli	Kondli Ph-I	10	ASP	Triveni Pvt. Ltd	RGF	Chlorination	10	10	50	5	2	230	16.03.2025	10	7.00	7.50	302	8	152	6	426	13	28	1.5	3.5	1.2	6	Nil						Preet Vihar, Jagriti Enclave, Geeta Colony, Mandawali, Kalyanpuri, New Kalyanpuri, Dallupura , Gharoli
6		Kondli Ph-II	25	ASP	Triveni Pvt. Ltd	RGF	Chlorination	10	10	50	5	2	230	16.03.2025	25	7.00	7.60	302	9	152	8	426	16	28	3.2	3.5	1.5	6	Nil						
7		Kondli Ph-III	10	ASP	Triveni Pvt. Ltd	RGF	Chlorination	10	10	50	5	2	230	16.03.2025	10	7.00	7.60	302	9	152	8	426	16	28	3.2	3.5	1.5	6	Nil					-	
8		Kondli Ph-IV	45	ASP(IFAS)	Ayaappa Pvt.Ltd	Disc Filter	UV	10	10	50	5	2	230	16.03.2025	45	6.80	7.50	320	7	153	6	448	11	32	3.8	3.8	1.8	5.6	Nil						
9		Chilla	9	Combitreat-ISBR	HNB Engineers		not installed, but compliance<=230	10	10	50	5	2	230	03.03.2025	9	7.00	7.50	324	8	162	5	424	12	35	0.6	3.8	1.0	6.4	nil						Ghazipur drain
10		CWG	1	MBR	M/s Toshiba Water Soluti on Pvt. Ltd.	Membrane Filtration	Chlorination	10	10	50	5	2	230	03.03.2025	1	7.10	7.50	308	BDL	150	BDL	411	6	38	nil	4.0	nil	5.6	nil						
11	N.S.T.P.C.Pillar	Coronation Pillar Ph-II	20	ASP	DRA Infracom Pvt.Ltd.	-	UV (Not Started)	50	30	250	50	5	-	16.03.2025	10	7.20	7.50	140	5	73	3	252	10	22	0.9	2.8	0.8	1.9	0.6					Half stream of plant is Under Rehabilitation	
12		Coronation Pillar Ph-III	10	ASP	DRA Infracom Pvt.Ltd.	-	UV	10	10	50	5	2	230	16.03.2025	9.5	7.30	7.50	184	8	114	4	368	14	27	0.8	3.5	0.5	2.9	0.3						
13		Coronation New	70	ASP	L&T Construction and PASSAVANT (JV)	-	Chlorination	10	10	50	5	2	230	16.03.2025	39.904	7.20	7.60	212	9	144	5	298	15	38	0.5	3.3	0.9	4.9	0.6					Poly dosing	
14		Narela	10	ASP	DRA Infracom Pvt. Ltd.	-	UV	10	10	50	5	2	230	12.03.2025	10.29	7.20	7.40	204	10	144	5	398	19	40	0.6	4.2	2.7	4.6	0.5						
15	Nilothi	Nilothi Ph-I	40	ASP	SUBHASH INFRA PVT. LTD	-	UV (Not Started)	50	30	250	50	5	-	15.03.2025	-	7.64	8.02	334	17	180	12	-	-	30	10.0	3.2	4.0	0.72	Nil					under rehabilitation state and running with 50% capacity.	Pratibha SPS, Bakkarwala SPS, Sayyad nangloi SPS
16		Nilothi Ph-II	20	ASP	VEOLIA INDIA	Disc Filter	Chlorination	10	10	50	5	2	230	15.03.2025	-	7.46	7.91	314	13	160	14	-	-	25	12.0	3.0	4.1	0.9	Nil						DDA SPS,IST New SPS, Sayyad nangloi SPS
17	Okhla	Okhla Ph-V	16	ASP	DJB	-	not installed, but compliance<=230	50	30	250	50	5	230	16.03.2025	-	7.20	7.70	310	9	225	5	-	-	42	0.4	2.8	0.0			24 x 10^14	21 x 10^4	93 x 10^12	20 x 10^3	PAC Dosing	
18		Okhla Ph-VI	30	ASP	SUEZ India Pvt. Ltd.	-	Chlorination	10	10	50	5	2	230	16.03.2025	-	7.30	7.50	270	6	210	6	-	-	46	0.0	3.1	0.0			24 x 10^14	93	24 x 10^13	15		
19		Okhla New	124											-	-	-	-	-	-	-	-	-	-	-	-	-	-	-	-	-	-	-	-	Plant Under trial run	
20		Mehrauli	5	Extended Aeration	DJB	-	-	50	30	250	50	5	-	15.02.2025	-	7.00	7.60	252	34	195	20	435	79	41	30.0	2.2	1.1			24 x 10^15	46 x 10^4				
21		Molar band	0.66	Fluidized Aerobic Bed	DJB	-	-	50	30	250	50	5	-	06.02.2025	-	7.20	7.30	310	34	245	29	-	-	45	31.0	3.2	1.2			93 x 10^12	24 x 10^5				
22		Ghitorini	5	ASP	DJB	-	-	30	20	250	50	5	-	11.03.2025	-	7.00	7.40	568	28	360	17	-	-	64	60.0	0.5	2.8			15x10^14	24x10^5	23x10^13	11x10^5		
23		Vasant Kunj Ph-I	2.2	Extended Aeration	DJB	-	-	50	30	250	50	5	-	11.03.2025	-	7.10	7.50	592	42	260	22	-	-	46	24.0	2.4	2.0			24x10^15	24x10^5	24x10^15	93x10^3		
24		Vasant Kunj Ph-II	3	Extended Aeration	DJB	-	-	50	30	250	50	5	-	11.03.2025	-	7.20	7.50	354	25	220	14	-	-	40	21.0	0.4	1.8			24x10^15	11x10^5	46x10^14	93x10^3		
25		Delhi Gate Ph-I	2.2	Biofor and dansadeg	Degramoent	-	not installed, but compliance<=230	10	10	50	5	2	230	31.01.2025	-	7.10	7.50	170	12	143	6	-	-	42	12.0	1.8	0.6								
26		Delhi Gate Ph-II	15	Biofor and dansadeg	Degramoent	-	Chlorination	10	10	50	5	2	230	31.01.2025	-	7.30	7.60	170	14	140	8	-	-	46	20.0	2.6	2.0								
27		SNH drain	2.2	Biofor and dansadeg	Degramoent	-	not installed, but compliance<=230	10	10	50	5	2	230	31.01.2025	-	7.40	7.50	314	6	210	4	-	-	40	10.0	2.6	0.8								
28	Pappankalan	Phappankalan Ph-I	20	ASP	SUBHASH INFRA PVT. LTD	-	UV (Not Started)	50	30	250	50	5	-	15.03.2025	-	7.67	7.77	356	20	190	9	-	-	30	0.3	3.2	2.7	4.7	Nil					Plant is under Rehabilitation	Dwarka Sector-7, Dwarka Sector 11, Dwarka Sector 16, Dawrka Sector 24,
29		Phappankalan Ph-II	20	ASP	VA-TECH WABAG LTD.	Media Filtration	Chlorination	10	10	50	5	2	230	15.03.2025	-	7.67	7.79	356	7	190	4	-	-	30	0.2	3.2	2.5	4.7	0.1						
30		Najafgarh	5	ASP	Ayaappa Pvt.Ltd.	-	UV	10	10	50	5	2	230	15.03.2025	-	7.27	7.36	515	3	277	2	686	20	37	0.4	4.6	1.1	1.5	Nil	-	-	-	-	Plant Under Rehabilitation	29MGD Najafgarh SPS
31	Rithala	Rithala Ph-I	40	ASP	Ms WA TECH BABAG LTD.	Disc Filter	Chlorination	10	10	50	5	2	100	16.03.2025	38.37	7.37	7.54	296	10	163	9	406	38	26	1.0	3.5	0.9	2	0.4	-	-			Plant Under trial run	
32		Rithala Ph-II	40	ASP	SUEZ India Pvt. Ltd.	Disc Filter	UV	10	10	50	5	2	230	16.03.2025	36.53	7.36	7.61	384	9	198	8	490	37	29	6.0	3.8	0.8	2.8	0.4	-	-	24 x 10^ 7+	120		
33	Rohini Sec-25	Rohini	15	ASP	Ms Dinesh Chandra Rohini project pvt. Ltd.	-	UV	10	10	50	5	2	230	16.03.2025	11:15	7.17	7.41	172	10	108	7	272	32	25	0.3	3.2	1.2	-	-	-	-	-	-		
34	Yamuna Vihar	Yamuna Vihar Ph-I	10	ASP	DJB	-	-	50	30	250	50	5	-	16.03.2025	10.65	7.30	7.50	256	25	183	16	534	48	32	21.0	3.8	1.3	4.4	1.8	21x10^12	15x10^7	15x10^11	14x10^6		Ghonda-I SPS, Ghonda – II SPS Zafrabad SPS, Brahampuri Nala
35		Yamuna Vihar Ph-II	15	ASP(IFAS)	M/s SIPL-RKC JV	Disc Filter	UV	10	10	50	5	2	230	16.03.2025	15.12	7.20	7.60	292	20	198	13	568	36	30	17.0	3.5	1.0	4.2	1.4	11x10^13	12x10^7	35x10^11	15x10^5	Plant Under Rehabilitation	Yamuna Vihar SPS, Ghonda-I SPS, Ghonda – II SPS, Zafrabad SPS, Brahampuri SPS, Yamuna Vihar SPS
36		Yamuna Vihar Ph-III	25	ASP	M/s Joly & joly	-	-	30	20	-	-	-	-	16.03.2025	26.93	7.30	7.60	452	28	264	18	740	65	42	26.0	4.8	2.1	6.5	2.8	24x10^13	75x10^6	42x10^11	28x10^6		
37		Sonia Vihar	7											-	-	-	-	-	-	-	-	-	-	-	-	-	-	-	-	-	-	-	-	Under Construction	

Total Treatment	749.26

Plant not meeting standard as per design parameter

BDL: Below detection limit
ND: Not Detectable

Total No of operational plant	37
Total No of Plant Under rehabilitation	1
Outlet Sample collected	35
Plant Under Unfit (As per design)	10
Plant Under fit	25
%Unfit	29
%fit	71

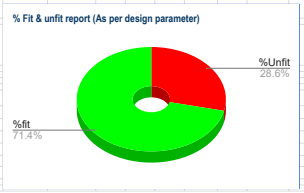

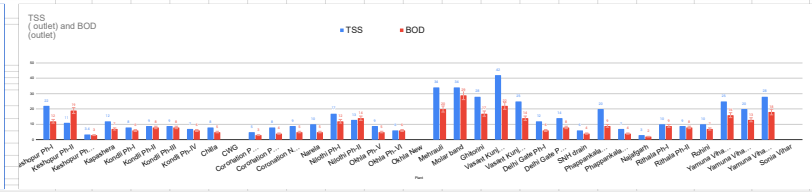

DELHI JAL BOARD

DAILY ANALYSIS REPORT OF ALL SEWAGE TREATMENT PLANT

DATE OF ANALYSIS : 17.03.2025

S.No.	Lab	Plant (STP)	Capacity (MGD)	Technology	Operator	Tertiary System	Disinfectent Type	Design Parameter(mg/l) TSS	BOD	COD	Ammonical N	Phosphate-P	Outlet MPN (F.Coli) 100ml	Date of Analysis	Average Daily Flow (MGD)	pH (inlet)	pH (oulet)	TSS (inlet)	TSS (outlet)	BOD (inlet)	BOD (outlet)	COD (inlet)	COD (outlet)	Ammonical nitrogen (inlet)	Ammonical nitrogen (Outlet)	Ortho phosphate (inlet)	Ortho phosphate (outlet)	Sulphide (Inlet)	Sulphide (Outlet)	Inlet MPN (T.Coli)	Outlet MPN (T.Coli)	Inlet MPN (F.Coli)	Outlet MPN (F.Coli)	Remarks	Feed SPS
			(MGD)					TSS	BOD	COD	Ammonical N	Phosphate-P	100ml			-	-	mg/l	mg/l	mg/l	mg/l	mg/l	mg/l	mg/l	mg/l	mg/l	mg/l	mg/l	mg/l	100ml	100ml	100ml	100ml		
1	Keshopur	Keshopur Ph-I	12	ASP	VA-TECH WABAG LTD.	-	Chlorination	30	20	250	50	5	230	17.03.2025	-	6.62	7.64	126	11	155	8	346	20	40	8.8	3.5	1.5	5.1	Nil	24×10^7	46×10^4	24×10^6	11×10^3		Ullam Nagar SPS Pasangpur SPS Keshopur ISP
2		Keshopur Ph-II	20	ASP	Ayaappa Pvt.Ltd	-	UV (Not Started)	50	30	250	50	5	-	17.03.2025	-	7.17	7.37	400	86	260	76	653	98	28	13.0	3.0	4.0	1.7	Nil					Plant is under rehabilitation and running with 50% capacity.	
3		Keshopur Ph-III	40	ASP	Ayaappa Pvt.Ltd	-	UV (Not Started)	50	30	250	50	5	-	17.03.2025	-	7.50	7.90	368	9	150	14	-	-	32	11.0	3.1	2.0	0.96	Nil					under rehabilitation state and running with 50% capacity.	
4		Kapashera	5	SBR	TRIVENI	-	UV	10	10	50	5	2	230	15.03.2025	-	7.30	7.71	446	12	450	7	985	30	100	27.0	1.6	0.3	1.5	Nil	-	-	-	-		Rajokari SPS, Rankpuri SPS, Kapashera SPS, Dundahera SPS
5	Kondli	Kondli Ph-I	10	ASP	Triveni Pvt. Ltd	RGF	Chlorination	10	10	50	5	2	230	17.03.2025	10	6.90	7.50	298	9	157	7	430	23	32	0.8	4.2	1.0	6.4	Nil						Preet Vihar, Jagriti Enclave, Geeta Colony, Mandawali, Kalyanpuri, New Kalyanpuri, Dallupura , Gharoli
6		Kondli Ph-II	25	ASP	Triveni Pvt. Ltd	RGF	Chlorination	10	10	50	5	2	230	17.03.2025	25	6.90	7.60	298	14	157	8	430	25	32	4.8	4.2	1.2	6.4	1.2						
7		Kondli Ph-III	10	ASP	Triveni Pvt. Ltd	RGF	Chlorination	10	10	50	5	2	230	17.03.2025	10	6.90	7.60	298	14	157	8	430	25	32	4.8	4.2	1.2	6.4	1.2					-	
8		Kondli Ph-IV	45	ASP(IFAS)	Ayaappa Pvt.Ltd	Disc Filter	UV	10	10	50	5	2	230	17.03.2025	45	6.90	7.60	302	12	155	8	410	20	30	4.2	4.5	1.8	6.2	1.6						
9		Chilla	9	Combitreat-ISBR	HNB Engineers		not installed, but compliance<=230	10	10	50	5	2	230	03.03.2025	9	7.00	7.50	324	8	162	5	424	12	35	0.6	3.8	1.0	6.4	nil						Ghazipur drain
10		CWG	1	MBR	M/s Toshiba Water Soluti on Pvt. Ltd.	Membrane Filtration	Chlorination	10	10	50	5	2	230	03.03.2025	1	7.10	7.50	308	BDL	150	BDL	411	6	38	nil	4.0	nil	5.6	nil						
11	N.S.T.P.C.Pillar	Coronation Pillar Ph-II	20	ASP	DRA Infracom Pvt.Ltd.	-	UV (Not Started)	50	30	250	50	5	-	17.03.2025	10	7.20	7.50	192	9	82	5	230	17	23	0.7	2.5	0.9	2.8	0.5					Half stream of plant is Under Rehabilitation	
12		Coronation Pillar Ph-III	10	ASP	DRA Infracom Pvt.Ltd.	-	UV	10	10	50	5	2	230	17.03.2025	9.5	7.20	7.50	124	5	67	3	208	14	25	0.5	2.7	0.7	3	0.6						
13		Coronation New	70	ASP	L&T Construction and PASSAVANT (JV)	-	Chlorination	10	10	50	5	2	230	17.03.2025	39.429	7.30	7.60	222	6	109	4	318	13	37	0.6	3.5	0.5	4.2	0.7					Poly dosing	
14		Narela	10	ASP	DRA Infracom Pvt. Ltd.	-	UV	10	10	50	5	2	230	17.03.2025	10.51	7.30	7.50	230	8	119	5	342	15	40	1.0	3.8	0.9	5.2	0.8						
15	Nilothi	Nilothi Ph-I	40	ASP	SUBHASH INFRA PVT. LTD	-	UV (Not Started)	50	30	250	50	5	-	-	-	-	-	-	-	-	-	-	-	-	-	-	-	-	-	-	-	-	-	under rehabilitation state and running with 50% capacity.	Pratibha SPS, Bakkarwala SPS, Sayyad nangloi SPS
16		Nilothi Ph-II	20	ASP	VEOLIA INDIA	Disc Filter	Chlorination	10	10	50	5	2	230	17.03.2025	-	7.40	7.70	218	17	170	18	-	-	24	16.0	3.0	2.5	0.88	Nil						DDA SPS,IST New SPS, Sayyad nangloi SPS
17	Okhla	Okhla Ph-V	16	ASP	DJB	-	not installed, but compliance<=230	50	30	250	50	5	230	16.03.2025	-	7.20	7.70	310	9	225	5	-	-	42	0.4	2.8	0.0			24 x 10^14	21 x 10^4	93 x 10^12	20 x 10^3	PAC Dosing	
18		Okhla Ph-VI	30	ASP	SUEZ India Pvt. Ltd.	-	Chlorination	10	10	50	5	2	230	16.03.2025	-	7.30	7.50	270	6	210	6	-	-	46	0.0	3.1	0.0			24 x 10^14	93	24 x 10^13	15		
19		Okhla New	124											-	-	-	-	-	-	-	-	-	-	-	-	-	-	-	-	-	-	-	-	Plant Under trial run	
20		Mehrauli	5	Extended Aeration	DJB	-	-	50	30	250	50	5	-	15.02.2025	-	7.00	7.60	252	34	195	20	435	79	41	30.0	2.2	1.1			24 x 10^15	46 x 10^4				
21		Molar band	0.66	Fluidized Aerobic Bed	DJB	-	-	50	30	250	50	5	-	06.02.2025	-	7.20	7.30	310	34	245	29	-	-	45	31.0	3.2	1.2			93 x 10^12	24 x 10^5				
22		Ghitorini	5	ASP	DJB	-	-	30	20	250	50	5	-	11.03.2025	-	7.00	7.40	568	28	360	17	-	-	64	60.0	0.5	2.8			15x10^14	24x10^5	23x10^13	11x10^5		
23		Vasant Kunj Ph-I	2.2	Extended Aeration	DJB	-	-	50	30	250	50	5	-	11.03.2025	-	7.10	7.50	592	42	260	22	-	-	46	24.0	2.4	2.0			24x10^15	24x10^5	24x10^15	93x10^3		
24		Vasant Kunj Ph-II	3	Extended Aeration	DJB	-	-	50	30	250	50	5	-	11.03.2025	-	7.20	7.50	354	25	220	14	-	-	40	21.0	0.4	1.8			24x10^15	11x10^5	46x10^14	93x10^3		
25		Delhi Gate Ph-I	2.2	Biofor and dansadeg	Degramoent	-	not installed, but compliance<=230	10	10	50	5	2	230	31.01.2025	-	7.10	7.50	170	12	143	6	-	-	42	12.0	1.8	0.6								
26		Delhi Gate Ph-II	15	Biofor and dansadeg	Degramoent	-	Chlorination	10	10	50	5	2	230	31.01.2025	-	7.30	7.60	170	14	140	8	-	-	46	20.0	2.6	2.0								
27		SNH drain	2.2	Biofor and dansadeg	Degramoent	-	not installed, but compliance<=230	10	10	50	5	2	230	31.01.2025	-	7.40	7.50	314	6	210	4	-	-	40	10.0	2.6	0.8								
28	Pappankalan	Phappankalan Ph-I	20	ASP	SUBHASH INFRA PVT. LTD	-	UV (Not Started)	50	30	250	50	5	-	17.03.2025	-	7.51	7.74	354	20	265	8	578	33	30	0.2	4.0	3.2	3.2	Nil					Plant is under Rehabilitation	Dwarka Sector-7, Dwarka Sector 11, Dwarka Sector 16, Dawrka Sector 24,
29		Phappankalan Ph-II	20	ASP	VA-TECH WABAG LTD.	Media Filtration	Chlorination	10	10	50	5	2	230	17.03.2025	-	7.51	8.23	354	7	265	2.5	578	37	30	0.2	4.0	2.7	3.2	Nil						
30		Najafgarh	5	ASP	Ayaappa Pvt.Ltd.	-	UV	10	10	50	5	2	230	15.03.2025	-	7.27	7.36	515	3	277	2	686	20	37	0.4	4.6	1.1	1.5	Nil	-	-	-	-	Plant Under Rehabilitation	29MGD Najafgarh SPS
31	Rithala	Rithala Ph-I	40	ASP	M/s WA TECH BABAG LTD.	Disc Filter	Chlorination	10	10	50	5	2	100	17.03.2025	40.54	7.40	7.54	256	11	148	10	368	37	26	3.0	3.7	0.8	2.4	0.8	-	-	-	-	Plant Under trial run	
32		Rithala Ph-II	40	ASP	SUEZ India Pvt. Ltd.	Disc Filter	UV	10	10	50	5	2	230	17.03.2025	36.27	7.39	7.52	368	10	165	9	473	36	31	8.0	4.0	0.7	3.2	0.4	-	-	-	-		
33	Rohini Sec-25	Rohini	15	ASP	M/s Dinesh Chandra Rohini project pvt. Ltd.	-	UV	10	10	50	5	2	230	17.03.2025	11.03	7.45	7.50	460	9	225	6	568	28	38	0.4	4.5	1.2	-	-	24x10^7+	1100	24x10^7+	210		
34	Yamuna Vihar	Yamuna Vihar Ph-I	10	ASP	DJB	-	-	50	30	250	50	5	-	17.03.2025	10.61	7.20	7.40	408	39	256	24	648	78	32	21.0	4.0	1.4	5	2	11x10^13	15x10^7	39x10^11	20x10^11		Ghonda-I SPS, Ghonda – II SPS, Zafrabad SPS, Brahmpuri Nala
35		Yamuna Vihar Ph-II	15	ASP(IFAS)	M/s SIPL-RKC JV	Disc Filter	UV	10	10	50	5	2	230	17.03.2025	15.03	7.30	7.60	436	18	278	11	656	32	30	18.0	3.6	1.1	4.6	1.6	29x10^12	12x10^7	12x10^12	27x10^6	Plant Under Rehabilitation	Yamuna Vihar SPS, Ghonda-I SPS, Ghonda – II SPS, Zafrabad SPS, Brahmpuri SPS, Yamuna Vihar SPS
36		Yamuna Vihar Ph-III	25	ASP	M/s Joly & joly	-	-	30	20	-	-	-	-	17.03.2025	27.61	7.30	7.60	576	27	360	17	848	64	35	25.0	4.5	1.8	7.2	3.4	24x10^13	21x10^7	75x10^11	35x10^6		
37		Sonia Vihar	7											-	-	-	-	-	-	-	-	-	-	-	-	-	-	-	-	-	-	-	-	Under Construction	

Total Treatment	**749.26**

	Plant not meeting standard as per design parameter

BDL: Below detection limit
ND: Not Detectable

Total No of operational plant	37
Total No of Plant Under rehabilitation	1
Outlet Sample collected	34
Plant Under Unfit (As per design)	14
Plant Under fit	20
%Unfit	41
%fit	59

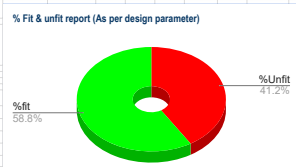

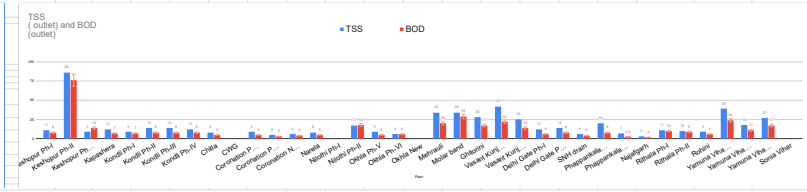

DELHI JAL BOARD

DAILY ANALYSIS REPORT OF ALL SEWAGE TREATMENT PLANT

DATE OF ANALYSIS : 18.03.2025

S.No.	Lab	Plant (STP)	Capacity (MGD)	Technology	Operator	Tertiary System	Disinfectent Type	Design Parameter(mg/l) TSS	BOD	COD	Ammonical-N	Phosphate-P	Outlet MPN (F.Coli) 100ml	Date of Analysis	Average Daily Flow (MGD)	pH (inlet) -	pH (oulet) -	TSS (inlet) mg/l	TSS (outlet) mg/l	BOD (inlet) mg/l	BOD (outlet) mg/l	COD (inlet) mg/l	COD (outlet) mg/l	Ammonical nitrogen (Inlet) mg/l	Ammonical nitrogen (Outlet) mg/l	Ortho phosphate (inlet) mg/l	Ortho phosphate (outlet) mg/l	Sulphide (Inlet) mg/l	Sulphide (Outlet) mg/l	Inlet MPN (T.Coli) 100ml	Outlet MPN (T.Coli) 100ml	Inlet MPN (F.Coli) 100ml	Outlet MPN (F.Coli) 100ml	Remarks	Feed SPS
1	Keshopur	Keshopur Ph-I	12	ASP	VA-TECH WABAG LTD.	-	Chlorination	30	20	250	50	5	230	18.03.2025	-	7.17	7.63	277	6	188	5	486	16	18	9.6	4.0	0.8	8.2	Nil						Uttam Nagar SPS Possangipur SPS Keshopur ISP
2		Keshopur Ph-II	20	ASP	Ayaappa Pvt.Ltd	-	UV (Not Started)	50	30	250	50	5	-	18.03.2025	-	7.31	7.44	485	113	337	63	846	126	26	10.0	846.0	126.0	2.5	Nik	24×10^8	24×10^5	24×10^7	24×10^4	Plant is under rehabilitation and running with 50% capacity.	
3		Keshopur Ph-III	40	ASP	Ayaappa Pvt.Ltd	-	UV (Not Started)	50	30	250	50	5	-	18.03.2025	-	7.28	7.55	443	6	217	4	624	12	18	0.0	3.0	2.0	4	Nil					under rehabilitation state and running with 50% capacity.	
4		Kapashera	5	SBR	TRIVENI	-	UV	10	10	50	5	2	230	15.03.2025	-	7.30	7.71	446	12	450	7	985	30	100	27.0	1.6	0.3	1.5	Nil	-	-	-	-		Rajokari SPS, Rankpuri SPS, Kapashera SPS, Dundahera SPS
5	Kondli	Kondli Ph-I	10	ASP	Triveni Pvt. Ltd	RGF	Chlorination	10	10	50	5	2	230	18.03.2025	10	7.00	7.40	320	8	160	6	387	23	28	0.8	4.0	1.5	5.6	Nil						Preet Vihar, Jagriti Enclave, Geeta Colony, Mandawali, Kalyanpuri, New Kalyanpuri,, Dallupura , Gharoli
6		Kondli Ph-II	25	ASP	Triveni Pvt. Ltd	RGF	Chlorination	10	10	50	5	2	230	18.03.2025	25	7.00	7.50	320	16	160	9	387	43	28	3.0	4.0	2.0	5.6	2						
7		Kondli Ph-III	10	ASP	Triveni Pvt. Ltd	RGF	Chlorination	10	10	50	5	2	230	18.03.2025	10	7.00	7.50	320	16	160	9	387	43	28	3.0	4.0	2.0	5.6	2					-	
8		Kondli Ph-IV	45	ASP(IFAS)	Ayaappa Pvt.Ltd	Disc Filter	UV	10	10	50	5	2	230	18.03.2025	45	7.10	7.50	298	14	152	9	363	48	30	4.5	3.8	1.8	6.4	2.8						
9		Chilla	9	Combitreat-ISBR	HNB Engineers		not installed, but compliance<=230	10	10	50	5	2	230	03.03.2025	9	7.00	7.50	324	8	162	5	424	12	35	0.6	3.8	1.0	6.4	nil						Ghazipur drain
10		CWG	1	MBR	M/s Toshiba Water Soluti on Pvt. Ltd.	Membrane Filtration	Chlorination	10	10	50	5	2	230	03.03.2025	1	7.10	7.50	308	BDL	150	BDL	411	6	38	nil	4.0	nil	5.6	nil						
11	N.S.T.P.C.Pillar	Coronation Pillar Ph-II	20	ASP	DRA Infracom Pvt.Ltd.	-	UV (Not Started)	50	30	250	50	5	-	18.03.2025	-	7.00	7.50	180	8	85	4	248	15	18	0.8	2.9	1.0	2.5	0.6					Half stream of plant is Under Rehabilitation	
12		Coronation Pillar Ph-III	10	ASP	DRA Infracom Pvt.Ltd.	-	UV	10	10	50	5	2	230	18.03.2025	-	7.20	7.60	284	9	176	5	303	12	23	0.4	3.0	1.2	3.2	0.7						
13		Coronation New	70	ASP	L&T Construction and PASSAVANT (JV)	-	Chlorination	10	10	50	5	2	230	18.03.2025	-	7.10	7.60	128	7	56	3	294	10	30	0.5	2.9	0.7	4	0.6					Poly dosing	
14		Narela	10	ASP	DRA Infracom Pvt. Ltd.	-	UV	10	10	50	5	2	230	17.03.2025	10.51	7.30	7.50	230	8	119	5	342	15	40	1.0	3.8	0.9	5.2	0.8						
15	Nilothi	Nilothi Ph-I	40	ASP	SUBHASH INFRA PVT. LTD	-	UV (Not Started)	50	30	250	50	5	-	18.03.2025	-	7.57	8.08	374	14	190	16	-	-	30	10.0	3.1	2.1	0.8	Nil					under rehabilitation state and running with 50% capacity.	Pratibha SPS, Bakkarwala SPS, Sayyad nangloi SPS
16		Nilothi Ph-II	20	ASP	VEOLIA INDIA	Disc Filter	Chlorination	10	10	50	5	2	230	18.03.2025	-	7.46	7.81	378	17	200	20	-	-	25	16.0	3.0	2.1	1.1	Nil						DDA SPS,IST New SPS, Sayyad nangloi SPS
17	Okhla	Okhla Ph-V	16	ASP	DJB	-	not installed, but compliance<=230	50	30	250	50	5	230	18.03.2025	-	7.20	7.50	242	13	203	5.5	-	-	42	4.0	1.2	1.5			24 x 10^14	35 x 10^3	24 x 10^14	35 x 10^3	**PAC Dosing**	
18		Okhla Ph-VI	30	ASP	SUEZ India Pvt. Ltd.	-	Chlorination	10	10	50	5	2	230	18.03.2025	-	7.10	7.50	474	7	46.8	4	-	-	42	0.0	1.0	1.6			24 x 10^14	93	21 x 10^13	43		
19		Okhla New	124											-	-	-	-	-	-	-	-	-	-	-	-	-	-	-	-	-	-	-	-	Plant Under trial run	
20		Mehrauli	5	Extended Aeration	DJB	-	-	50	30	250	50	5	-	15.02.2025	-	7.00	7.60	252	34	195	20	435	79	41	30.0	2.2	1.1			24 x 10^15	46 x 10^4				
21		Molar band	0.66	Fluidized Aerobic Bed	DJB	-	-	50	30	250	50	5	-	06.02.2025	-	7.20	7.30	310	34	245	29	-	-	45	31.0	3.2	1.2			93 x 10^12	24 x 10^5				
22		Ghitorini	5	ASP	DJB	-	-	30	20	250	50	5	-	11.03.2025	-	7.00	7.40	568	28	360	17	-	-	64	60.0	0.5	2.8			15x10^14	24x10^5	23x10^13	11x10^5		
23		Vasant Kunj Ph-I	2.2	Extended Aeration	DJB	-	-	50	30	250	50	5	-	11.03.2025	-	7.10	7.50	592	42	260	22	-	-	46	24.0	2.4	2.0			24x10^15	24x10^5	24x10^15	93x10^3		
24		Vasant Kunj Ph-II	3	Extended Aeration	DJB	-	-	50	30	250	50	5	-	11.03.2025	-	7.20	7.50	354	25	220	14	-	-	40	21.0	0.4	1.8			24x10^15	11x10^5	46x10^14	93x10^3		
25		Delhi Gate Ph-I	2.2	Biofor and dansadeg	Degramoent	-	not installed, but compliance<=230	10	10	50	5	2	230	18.03.2025		7.20	7.4`	170	12	195	7.9	-	-	46	2.8	2.8	2.0			24 x 10^14	75 x 10^3	11 x 10^14	20 x 10^3		
26		Delhi Gate Ph-II	15	Biofor and dansadeg	Degramoent	-	Chlorination	10	10	50	5	2	230	18.03.2025		7.10	7.60	144	15	178	11.6	-	-	40	2.4	2.0	1.8			24 x 10^14	2400	46 x 10^13	93		
27		SNH drain	2.2	Biofor and dansadeg	Degramoent	-	not installed, but compliance<=230	10	10	50	5	2	230	18.03.2025		7.10	7.50	280	8	430	5	-	-	48	1.0	3.2	0.0			24 x 10^14	15 x 10^5	24 x 10^13	15 x 10^4		
28	Pappankalan	Phappankalan Ph-I	20	ASP	SUBHASH INFRA PVT. LTD	-	UV (Not Started)	50	30	250	50	5	-	18.03.2025	-	7.60	7.63	308	18	187.5	10	466	42	25	0.2	3.8	3.0	4.4	0			35×10^9	2400	Plant is under Rehabilitation	Dwarka Sector-7, Dwarka Sector 11, Dwarka Sector 16, Dawrka Sector 24,
29		Phappankalan Ph-II	20	ASP	VA-TECH WABAG LTD.	Media Filtration	Chlorination	10	10	50	5	2	230	18.03.2025	-	7.60	8.18	308	9	187.5	4	466	19	25	0.1	3.8	2.5	4.4	0			35×10^9	240		
30		Najafgarh	5	ASP	Ayaappa Pvt.Ltd.	-	UV	10	10	50	5	2	230	18.03.2025		7.26	7.55	290	2	172	2	463	16	24	0.1	3.0	0.5	1.2	Nil		-	-	-	Plant Under Rehabilitation	25MGD Najafgarh SPS
31	Rithala	Rithala Ph-I	40	ASP	Ms WA TECH BABAG LTD.	Disc Filter	Chlorination	10	10	50	5	2	100	18.03.2025	41.51	7.35	7.58	352	9	183	8	456	34	22	3.0	4.2	0.9	3.2	0.4	-	-	24*10^7	93	Plant Under trial run	
32		Rithala Ph-II	40	ASP	SUEZ India Pvt. Ltd.	Disc Filter	UV	10	10	50	5	2	230	18.03.2025	36.92	7.42	7.60	420	8	205	7	524	33	23	7.0	4.1	0.5	2.8	0.8	-	-	24*10^7	64		
33	Rohini Sec-25	Rohini	15	ASP	Ms Dinesh Chandra Rohini project pvt. Ltd .	-	UV	10	10	50	5	2	230	18.03.2025	11.1	7.25	7.30	272	9	151	6	376	32	42	0.6	5.5	1.5	-	-	-	-	-	-		
34	Yamuna Vihar	Yamuna Vihar Ph-I	10	ASP	DJB	-	-	50	30	250	50	5	-	18.03.2025	11.1	7.20	7.50	480	40	305	26	720	62	30	21.0	3.2	1.6	6.4	1.6	11x10^13	12x10^7	75x10^11	27x10^6		Ghonda-I SPS, Ghonda – II SPS Zafrabad SPS, Brahampuri SPS Yamuna Vihar SPS, Ghonda-I SPS Ghonda – II SPS, Zafrabad SPS Brahampuri SPS, Yamuna Vihar SPS
35		Yamuna Vihar Ph-II	15	ASP(IFAS)	M/s SIPL-RKC JV	Disc Filter	UV	10	10	50	5	2	230	18.03.2025	15.18	7.30	7.60	364	16	228	12	548	26	32	15.0	2.8	2.0	5.2	1.2	29x10^12	21x10^7	39x10^11	53x10^6	Plant Under Rehabilitation	
36		Yamuna Vihar Ph-III	25	ASP	M/s Joly & joly	-	-	30	20	-	-	-	-	18.03.2025	27.17	7.20	7.70	684	38	400	26	1022	58	38	25.0	3.8	2.0	8.2	3	15x10^12	93x10^6	11x10^13	44x10^6		
37		Sonia Vihar	7											-	-	-	-	-	-	-	-	-	-	-	-	-	-	-	-	-	-	-	-	Under Construction	
		Total Treatment	**749.26**																																

Plant not meeting standard as per design parameter

BDL: Below detection limit
ND: Not Detectable

Total No of operational plant	37
Total No of Plant Under rehabilitation	1
Outlet Sample collected	35
Plant Under Unfit (As per design)	15
Plant Under fit	20
%Unfit	43
%fit	57

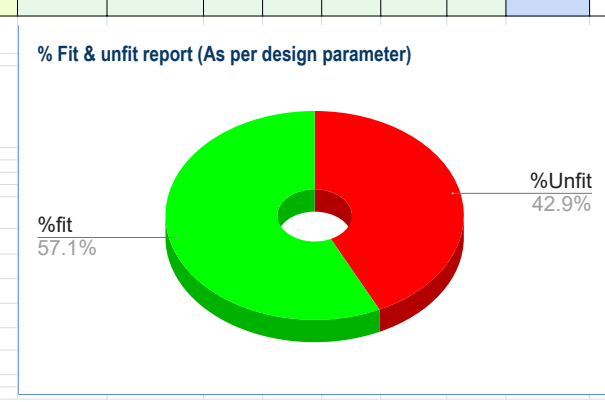

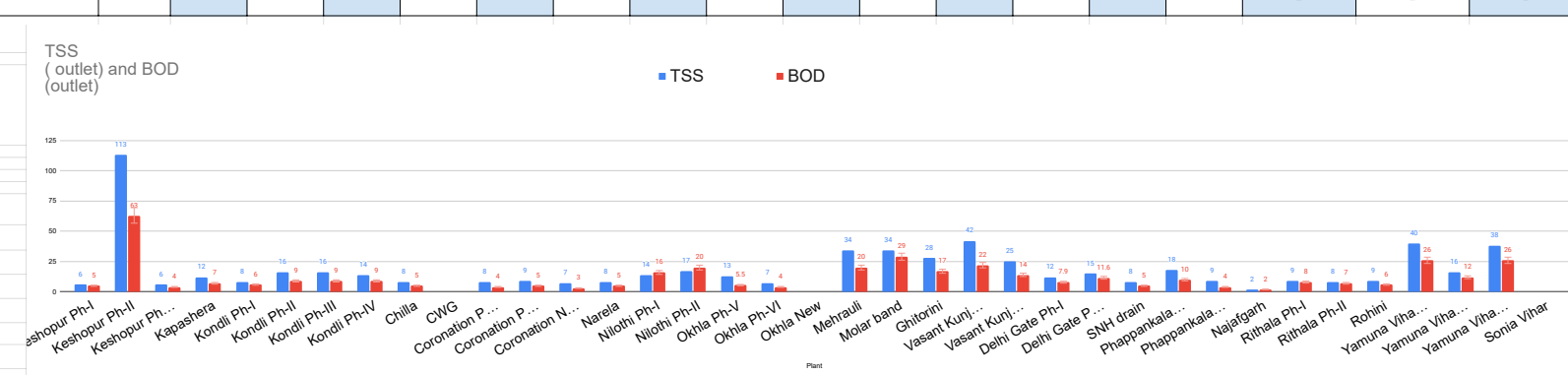

DELHI JAL BOARD

DAILY ANALYSIS REPORT OF ALL SEWAGE TREATMENT PLANT

DATE OF ANALYSIS : 19.03.2025

S.No.	Lab	Plant (STP)	Capacity (MGD)	Technology	Operator	Tertiary System	Disinfectent Type	Design Parameter(mg/l) TSS	BOD	COD	Ammonical N	Phosphate-P	Outlet MPN (F.Coli) 100ml	Date of Analysis	Average Daily Flow (MGD)	pH (inlet)	pH (oulet)	TSS (inlet)	TSS (outlet)	BOD (inlet)	BOD (outlet)	COD (inlet)	COD (outlet)	Ammonical nitrogen (inlet)	Ammonical nitrogen (Outlet)	Ortho phosphate (inlet)	Ortho phosphate (outlet)	Sulphide (Inlet)	Sulphide (Outlet)	Inlet MPN (T.Coli) 100ml	Outlet MPN (T.Coli) 100ml	Inlet MPN (F.Coli) 100ml	Outlet MPN (F.Coli) 100ml	Remarks	Feed SPS
																-	-	mg/l	mg/l	mg/l	mg/l	mg/l	mg/l	mg/l	mg/l	mg/l	mg/l	mg/l	mg/l						
1	Keshopur	Keshopur Ph-I	12	ASP	VA-TECH WABAG LTD.	-	Chlorination	30	20	250	50	5	230	19.03.2025	-	7.06	7.28	123	11	118	9	274	28	32	13.0	3.9	0.9	7	Nil						Ullam Nagar SPS Pasangpur SPS Keshopur ISP
2		Keshopur Ph-II	20	ASP	Ayaappa Pvt.Ltd	-	UV (Not Started)	50	30	250	50	5	-	19.03.2025	-	7.23	7.34	417	32	220	52	611	89	27	16.0	2.8	6.0	2.3	Nil					Plant is under rehabilitation and running with 50% capacity.	
3		Keshopur Ph-III	40	ASP	Ayaappa Pvt.Ltd	-	UV (Not Started)	50	30	250	50	5	-	19.03.2025	-	7.16	7.47	376	5	217	3	628	20	28	0.5	2.9	0.6	4.2	Nil					under rehabilitation state and running with 50% capacity.	
4		Kapashera	5	SBR	TRIVENI	-	UV	10	10	50	5	2	230	15.03.2025	-	7.30	7.71	446	12	450	7	985	30	100	27.0	1.6	0.3	1.5	Nil	-	-	-	-		Rajokari SPS, Rankpuri SPS, Kapashera SPS, Dundahera SPS
5	Kondli	Kondli Ph-I	10	ASP	Triveni Pvt. Ltd	RGF	Chlorination	10	10	50	5	2	230	19.03.2025	10	7.00	7.50	304	7	157	5	436	12	32	1.0	3.5	1.2	6	Nil						Preet Vihar, Jagriti Enclave, Geeta Colony, Mandawali, Kalyanpuri, New Kalyanpuri, Dallupura , Gharoli
6		Kondli Ph-II	25	ASP	Triveni Pvt. Ltd	RGF	Chlorination	10	10	50	5	2	230	19.03.2025	25	7.00	7.50	304	9	157	7	436	3.5	32	3.5	3.5	2.0	6	0.8						
7		Kondli Ph-III	10	ASP	Triveni Pvt. Ltd	RGF	Chlorination	10	10	50	5	2	230	19.03.2025	10	7.00	7.50	304	9	157	7	436	15	32	3.5	3.5	2.0	6	0.8					-	
8		Kondli Ph-IV	45	ASP(IFAS)	Ayaappa Pvt.Ltd	Disc Filter	UV	10	10	50	5	2	230	19.03.2025	45	6.90	7.50	312	10	153	7	440	16	35	4.0	3.8	2.4	6.4	Nil						
9		Chilla	9	Combitreat-ISBR	HNB Engineers		not installed, but compliance<=230	10	10	50	5	2	230	03.03.2025	9	7.00	7.50	324	8	162	5	424	12	35	0.6	3.8	1.0	6.4	nil						Ghazipur drain
10		CWG	1	MBR	M/s Toshiba Water Soluti on Pvt. Ltd.	Membrane Filtration	Chlorination	10	10	50	5	2	230	03.03.2025	1	7.10	7.50	308	BDL	150	BDL	411	6	38	nil	4.0	nil	5.6	nil						
11	N.S.T.P.C.Pillar	Coronation Pillar Ph-II	20	ASP	DRA Infracom Pvt.Ltd.	-	UV (Not Started)	50	30	250	50	5	-	19.03.2025	8	7.20	7.40	156	5	78	3	214	10	20	0.6	2.7	0.9	2.4	nil					Half stream of plant is Under Rehabilitation	
12		Coronation Pillar Ph-III	10	ASP	DRA Infracom Pvt.Ltd.	-	UV	10	10	50	5	2	230	19.03.2025	9.5	7.30	7.60	198	6	91	4	258	12	22	0.8	2.9	1.1	2.8	0.3						
13		Coronation New	70	ASP	L&T Construction and PASSAVANT (JV)	-	Chlorination	10	10	50	5	2	230	19.03.2025	56.823	7.20	7.60	172	6	90	4	224	15	33	0.6	3.0	0.8	3.7	0.2					Poly dosing	
14		Narela	10	ASP	DRA Infracom Pvt. Ltd.	-	UV	10	10	50	5	2	230	19.03.2025	10.41	7.20	7.50	146	11	63	06	214	19	38	0.9	3.5	1.0	2.7	0.5						
15	Nilothi	Nilothi Ph-I	40	ASP	SUBHASH INFRA PVT. LTD	-	UV (Not Started)	50	30	250	50	5	-	19.03.2025	-	7.54	8.00	350	10	180	12	-	-	28	8.0	3.3	1.5	0.9	Nil					under rehabilitation state and running with 50% capacity.	Pratibha SPS, Bakkarwala SPS, Sayyad nangloi SPS
16		Nilothi Ph-II	20	ASP	VEOLIA INDIA	Disc Filter	Chlorination	10	10	50	5	2	230	19.03.2025	-	7.45	7.85	282	9	160	14	-	-	24	10.0	3.1	1.8	0.7	Nil			27*10^10	910		DDA SPS,IST New SPS, Sayyad nangloi SPS
17	Okhla	Okhla Ph-V	16	ASP	DJB	-	not installed, but compliance<=230	50	30	250	50	5	230	19.03.2025	-	7.30	7.60	228	10	230	6	-	-	48	3.0	2.8	2.8			24 x 10^14	21 x 10^4	35 x 10^12	15 x 10^3	PAC Dosing	
18		Okhla Ph-VI	30	ASP	SUEZ India Pvt. Ltd.	-	Chlorination	10	10	50	5	2	230	19.03.2025	-	7.20	7.90	334	08	225	6	-	-	46	0.0	3.0	2.5			24 x 10^14	2400	21 x 10^12	3.6		
19		Okhla New	124											-	-	-	-	-	-	-	-	-	-	-	-	-	-	-	-	-	-	-	-	Plant Under trial run	
20		Mehrauli	5	Extended Aeration	DJB	-	-	50	30	250	50	5	-	15.02.2025	-	7.00	7.60	252	34	195	20	435	79	41	30.0	2.2	1.1			24 x 10^15	46 x 10^4				
21		Molar band	0.66	Fluidized Aerobic Bed	DJB	-	-	50	30	250	50	5	-	06.02.2025	-	7.20	7.30	310	34	245	29	-	-	45	31.0	3.2	1.2			93 x 10^12	24 x 10^5				
22		Ghitorini	5	ASP	DJB	-	-	30	20	250	50	5	-	11.03.2025	-	7.00	7.40	568	28	360	17	-	-	64	60.0	0.5	2.8			15x10^14	24x10^5	23x10^13	11x10^5		
23		Vasant Kunj Ph-I	2.2	Extended Aeration	DJB	-	-	50	30	250	50	5	-	11.03.2025	-	7.10	7.50	592	42	260	22	-	-	46	24.0	2.4	2.0			24x10^15	24x10^5	24x10^15	93x10^3		
24		Vasant Kunj Ph-II	3	Extended Aeration	DJB	-	-	50	30	250	50	5	-	11.03.2025	-	7.20	7.50	354	25	220	14	-	-	40	21.0	0.4	1.8			24x10^15	11x10^5	46x10^14	93x10^3		
25		Delhi Gate Ph-I	2.2	Biofor and dansadeg	Degramoent	-	not installed, but compliance<=230	10	10	50	5	2	230	18.03.2025		7.20	7.4`	170	12	195	7.9	-	-	46	2.8	2.8	2.0			24 x 10^14	75 x 10^3	11 x 10^14	20 x 10^3		
26		Delhi Gate Ph-II	15	Biofor and dansadeg	Degramoent	-	Chlorination	10	10	50	5	2	230	18.03.2025		7.10	7.60	144	15	178	11.6	-	-	40	2.4	2.0	1.8			24 x 10^14	2400	46 x 10^13	93		
27		SNH drain	2.2	Biofor and dansadeg	Degramoent	-	not installed, but compliance<=230	10	10	50	5	2	230	18.03.2025		7.10	7.50	280	8	430	5	-	-	48	1.0	3.2	0.0			24 x 10^14	15 x 10^5	24 x 10^13	15 x 10^4		
28	Pappankalan	Phappankalan Ph-I	20	ASP	SUBHASH INFRA PVT. LTD	-	UV (Not Started)	50	30	250	50	5	-	19.03.2025	-	7.36	7.79	252	16	-	-	367	48	22	0.2	3.5	2.5	2.8	0					Plant is under Rehabilitation	Dwarka Sector-7, Dwarka Sector 11, Dwarka Sector 16, Dawrka Sector 24,
29		Phappankalan Ph-II	20	ASP	VA-TECH WABAG LTD.	Media Filtration	Chlorination	10	10	50	5	2	230	19.03.2025	-	7.36	8.20	252	6	-	-	367	21	22	0.3	3.5	2.0	2.8	0						
30		Najafgarh	5	ASP	Ayaappa Pvt.Ltd.	-	UV	10	10	50	5	2	230	18.03.2025	-	7.26	7.55	290	2	172	2	463	16	24	0.1	3.0	0.5	1.2	Nil		-	-	-	Plant Under Rehabilitation	29MGD Najafgarh SPS
31	Rithala	Rithala Ph-I	40	ASP	Ms WA TECH BABAG LTD.	Disc Filter	Chlorination	10	10	50	5	2	100	19.03.2025	41	7.38	7.60	384	8	195	7	483	33	26	3.0	3.5	0.7	2.8	1.2	-	-	-	-	Plant Under trial run	
32		Rithala Ph-II	40	ASP	SUEZ India Pvt. Ltd.	Disc Filter	UV	10	10	50	5	2	230	19.03.2025	35.01	7.39	7.62	372	9	190	8	471	34	28	4.0	3.2	0.8	2.4	0.4	-	-	-	-		
33	Rohini Sec-25	Rohini	15	ASP	M/s Dinesh Chandra Rohini project pvt. Ltd.	-	UV	10	10	50	5	2	230	19.03.2025	11.45	7.40	7.42	472	10	234	7	584	32	32	0.2	3.5	1.2	-	-	-	-	-	-		
34	Yamuna Vihar	Yamuna Vihar Ph-I	10	ASP	DJB	-	-	50	30	250	50	5	-	19.03.2025	10.87	7.20	7.40	412	34	232	22	648	70	34	22.0	3.6	1.8	4.8	1.8	11x10^13	75x10^6	12x10^11	14x10^5		Ghonda-I SPS, Ghonda – II SPS, Zafrabad SPS, Brahmpuri Nala
35		Yamuna Vihar Ph-II	15	ASP(IFAS)	M/s SIPL-RKC JV	Disc Filter	UV	10	10	50	5	2	230	19.03.2025	15.11	7.30	7.50	344	12	203	8	590	22	30	16.0	3.9	1.8	4.4	1.4	24x10^13	15x10^7	28x10^11	11x10^5	Plant Under Rehabilitation	Yamuna Vihar SPS, Ghonda-I SPS, Ghonda – II SPS, Zafrabad SPS, Brahmpuri SPS, Yamuna Vihar SPS
36		Yamuna Vihar Ph-III	25	ASP	M/s Joly & joly	-	-	30	20	-	-	-	-	19.03.2025	27.37	7.20	7.50	392	69	209	40	744	102	36	28.0	4.4	2.2	6.2	2.8	29x10^12	21x10^7	75x10^11	15x10^5		
37		Sonia Vihar	7											-	-	-	-	-	-	-	-	-	-	-	-	-	-	-	-	-	-	-	-	Under Construction	

Total Treatment	749.26

	Plant not meeting standard as per design parameter	BDL: Below detection limit ND: Not Detectable

Total No of operational plant	37
Total No of Plant Under rehabilitation	1
Outlet Sample collected	35
Plant Under Unfit (As per design)	14
Plant Under fit	21
%Unfit	40
%fit	60

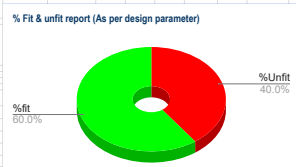

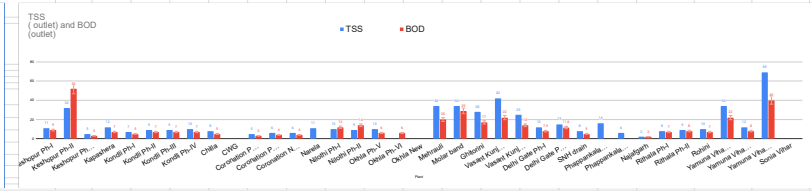

DELHI JAL BOARD

DAILY ANALYSIS REPORT OF ALL SEWAGE TREATMENT PLANT

DATE OF ANALYSIS : 20.03.2025

S.No.	Lab	Plant (STP)	Capacity (MGD)	Technology	Operator	Tertiary System	Disinfectent Type	Design Parameter(mg/l) TSS	BOD	COD	Ammonical N	Phosphate-P	Outlet MPN (F.Coli) 100ml	Date of Analysis	Average Daily Flow (MGD)	pH (inlet)	pH (oulet)	TSS (inlet)	TSS (outlet)	BOD (inlet)	BOD (outlet)	COD (inlet)	COD (outlet)	Ammonical nitrogen (inlet)	Ammonical nitrogen (Outlet)	Ortho phosphate (inlet)	Ortho phosphate (outlet)	Sulphide (Inlet)	Sulphide (Outlet)	Inlet MPN (T.Coli) 100ml	Outlet MPN (T.Coli) 100ml	Inlet MPN (F.Coli) 100ml	Outlet MPN (F.Coli) 100ml	Remarks	Feed SPS
																-	-	mg/l	mg/l	mg/l	mg/l	mg/l	mg/l	mg/l	mg/l	mg/l	mg/l	mg/l	mg/l						
1	Keshopur	Keshopur Ph-I	12	ASP	VA-TECH WABAG LTD.	-	Chlorination	30	20	250	50	5	230	20.03.2025	-	7.13	7.54	89	10	-	-	-	-	31	11.4	3.0	0.8	7.1	Nil	24×10^8	46×10^5	24×10^7	21×10^4		Ullam Nagar SPS Pasangpur SPS Keshopur ISP
2		Keshopur Ph-II	20	ASP	Ayaappa Pvt.Ltd	-	UV (Not Started)	50	30	250	50	5	-	20.03.2025	-	7.27	7.45	305	77	-	-	-	-	33	17.0	3.0	2.8	2.7	Nil					Plant is under rehabilitation and running with 50% capacity.	
3		Keshopur Ph-III	40	ASP	Ayaappa Pvt.Ltd	-	UV (Not Started)	50	30	250	50	5	-	20.03.2025	-	7.14	7.44	271	7	-	-	-	-	28	0.4	3.5	2.0	6.2	Nil					under rehabilitation state and running with 50% capacity.	
4		Kapashera	5	SBR	TRIVENI	-	UV	10	10	50	5	2	230	15.03.2025	-	7.30	7.71	446	12	450	7	985	30	100	27.0	1.6	0.3	1.5	Nil	-	-	-	-		Rajokari SPS, Rankpuri SPS, Kapashera SPS, Dundahera SPS
5	Kondli	Kondli Ph-I	10	ASP	Triveni Pvt. Ltd	RGF	Chlorination	10	10	50	5	2	230	20.03.2025	10	7.10	7.30	244	9	145	8	420	15	30	1.8	4.0	0.8	5.6	0.8						Preet Vihar, Jagriti Enclave, Geeta Colony, Mandawali, Kalyanpuri, New Kalyanpuri, Dallupura , Gharoli
6		Kondli Ph-II	25	ASP	Triveni Pvt. Ltd	RGF	Chlorination	10	10	50	5	2	230	20.03.2025	25	7.10	7.50	244	8	145	6	420	12	30	2.5	4.0	1.5	5.6	0.4						
7		Kondli Ph-III	10	ASP	Triveni Pvt. Ltd	RGF	Chlorination	10	10	50	5	2	230	20.03.2025	10	7.10	7.50	244	8	145	6	420	12	30	2.5	4.0	1.5	5.6	0.4					-	
8		Kondli Ph-IV	45	ASP(IFAS)	Ayaappa Pvt.Ltd	Disc Filter	UV	10	10	50	5	2	230	20.03.2025	45	7.10	7.50	286	9	148	7	440	18	28	4.5	3.5	1.8	6.4	1.2						
9		Chilla	9	Combitreat-ISBR	HNB Engineers		not installed, but compliance<=230	10	10	50	5	2	230	03.03.2025	9	7.00	7.50	324	8	162	5	424	12	35	0.6	3.8	1.0	6.4	nil						Ghazipur drain
10		CWG	1	MBR	M/s Toshiba Water Soluti on Pvt. Ltd.	Membrane Filtration	Chlorination	10	10	50	5	2	230	03.03.2025	1	7.10	7.50	308	BDL	150	BDL	411	6	38	nil	4.0	nil	5.6	nil						
11	N.S.T.P.C.Pillar	Coronation Pillar Ph-II	20	ASP	DRA Infracom Pvt.Ltd.	-	UV (Not Started)	50	30	250	50	5	-	20.03.2025	8	7.30	7.50	162	8	92	4	244	17	23	0.5	2.5	0.8	1.8	0.8					Half stream of plant is Under Rehabilitation	
12		Coronation Pillar Ph-III	10	ASP	DRA Infracom Pvt.Ltd.	-	UV	10	10	50	5	2	230	20.03.2025	9.5	7.20	7.60	188	6	114	3	290	15	24	0.7	2.6	1.2	2.2	nil						
13		Coronation New	70	ASP	L&T Construction and PASSAVANT (JV)	-	Chlorination	10	10	50	5	2	230	20.03.2025	54.858	7.20	7.50	166	7	96	3	253	15	36	0.6	3.1	0.7	2.5	0.5					Poly dosing	
14		Narela	10	ASP	DRA Infracom Pvt. Ltd.	-	UV	10	10	50	5	2	230	19.03.2025	10.41	7.20	7.50	146	11	63	06	214	19	38	0.9	3.5	1.0	2.7	0.5						
15	Nilothi	Nilothi Ph-I	40	ASP	SUBHASH INFRA PVT. LTD	-	UV (Not Started)	50	30	250	50	5	-	20.03.2025	-	7.57	8.04	330	20	-	-	-	-	30	8.0	3.0	1.2	0.72	Nil					under rehabilitation state and running with 50% capacity.	Pratibha SPS, Bakkarwala SPS, Sayyad nangloi SPS
16		Nilothi Ph-II	20	ASP	VEOLIA INDIA	Disc Filter	Chlorination	10	10	50	5	2	230	20.03.2025	-	7.42	7.85	344	11	-	-	-	-	25	6.0	3.2	1.5	0.96	Nil						DDA SPS,IST New SPS, Sayyad nangloi SPS
17	Okhla	Okhla Ph-V	16	ASP	DJB	-	not installed, but compliance<=230	50	30	250	50	5	230	20.03.2025	-	7.20	7.50	230	8	175	5	-	-	44	3.2	2.5	1.1			43 x 10^12	46 x 10^4	9.1 x 10^12	21 x 10^3	PAC Dosing	
18		Okhla Ph-VI	30	ASP	SUEZ India Pvt. Ltd.	-	Chlorination	10	10	50	5	2	230	20.03.2025	-	7.10	7.70	306	04	225	4	-	-	47	2.7	3.2	0.6			75 x 10^12	3.6	9.1 x 10^12	<1.8		
19		Okhla New	124											-	-	-	-	-	-	-	-	-	-	-	-	-	-	-	-	-	-	-	-	Plant Under trial run	
20		Mehrauli	5	Extended Aeration	DJB	-	-	50	30	250	50	5	-	15.02.2025	-	7.00	7.60	252	34	195	20	435	79	41	30.0	2.2	1.1			24 x 10^15	46 x 10^4				
21		Molar band	0.66	Fluidized Aerobic Bed	DJB	-	-	50	30	250	50	5	-	06.02.2025	-	7.20	7.30	310	34	245	29	-	-	45	31.0	3.2	1.2			93 x 10^12	24 x 10^5				
22		Ghitorini	5	ASP	DJB	-	-	30	20	250	50	5	-	11.03.2025	-	7.00	7.40	568	28	360	17	-	-	64	60.0	0.5	2.8			15x10^14	24x10^5	23x10^13	11x10^5		
23		Vasant Kunj Ph-I	2.2	Extended Aeration	DJB	-	-	50	30	250	50	5	-	11.03.2025	-	7.10	7.50	592	42	260	22	-	-	46	24.0	2.4	2.0			24x10^15	24x10^5	24x10^15	93x10^3		
24		Vasant Kunj Ph-II	3	Extended Aeration	DJB	-	-	50	30	250	50	5	-	11.03.2025	-	7.20	7.50	354	25	220	14	-	-	40	21.0	0.4	1.8			24x10^15	11x10^5	46x10^14	93x10^3		
25		Delhi Gate Ph-I	2.2	Biofor and dansadeg	Degramoent	-	not installed, but compliance<=230	10	10	50	5	2	230	18.03.2025	-	7.20	7.4`	170	12	195	7.9	-	-	46	2.8	2.8	2.0			24 x 10^14	75 x 10^3	11 x 10^14	20 x 10^3		
26		Delhi Gate Ph-II	15	Biofor and dansadeg	Degramoent	-	Chlorination	10	10	50	5	2	230	18.03.2025	-	7.10	7.60	144	15	178	11.6	-	-	40	2.4	2.0	1.8			24 x 10^14	2400	46 x 10^13	93		
27		SNH drain	2.2	Biofor and dansadeg	Degramoent	-	not installed, but compliance<=230	10	10	50	5	2	230	18.03.2025	-	7.10	7.50	280	8	430	5	-	-	48	1.0	3.2	0.0			24 x 10^14	15 x 10^5	24 x 10^13	15 x 10^4		
28	Pappankalan	Phappankalan Ph-I	20	ASP	SUBHASH INFRA PVT. LTD	-	UV (Not Started)	50	30	250	50	5	-	20.03.2025	-	7.53	7.75	368	19	-	-	486	51	25	0.2	3.2	2.4	3.8	0					Plant is under Rehabilitation	Dwarka Sector-7, Dwarka Sector 11, Dwarka Sector 16, Dawrka Sector 24,
29		Phappankalan Ph-II	20	ASP	VA-TECH WABAG LTD.	Media Filtration	Chlorination	10	10	50	5	2	230	20.03.2025	-	7.53	8.20	368	5	-	-	486	23	25	0.1	3.2	2.0	3.8	0						
30		Najafgarh	5	ASP	Ayaappa Pvt.Ltd.	-	UV	10	10	50	5	2	230	18.03.2025	-	7.26	7.55	290	2	172	2	463	16	24	0.1	3.0	0.5	1.2	Nil		-	-	-	Plant Under Rehabilitation	29MGD Najafgarh SPS
31	Rithala	Rithala Ph-I	40	ASP	M/s WA TECH BABAG LTD.	Disc Filter	Chlorination	10	10	50	5	2	100	20.03.2025	41.49	7.27	7.51	348	10	175	8	452	38	25	2.0	3.8	0.6	3.6	0.4	_	_	_	_	Plant Under trial run	
32		Rithala Ph-II	40	ASP	SUEZ India Pvt. Ltd.	Disc Filter	UV	10	10	50	5	2	230	20.03.2025	35.3	7.31	7.53	332	9	172	8	438	36	26	7.0	3.4	0.7	3.2	0.8	_	_	_	_		
33	Rohini Sec-25	Rohini	15	ASP	M/s Dinesh Chandra Rohini project pvt. Ltd.	-	UV	10	10	50	5	2	230	20.03.2025	11.1	7.14	7.22	764	9	343	6	856	28	25	0.6	4.0	1.0	-	-	24x10^8+	1100	24x10^7+	160		
34	Yamuna Vihar	Yamuna Vihar Ph-I	10	ASP	DJB	-	-	50	30	250	50	5	-	20.03.2025	10.7	7.20	7.40	344	24	205	15	596	48	30	20.0	3.4	1.6	5	2	29x10^12	15x10^7	27x10^11	20x10^5		Ghonda-I SPS, Ghonda – II SPS, Zafrabad SPS, Brahampuri Nala
35		Yamuna Vihar Ph-II	15	ASP(IFAS)	M/s SIPL-RKC JV	Disc Filter	UV	10	10	50	5	2	230	20.03.2025	15.05	7.30	7.50	320	10	193	7	528	18	28	14.0	3.6	1.0	4.6	1.6	11x10^13	75x10^6	28x10^11	15x10^5	Plant Under Rehabilitation	Yamuna Vihar SPS, Ghonda-I SPS, Ghonda – II SPS, Zafrabad SPS, Brahampuri SPS, Yamuna Vihar SPS
36		Yamuna Vihar Ph-III	25	ASP	M/s Joly & joly	-	-	30	20	-	-	-	-	20.03.2025	27.55	7.30	7.60	652	45	346	31	958	92	38	30.0	4.2	2.4	6.8	3.2	24x10^13	46x10^7	35x10^11	14x10^5		
37		Sonia Vihar	7											-	-	-	-	-	-	-	-	-	-	-	-	-	-	-	-	-	-	-	-	Under Construction	

Total Treatment	749.26

	Plant not meeting standard as per design parameter

BDL: Below detection limit
ND: Not Detectable

Total No of operational plant	37
Total No of Plant Under rehabilitation	1
Outlet Sample collected	35
Plant Under Unfit (As per design)	14
Plant Under fit	21
%Unfit	40
%fit	60

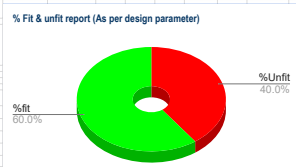

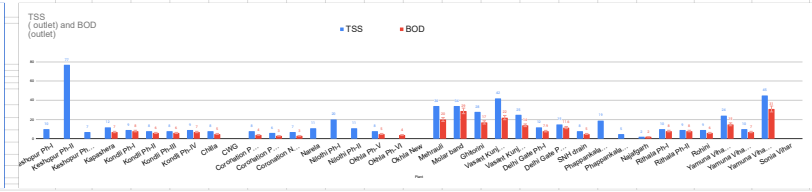

DELHI JAL BOARD

DAILY ANALYSIS REPORT OF ALL SEWAGE TREATMENT PLANT

DATE OF ANALYSIS : 21.03.2025

S.No.	Lab	Plant (STP)	Capacity (MGD)	Technology	Operator	Tertiary System	Disinfectent Type	Design Parameter(mg/l) TSS	BOD	COD	Ammonical N	Phosphate-P	Outlet MPN (F.Coli) 100ml	Date of Analysis	Average Daily Flow (MGD)	pH (inlet)	pH (oulet)	TSS (inlet)	TSS (outlet)	BOD (inlet)	BOD (outlet)	COD (inlet)	COD (outlet)	Ammonical nitrogen (Inlet)	Ammonical nitrogen (Outlet)	Ortho phosphate (inlet)	Ortho phosphate (outlet)	Sulphide (Inlet)	Sulphide (Outlet)	Inlet MPN (T.Coli)	Outlet MPN (T.Coli)	Inlet MPN (F.Coli)	Outlet MPN (F.Coli)	Remarks	Feed SPS
																-	-	mg/l	mg/l	mg/l	mg/l	mg/l	mg/l	mg/l	mg/l	mg/l	mg/l	mg/l	mg/l	100ml	100ml	100ml	100ml		
1	Keshopur	Keshopur Ph-I	12	ASP	VA-TECH WABAG LTD.	-	Chlorination	30	20	250	50	5	230	21.03.2025	-	7.19	7.51	120	11	135	12	325	22	32	12.4	4.0	1.2	5	Nil						Ullam Nagar SPS Pasangpur SPS Keshopur ISP
2		Keshopur Ph-II	20	ASP	Ayaappa Pvt.Ltd	-	UV (Not Started)	50	30	250	50	5	-	21.03.2025	-	7.28	7.45	352	34	237	41	621	61	29	19.0	4.8	3.0	1.6	Nil	24×10^9	11×10^5	24×10^8	24×10^4	Plant is under rehabilitation and running with 50% capacity.	
3		Keshopur Ph-III	40	ASP	Ayaappa Pvt.Ltd	-	UV (Not Started)	50	30	250	50	5	-	21.03.2025	-	7.20	7.57	344	4	252	3	630	19	26	2.1	4.5	2.0	2.7	Nil					under rehabilitation state and running with 50% capacity.	
4		Kapashera	5	SBR	TRIVENI	-	UV	10	10	50	5	2	230	15.03.2025	-	7.30	7.71	446	12	450	7	985	30	100	27.0	1.6	0.3	1.5	Nil	-	-	-	-		Rajokari SPS, Rankpuri SPS, Kapashera SPS, Dundahera SPS
5	Kondli	Kondli Ph-I	10	ASP	Triveni Pvt. Ltd	RGF	Chlorination	10	10	50	5	2	230	21.03.2025	10	6.90	7.60	348	8	153	7	482	14	32	1.2	3.8	1.0	6	Nil						Preet Vihar, Jagriti Enclave, Geeta Colony, Mandawali, Kalyanpuri, New Kalyanpuri, Dallupura , Gharoli
6		Kondli Ph-II	25	ASP	Triveni Pvt. Ltd	RGF	Chlorination	10	10	50	5	2	230	21.03.2025	-	6.90	7.60	348	10	153	9	482	15	32	3.5	3.8	2.0	6	Nil						
7		Kondli Ph-III	10	ASP	Triveni Pvt. Ltd	RGF	Chlorination	10	10	50	5	2	230	21.03.2025	10	6.90	7.60	348	10	153	9	482	15	32	3.5	3.8	2.0	6	Nil					-	
8		Kondli Ph-IV	45	ASP(IFAS)	Ayaappa Pvt.Ltd	Disc Filter	UV	10	10	50	5	2	230	21.03.2025	45	7.00	7.50	312	8	150	6	470	13	35	3.0	4.0	2.0	5.6	0.6						
9		Chilla	9	Combitreat-ISBR	HNB Engineers		not installed, but compliance<=230	10	10	50	5	2	230	03.03.2025	9	7.00	7.50	324	8	162	5	424	12	35	0.6	3.8	1.0	6.4	nil						Ghazipur drain
10		CWG	1	MBR	M/s Toshiba Water Soluti on Pvt. Ltd.	Membrane Filtration	Chlorination	10	10	50	5	2	230	03.03.2025	1	7.10	7.50	308	BDL	150	BDL	411	6	38	nil	4.0	nil	5.6	nil						
11	N.S.T.P.C.Pillar	Coronation Pillar Ph-II	20	ASP	DRA Infracom Pvt.Ltd.	-	UV (Not Started)	50	30	250	50	5	-	21.03.2025	8	7.20	7.50	278	10	110	6	390	16	24	0.6	2.6	0.9	2.3	0.7					Half stream of plant is Under Rehabilitation	
12		Coronation Pillar Ph-III	10	ASP	DRA Infracom Pvt.Ltd.	-	UV	10	10	50	5	2	230	21.03.2025	9.5	7.20	7.50	210	9	107	5	306	13	26	0.7	2.8	1.0	2.1	0.8						
13		Coronation New	70	ASP	L&T Construction and PASSAVANT (JV)	-	Chlorination	10	10	50	5	2	230	21.03.2025	55.407	7.30	7.60	208	10	99	6	340	15	35	0.5	3.2	0.7	2.4	0.8					Poly dosing	
14		Narela	10	ASP	DRA Infracom Pvt. Ltd.	-	UV	10	10	50	5	2	230	21.03.2025	12.41	7.30	7.60	136	12	81	8	274	19	42	0.8	3.8	0.9	4.1	1.2						
15	Nilothi	Nilothi Ph-I	40	ASP	SUBHASH INFRA PVT. LTD	-	UV (Not Started)	50	30	250	50	5	-	21.03.2025	-	7.70	8.05	484	14	240	16	-	-	28	9.0	3.5	1.5	0.96	Nil					under rehabilitation state and running with 50% capacity.	Pratibha SPS, Bakkarwala SPS, Sayyad nangloi SPS
16		Nilothi Ph-II	20	ASP	VEOLIA INDIA	Disc Filter	Chlorination	10	10	50	5	2	230	21.03.2025	-	7.50	7.89	510	13	250	20	-	-	25	10.0	3.2	2.0	1.12	Nil						DDA SPS,IST New SPS, Sayyad nangloi SPS
17	Okhla	Okhla Ph-V	16	ASP	DJB	-	not installed, but compliance<=230	50	30	250	50	5	230	21.03.2025	-	7.10	7.40	160	10	145	5	-	-	45	3.1	3.2	0.9			15X10^13	28X10^3	15X10^12	7.3X10^3	PAC Dosing	
18		Okhla Ph-VI	30	ASP	SUEZ India Pvt. Ltd.	-	Chlorination	10	10	50	5	2	230	21.03.2025	-	7.30	7.60	932	6	310	3	-	-	48	2.4	3.3	0.7			11X10^4	2400		15X10^12		
19		Okhla New	124											-	-	-	-	-	-	-	-	-	-	-	-	-	-	-	-	-	-	-	-	Plant Under trial run	
20		Mehrauli	5	Extended Aeration	DJB	-	-	50	30	250	50	5	-	15.02.2025	-	7.00	7.60	252	34	195	20	435	79	41	30.0	2.2	1.1			24 x 10^15	46 x 10^4				
21		Molar band	0.66	Fluidized Aerobic Bed	DJB	-	-	50	30	250	50	5	-	06.02.2025	-	7.20	7.30	310	34	245	29	-	-	45	31.0	3.2	1.2			93 x 10^12	24 x 10^5				
22		Ghitorini	5	ASP	DJB	-	-	30	20	250	50	5	-	11.03.2025	-	7.00	7.40	568	28	360	17	-	-	64	60.0	0.5	2.8			15x10^14	24x10^5	23x10^13	11x10^5		
23		Vasant Kunj Ph-I	2.2	Extended Aeration	DJB	-	-	50	30	250	50	5	-	11.03.2025	-	7.10	7.50	592	42	260	22	-	-	46	24.0	2.4	2.0			24x10^15	24x10^5	24x10^15	93x10^3		
24		Vasant Kunj Ph-II	3	Extended Aeration	DJB	-	-	50	30	250	50	5	-	11.03.2025	-	7.20	7.50	354	25	220	14	-	-	40	21.0	0.4	1.8			24x10^15	11x10^5	46x10^14	93x10^3		
25		Delhi Gate Ph-I	2.2	Biofor and dansadeg	Degramoent	-	not installed, but compliance<=230	10	10	50	5	2	230	18.03.2025	-	7.20	7.4`	170	12	195	7.9	-	-	46	2.8	2.8	2.0			24 x 10^14	75 x 10^3	11 x 10^14	20 x 10^3		
26		Delhi Gate Ph-II	15	Biofor and dansadeg	Degramoent	-	Chlorination	10	10	50	5	2	230	18.03.2025	-	7.10	7.60	144	15	178	11.6	-	-	40	2.4	2.0	1.8			24 x 10^14	2400	46 x 10^13	93		
27		SNH drain	2.2	Biofor and dansadeg	Degramoent	-	not installed, but compliance<=230	10	10	50	5	2	230	18.03.2025	-	7.10	7.50	280	8	430	5	-	-	48	1.0	3.2	0.0			24 x 10^14	15 x 10^5	24 x 10^13	15 x 10^4		
28	Pappankalan	Phappankalan Ph-I	20	ASP	SUBHASH INFRA PVT. LTD	-	UV (Not Started)	50	30	250	50	5	-	21.03.2025	-	7.54	7.70	406	14	-	-	635	36	40	0.1	2.2	2.5	3.7	0					Plant is under Rehabilitation	Dwarka Sector-7, Dwarka Sector 11, Dwarka Sector 16, Dawrka Sector 24,
29		Phappankalan Ph-II	20	ASP	VA-TECH WABAG LTD.	Media Filtration	Chlorination	10	10	50	5	2	230	21.03.2025	-	7.54	8.11	406	6	-	-	635	28	40	0.3	2.2	2.0	3.7	0						
30		Najafgarh	5	ASP	Ayaappa Pvt.Ltd.	-	UV	10	10	50	5	2	230	21.03.2025	-	7.17	7.54	229	3	177	2	398	14	26	0.5	2.8	1.0	3.9	Nil			-	-	Plant Under Rehabilitation	29MGD Najafgarh SPS
31	Rithala	Rithala Ph-I	40	ASP	M/s WA TECH BABAG LTD.	Disc Filter	Chlorination	10	10	50	5	2	100	21.03.2025	41.04	7.31	7.56	340	11	175	9	439	38	34	3.0	4.3	0.9	2.4	0.4	-	-	24×10^6+	95	Plant Under trial run	
32		Rithala Ph-II	40	ASP	SUEZ India Pvt. Ltd.	Disc Filter	UV	10	10	50	5	2	230	21.03.2025	35.1	7.36	7.59	392	9	198	8	491	36	33	8.0	4.4	0.5	4	1.2	-	-	24×10^6+	64		
33	Rohini Sec-25	Rohini	15	ASP	M/s Dinesh Chandra Rohini project pvt. Ltd.	-	UV	10	10	50	5	2	230	21.03.2025	11.26	7.20	7.32	532	8	251	5	632	20	20	0.2	4.0	1.0	-	-	-	-	-	-		
34	Yamuna Vihar	Yamuna Vihar Ph-I	10	ASP	DJB	-	-	50	30	250	50	5	-	21.03.2025	10.9	7.20	7.60	412	28	216	15	618	42	32	18.0	3.0	1.2	5.2	1.6	11x10^13	15x10^7	39x10^11	20x10^6		Ghonda-I SPS, Ghonda – II SPS Zafrabad SPS, Brahampuri Nala
35		Yamuna Vihar Ph-II	15	ASP(IFAS)	M/s SIPL-RKC JV	Disc Filter	UV	10	10	50	5	2	230	21.03.2025	14.92	7.20	7.50	312	12	188	8	465	22	30	12.0	2.8	1.0	4.2	2.4	29x10^12	12x10^7	75x10^11	28x10^8	Plant Under Rehabilitation	Yamuna Vihar SPS, Ghonda-I SPS
36		Yamuna Vihar Ph-III	25	ASP	M/s Joly & joly	-	-	30	20	-	-	-	-	21.03.2025	27.11	7.20	7.70	688	56	335	38	820	92	40	26.0	3.8	2.5	6.8	2.5	11x10^13	93x10^6	12x10^12	35x10^6		Ghonda – II SPS, Zafrabad SPS, Brahampuri SPS, Yamuna Vihar SPS
37		Sonia Vihar	7											-	-	-	-	-	-	-	-	-	-	-	-	-	-	-	-	-	-	-	-	Under Construction	

Total Treatment	749.26

	Plant not meeting standard as per design parameter

BDL: Below detection limit
ND: Not Detectable

Total No of operational plant	37
Total No of Plant Under rehabilitation	1
Outlet Sample collected	35
Plant Under Unfit (As per design)	13
Plant Under fit	22
%Unfit	37
%fit	63

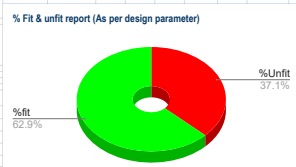

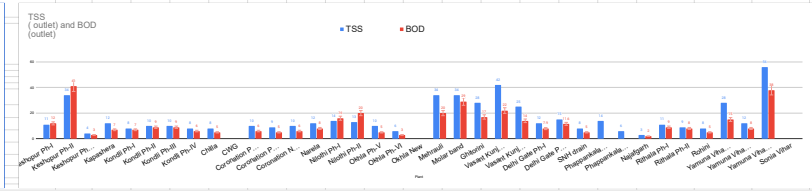

DELHI JAL BOARD

DAILY ANALYSIS REPORT OF ALL SEWAGE TREATMENT PLANT

DATE OF ANALYSIS : 22.03.2025

S.No.	Lab	Plant (STP)	Capacity (MGD)	Technology	Operator	Tertiary System	Disinfectent Type	Design Parameter(mg/l) TSS	BOD	COD	Ammonical-N	Phosphate-P	Outlet MPN (F.Coli) 100ml	Date of Analysis	Average Daily Flow (MGD)	pH (inlet) -	pH (oulet) -	TSS (inlet) mg/l	TSS (outlet) mg/l	BOD (inlet) mg/l	BOD (outlet) mg/l	COD (inlet) mg/l	COD (outlet) mg/l	Ammonical nitrogen (Inlet) mg/l	Ammonical nitrogen (Outlet) mg/l	Ortho phosphate (inlet) mg/l	Ortho phosphate (outlet) mg/l	Sulphide (Inlet) mg/l	Sulphide (Outlet) mg/l	Inlet MPN (T.Coli) 100ml	Outlet MPN (T.Coli) 100ml	Inlet MPN (F.Coli) 100ml	Outlet MPN (F.Coli) 100ml	Remarks	Feed SPS
1	Keshopur	Keshopur Ph-I	12	ASP	VA-TECH WABAG LTD.	-	Chlorination	30	20	250	50	5	230	22.03.2025	-	7.07	7.44	127	11	152	7	346	27	34	10.7	4.2	0.8	8	Nil						Uttam Nagar SPS Possangipur SPS Keshopur ISP
2		Keshopur Ph-II	20	ASP	Ayaappa Pvt.Ltd	-	UV (Not Started)	50	30	250	50	5	-	22.03.2025	-	7.16	7.48	372	42	237	44	699	78	21	20.0	6.5	4.2	3	Nil					Plant is under rehabilitation and running with 50% capacity.	
3		Keshopur Ph-III	40	ASP	Ayaappa Pvt.Ltd	-	UV (Not Started)	50	30	250	50	5	-	22.03.2025	-	7.05	7.49	339	8	232	6	588	29	28	0.5	4.0	1.5	5	Nil	24×10^10	24×10^6	24×10^9	11×10^5	under rehabilitation state and running with 50% capacity.	
4		Kapashera	5	SBR	TRIVENI	-	UV	10	10	50	5	2	230	15.03.2025	-	7.30	7.71	446	12	450	7	985	30	100	27.0	1.6	0.3	1.5	Nil	-	-	-	-		Rajokari SPS, Rankpuri SPS, Kapashera SPS, Dundahera SPS
5	Kondli	Kondli Ph-I	10	ASP	Triveni Pvt. Ltd	RGF	Chlorination	10	10	50	5	2	230	22.03.2025	10	7.10	7.40	300	9	160	8	394	15	30	1.6	3.5	1.5	5.6	Nil						Preet Vihar, Jagriti Enclave, Geeta Colony, Mandawali, Kalyanpuri, New Kalyanpuri,, Dallupura , Gharoli
6		Kondli Ph-II	25	ASP	Triveni Pvt. Ltd	RGF	Chlorination	10	10	50	5	2	230	22.03.2025	25	7.10	7.40	300	7	160	7	394	12	30	5.0	3.5	1.8	5.6	Nil						
7		Kondli Ph-III	10	ASP	Triveni Pvt. Ltd	RGF	Chlorination	10	10	50	5	2	230	22.03.2025	10	7.10	7.40	300	7	160	7	394	12	30	5.0	3.5	1.8	5.6	Nil					-	
8		Kondli Ph-IV	45	ASP(IFAS)	Ayaappa Pvt.Ltd	Disc Filter	UV	10	10	50	5	2	230	22.03.2025	45	7.00	7.40	320	9	153	7	410	16	32	4.0	3.8	1.5	6	Nil						
9		Chilla	9	Combitreat-ISBR	HNB Engineers		not installed, but compliance<=230	10	10	50	5	2	230	03.03.2025	9	7.00	7.50	324	8	162	5	424	12	35	0.6	3.8	1.0	6.4	nil						Ghazipur drain
10		CWG	1	MBR	M/s Toshiba Water Soluti on Pvt. Ltd.	Membrane Filtration	Chlorination	10	10	50	5	2	230	03.03.2025	1	7.10	7.50	308	BDL	150	BDL	411	6	38	nil	4.0	nil	5.6	nil						
11	N.S.T.P.C.Pillar	Coronation Pillar Ph-II	20	ASP	DRA Infracom Pvt.Ltd.	-	UV (Not Started)	50	30	250	50	5	-	22.03.2025	10	7.30	7.60	262	7	116	5	346	13	23	0.5	2.7	0.7	2.1	0.5					Half stream of plant is Under Rehabilitation	
12		Coronation Pillar Ph-III	10	ASP	DRA Infracom Pvt.Ltd.	-	UV	10	10	50	5	2	230	22.03.2025	9.5	7.20	7.50	132	5	75	3	234	12	27	0.6	2.9	1.2	2	0.7						
13		Coronation New	70	ASP	L&T Construction and PASSAVANT (JV)	-	Chlorination	10	10	50	5	2	230	22.03.2025	57.126	7.20	7.50	278	10	155	10	386	19	37	0.4	3.5	0.8	2.7	0.6					Poly dosing	
14		Narela	10	ASP	DRA Infracom Pvt. Ltd.	-	UV	10	10	50	5	2	230	21.03.2025	12.41	7.30	7.60	136	12	81	8	274	19	42	0.8	3.8	0.9	4.1	1.2						
15	Nilothi	Nilothi Ph-I	40	ASP	SUBHASH INFRA PVT. LTD	-	UV (Not Started)	50	30	250	50	5	-	22.03.2025	-	7.72	8.11	444	15	225	14	-	-	30	8.0	3.4	1.3	0.88	Nil					under rehabilitation state and running with 50% capacity.	Pratibha SPS, Bakkarwala SPS, Sayyad nangloi SPS
16		Nilothi Ph-II	20	ASP	VEOLIA INDIA	Disc Filter	Chlorination	10	10	50	5	2	230	22.03.2025	-	7.59	8.02	482	11	240	18	-	-	25	8.0	3.3	2.1	1.04	Nil						DDA SPS,IST New SPS, Sayyad nangloi SPS
17	Okhla	Okhla Ph-V	16	ASP	DJB	-	not installed, but compliance<=230	50	30	250	50	5	230	22.03.2025	-	7.20	7.50	184	10	155	6	-	-	40	3.2	2.2	0.7			46X10^11	23X10^3	21X10^10	9.1X10^3	**PAC Dosing**	
18		Okhla Ph-VI	30	ASP	SUEZ India Pvt. Ltd.	-	Chlorination	10	10	50	5	2	230	22.03.2025	-	7.10	7.60	288	9	220	6	-	-	42	2.8	2.8	0.5			46X10^12	15	21X10^11	7.3		
19		Okhla New	124											-	-	-	-	-	-	-	-	-	-	-	-	-	-	-	-	-	-	-	-	Plant Under trial run	
20		Mehrauli	5	Extended Aeration	DJB	-	-	50	30	250	50	5	-	15.02.2025	-	7.00	7.60	252	34	195	20	435	79	41	30.0	2.2	1.1			24 x 10^15	46 x 10^4				
21		Molar band	0.66	Fluidized Aerobic Bed	DJB	-	-	50	30	250	50	5	-	06.02.2025	-	7.20	7.30	310	34	245	29	-	-	45	31.0	3.2	1.2			93 x 10^12	24 x 10^5				
22		Ghitorini	5	ASP	DJB	-	-	30	20	250	50	5	-	11.03.2025	-	7.00	7.40	568	28	360	17	-	-	64	60.0	0.5	2.8			15x10^14	24x10^5	23x10^13	11x10^5		
23		Vasant Kunj Ph-I	2.2	Extended Aeration	DJB	-	-	50	30	250	50	5	-	11.03.2025	-	7.10	7.50	592	42	260	22	-	-	46	24.0	2.4	2.0			24x10^15	24x10^5	24x10^15	93x10^3		
24		Vasant Kunj Ph-II	3	Extended Aeration	DJB	-	-	50	30	250	50	5	-	11.03.2025	-	7.20	7.50	354	25	220	14	-	-	40	21.0	0.4	1.8			24x10^15	11x10^5	46x10^14	93x10^3		
25		Delhi Gate Ph-I	2.2	Biofor and dansadeg	Degramoent	-	not installed, but compliance<=230	10	10	50	5	2	230	18.03.2025	-	7.20	7.4`	170	12	195	7.9	-	-	46	2.8	2.8	2.0			24 x 10^14	75 x 10^3	11 x 10^14	20 x 10^3		
26		Delhi Gate Ph-II	15	Biofor and dansadeg	Degramoent	-	Chlorination	10	10	50	5	2	230	18.03.2025	-	7.10	7.60	144	15	178	11.6	-	-	40	2.4	2.0	1.8			24 x 10^14	2400	46 x 10^13	93		
27		SNH drain	2.2	Biofor and dansadeg	Degramoent	-	not installed, but compliance<=230	10	10	50	5	2	230	18.03.2025	-	7.10	7.50	280	8	430	5	-	-	48	1.0	3.2	0.0			24 x 10^14	15 x 10^5	24 x 10^13	15 x 10^4		
28	Pappankalan	Phappankalan Ph-I	20	ASP	SUBHASH INFRA PVT. LTD	-	UV (Not Started)	50	30	250	50	5	-	22.03.2025	-	7.59	7.76	394	17	-	-	495	32	40	0.2	3.0	2.5	2.3	Nil					Plant is under Rehabilitation	Dwarka Sector-7, Dwarka Sector 11, Dwarka Sector 16, Dawrka Sector 24,
29		Phappankalan Ph-II	20	ASP	VA-TECH WABAG LTD.	Media Filtration	Chlorination	10	10	50	5	2	230	22.03.2025	-	7.59	8.17	394	4	-	-	495	8	40	0.1	3.0	1.8	2.3	Nil						
30		Najafgarh	5	ASP	Ayaappa Pvt.Ltd.	-	UV	10	10	50	5	2	230	21.03.2025	-	7.17	7.54	229	3	177	2	398	14	26	0.5	2.8	1.0	3.9	Nil			-	-	Plant Under Rehabilitation	25MGD Najafgarh SPS
31	Rithala	Rithala Ph-I	40	ASP	Ms WA TECH BABAG LTD.	Disc Filter	Chlorination	10	10	50	5	2	100	22.03.2025	43.83	7.33	7.54	384	9	190	8	476	36	32	4.0	3.9	0.8	3.2	1.2	-	-	-	-	Plant Under trial run	
32		Rithala Ph-II	40	ASP	SUEZ India Pvt. Ltd.	Disc Filter	UV	10	10	50	5	2	230	22.03.2025	36.09	7.34	7.61	396	8	198	7	498	35	34	7.0	4.1	0.6	2.4	0.4	-	-	-	-		
33	Rohini Sec-25	Rohini	15	ASP	Ms Dinesh Chandra Rohini project pvt. Ltd .	-	UV	10	10	50	5	2	230	22.03.2025	10.41	7.30	7.37	360	7	189	4	472	16	35	0.1	5.0	1.0	-	-	-	-	-	-		
34	Yamuna Vihar	Yamuna Vihar Ph-I	10	ASP	DJB	-	-	50	30	250	50	5	-	22.03.2025	10.74	7.20	7.50	400	47	241	27	628	74	30	22.0	3.6	1.4	5	1.8	11x10^13	15x10^7	12x10^12	35x10^6		Ghonda-I SPS, Ghonda – II SPS Zafrabad SPS, Brahampuri SPS Yamuna Vihar SPS, Ghonda-I SPS Ghonda – II SPS, Zafrabad SPS Brahampuri SPS, Yamuna Vihar SPS
35		Yamuna Vihar Ph-II	15	ASP(IFAS)	M/s SIPL-RKC JV	Disc Filter	UV	10	10	50	5	2	230	22.03.2025	14.98	7.30	7.60	436	16	246	12	712	28	29	14.0	3.4	1.0	4.4	1.6	11x10^13	46x10^7	15x10^12	29x10^6	Plant Under Rehabilitation	
36		Yamuna Vihar Ph-III	25	ASP	M/s Joly & joly	-	-	30	20	-	-	-	-	22.03.2025	27.65	7.30	7.50	568	57	303	31	942	98	40	30.0	4.6	2.3	6.6	3.2	24x10^13	21x10^7	43x10^12	42x10^6		
37		Sonia Vihar	7											-	-	-	-	-	-	-	-	-	-	-	-	-	-	-	-	-	-	-	-	Under Construction	
		Total Treatment	**749.26**																																

	Plant not meeting standard as per design parameter	BDL: Below detection limit ND: Not Detectable

Total No of operational plant	37
Total No of Plant Under rehabilitation	1
Outlet Sample collected	35
Plant Under Unfit (As per design)	13
Plant Under fit	22
%Unfit	37
%fit	63

% Fit & unfit report (As per design parameter)

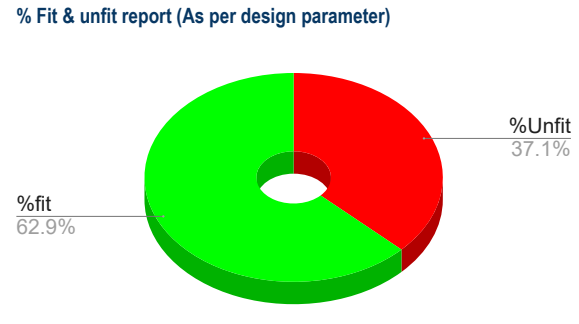

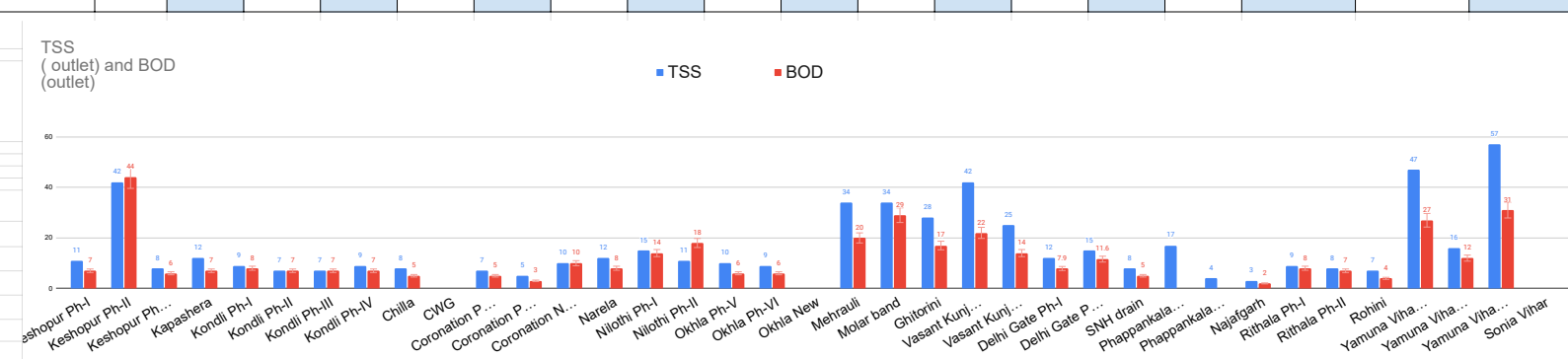

DELHI JAL BOARD

DAILY ANALYSIS REPORT OF ALL SEWAGE TREATMENT PLANT

DATE OF ANALYSIS : 23.03.2025

S.No.	Lab	Plant (STP)	Capacity (MGD)	Technology	Operator	Tertiary System	Disinfectent Type	Design Parameter(mg/l) TSS	BOD	COD	Ammonical N	Phosphate-P	Outlet MPN (F.Coli) 100ml	Date of Analysis	Average Daily Flow (MGD)	pH (inlet)	pH (oulet)	TSS (inlet) mg/l	TSS (outlet) mg/l	BOD (inlet) mg/l	BOD (outlet) mg/l	COD (inlet) mg/l	COD (outlet) mg/l	Ammonical nitrogen (inlet) mg/l	Ammonical nitrogen (Outlet) mg/l	Ortho phosphate (inlet) mg/l	Ortho phosphate (outlet) mg/l	Sulphide (Inlet) mg/l	Sulphide (Outlet) mg/l	Inlet MPN (T.Coli) 100ml	Outlet MPN (T.Coli) 100ml	Inlet MPN (F.Coli) 100ml	Outlet MPN (F.Coli) 100ml	Remarks	Feed SPS
1	Keshopur	Keshopur Ph-I	12	ASP	VA-TECH WABAG LTD.	-	Chlorination	30	20	250	50	5	230	22.03.2025	-	7.07	7.44	127	11	152	7	346	27	34	10.7	4.2	0.8	8	Nil						Ullam Nagar SPS Pasangpur SPS Keshopur ISP
2		Keshopur Ph-II	20	ASP	Ayaappa Pvt.Ltd	-	UV (Not Started)	50	30	250	50	5	-	22.03.2025	-	7.16	7.48	372	42	237	44	699	78	21	20.0	6.5	4.2	3	Nil					Plant is under rehabilitation and running with 50% capacity.	
3		Keshopur Ph-III	40	ASP	Ayaappa Pvt.Ltd	-	UV (Not Started)	50	30	250	50	5	-	22.03.2025	-	7.05	7.49	339	8	232	6	588	29	28	0.5	4.0	1.5	5	Nil	24×10^10	24×10^6	24×10^9	11×10^5	under rehabilitation state and running with 50% capacity.	
4		Kapashera	5	SBR	TRIVENI	-	UV	10	10	50	5	2	230	15.03.2025	-	7.30	7.71	446	12	450	7	985	30	100	27.0	1.6	0.3	1.5	Nil	-	-	-	-		Rajokari SPS, Rankpuri SPS, Kapashera SPS, Dundahera SPS
5	Kondli	Kondli Ph-I	10	ASP	Triveni Pvt. Ltd	RGF	Chlorination	10	10	50	5	2	230	23.03.2025	10	6.90	7.40	317	8	152	7	424	13	28	1.2	3.2	1.0	5.2	Nil						Preet Vihar, Jagriti Enclave, Geeta Colony, Mandawali, Kalyanpuri, New Kalyanpuri, Dallupura , Gharoli
6		Kondli Ph-II	25	ASP	Triveni Pvt. Ltd	RGF	Chlorination	10	10	50	5	2	230	23.03.2025	25	6.90	7.50	317	9	152	7	424	14	28	4.5	3.2	1.5	5.2	Nil						
7		Kondli Ph-III	10	ASP	Triveni Pvt. Ltd	RGF	Chlorination	10	10	50	5	2	230	23.03.2025	10	6.90	7.50	317	9	152	7	424	14	28	4.5	3.2	1.5	5.2	Nil					-	
8		Kondli Ph-IV	45	ASP(IFAS)	Ayaappa Pvt.Ltd	Disc Filter	UV	10	10	50	5	2	230	23.03.2025	45	7.00	7.60	302	8	157	13	410	3.8	30	3.8	3.5	1.2	5.6	Nil						
9		Chilla	9	Combitreat-ISBR	HNB Engineers		not installed, but compliance<=230	10	10	50	5	2	230	03.03.2025	9	7.00	7.50	324	8	162	5	424	12	35	0.6	3.8	1.0	6.4	nil						Ghazipur drain
10		CWG	1	MBR	M/s Toshiba Water Soluti on Pvt. Ltd.	Membrane Filtration	Chlorination	10	10	50	5	2	230	03.03.2025	1	7.10	7.50	308	BDL	150	BDL	411	6	38	nil	4.0	nil	5.6	nil						
11	N.S.T.P.C.Pillar	Coronation Pillar Ph-II	20	ASP	DRA Infracom Pvt.Ltd.	-	UV (Not Started)	50	30	250	50	5	-	23.03.2025	10.5	7.20	7.50	244	6	136	4	338	14	27	0.6	2.5	0.8	3.2	0.3					Half stream of plant is Under Rehabilitation	
12		Coronation Pillar Ph-III	10	ASP	DRA Infracom Pvt.Ltd.	-	UV	10	10	50	5	2	230	23.03.2025	9.5	7.30	7.50	168	8	66	3	242	17	24	0.9	2.8	1.1	2.3	0.5						
13		Coronation New	70	ASP	L&T Construction and PASSAVANT (JV)	-	Chlorination	10	10	50	5	2	230	23.03.2025	48.861	7.20	7.50	284	12	169	6	372	22	36	1.0	4.0	1.5	3.9	1.2					Poly dosing	
14		Narela	10	ASP	DRA Infracom Pvt. Ltd.	-	UV	10	10	50	5	2	230	21.03.2025	12.41	7.30	7.60	136	12	81	8	274	19	42	0.8	3.8	0.9	4.1	1.2						
15	Nilothi	Nilothi Ph-I	40	ASP	SUBHASH INFRA PVT. LTD	-	UV (Not Started)	50	30	250	50	5	-	22.03.2025	-	7.72	8.11	444	15	225	14	-	-	30	8.0	3.4	1.3	0.88	Nil					under rehabilitation state and running with 50% capacity.	Pratibha SPS, Bakkarwala SPS, Sayyad nangloi SPS
16		Nilothi Ph-II	20	ASP	VEOLIA INDIA	Disc Filter	Chlorination	10	10	50	5	2	230	22.03.2025	-	7.59	8.02	482	11	240	18	-	-	25	8.0	3.3	2.1	1.04	Nil						DDA SPS,IST New SPS, Sayyad nangloi SPS
17	Okhla	Okhla Ph-V	16	ASP	DJB	-	not installed, but compliance<=230	50	30	250	50	5	230	23.03.2025	-	7.20	7.50	236	8	175	5	-	-	42	3.4	2.6	0.4			21X10^12	28X10^3	21X10^12	7.3X10^3	PAC Dosing	
18		Okhla Ph-VI	30	ASP	SUEZ India Pvt. Ltd.	-	Chlorination	10	10	50	5	2	230	23.03.2025	-	7.30	7.60	254	6	190	4	-	-	40	2.6	2.5	0.3			11X10^14	21	21X10^12	7.3		
19		Okhla New	124											-	-	-	-	-	-	-	-	-	-	-	-	-	-	-	-	-	-	-	-	Plant Under trial run	
20		Mehrauli	5	Extended Aeration	DJB	-	-	50	30	250	50	5	-	15.02.2025	-	7.00	7.60	252	34	195	20	435	79	41	30.0	2.2	1.1			24 x 10^15	46 x 10^4				
21		Molar band	0.66	Fluidized Aerobic Bed	DJB	-	-	50	30	250	50	5	-	06.02.2025	-	7.20	7.30	310	34	245	29	-	-	45	31.0	3.2	1.2			93 x 10^12	24 x 10^5				
22		Ghitorini	5	ASP	DJB	-	-	30	20	250	50	5	-	11.03.2025	-	7.00	7.40	568	28	360	17	-	-	64	60.0	0.5	2.8			15x10^14	24x10^5	23x10^13	11x10^5		
23		Vasant Kunj Ph-I	2.2	Extended Aeration	DJB	-	-	50	30	250	50	5	-	11.03.2025	-	7.10	7.50	592	42	260	22	-	-	46	24.0	2.4	2.0			24x10^15	24x10^5	24x10^15	93x10^3		
24		Vasant Kunj Ph-II	3	Extended Aeration	DJB	-	-	50	30	250	50	5	-	11.03.2025	-	7.20	7.50	354	25	220	14	-	-	40	21.0	0.4	1.8			24x10^15	11x10^5	46x10^14	93x10^3		
25		Delhi Gate Ph-I	2.2	Biofor and dansadeg	Degramoent	-	not installed, but compliance<=230	10	10	50	5	2	230	18.03.2025	-	7.20	7.4`	170	12	195	7.9	-	-	46	2.8	2.8	2.0			24 x 10^14	75 x 10^3	11 x 10^14	20 x 10^3		
26		Delhi Gate Ph-II	15	Biofor and dansadeg	Degramoent	-	Chlorination	10	10	50	5	2	230	18.03.2025	-	7.10	7.60	144	15	178	11.6	-	-	40	2.4	2.0	1.8			24 x 10^14	2400	46 x 10^13	93		
27		SNH drain	2.2	Biofor and dansadeg	Degramoent	-	not installed, but compliance<=230	10	10	50	5	2	230	18.03.2025	-	7.10	7.50	280	8	430	5	-	-	48	1.0	3.2	0.0			24 x 10^14	15 x 10^5	24 x 10^13	15 x 10^4		
28	Pappankalan	Phappankalan Ph-I	20	ASP	SUBHASH INFRA PVT. LTD	-	UV (Not Started)	50	30	250	50	5	-	22.03.2025	-	7.59	7.76	394	17	-	-	495	32	40	0.2	3.0	2.5	2.3	Nil					Plant is under Rehabilitation	Dwarka Sector-7, Dwarka Sector 11, Dwarka Sector 16, Dawrka Sector 24,
29		Phappankalan Ph-II	20	ASP	VA-TECH WABAG LTD.	Media Filtration	Chlorination	10	10	50	5	2	230	22.03.2025	-	7.59	8.17	394	4	-	-	495	8	40	0.1	3.0	1.8	2.3	Nil						
30		Najafgarh	5	ASP	Ayaappa Pvt.Ltd.	-	UV	10	10	50	5	2	230	21.03.2025	-	7.17	7.54	229	3	177	2	398	14	26	0.5	2.8	1.0	3.9	Nil			-	-	Plant Under Rehabilitation	29MGD Najafgarh SPS
31	Rithala	Rithala Ph-I	40	ASP	M/s WA TECH BABAG LTD.	Disc Filter	Chlorination	10	10	50	5	2	100	23.03.2025	43.83	7.38	7.49	316	9	175	8	441	39	25	3.0	3.2	1.0	3.2	1.2	-	-	-	-	Plant Under trial run	
32		Rithala Ph-II	40	ASP	SUEZ India Pvt. Ltd.	Disc Filter	UV	10	10	50	5	2	230	23.03.2025	36.09	7.39	7.56	364	8	192	7	478	38	30	7.0	3.5	0.6	3.6	0.4	-	-	-	-		
33	Rohini Sec-25	Rohini	15	ASP	M/s Dinesh Chandra Rohini project pvt. Ltd.	-	UV	10	10	50	5	2	230	23.03.2025	11.75	7.31	7.42	436	9	210	6	528	24	45	0.2	7.5	1.2	-	-	-	-	-	-		
34	Yamuna Vihar	Yamuna Vihar Ph-I	10	ASP	DJB	-	-	50	30	250	50	5	-	23.03.2025	10.9	7.20	7.40	420	28	284	18	702	52	32	21.0	3.8	1.4	5.2	2.2	24x10^13	21x10^7	12x10^12	20x10^6		Ghonda-I SPS, Ghonda – II SPS Zafrabad SPS, Brahmpuri Nala
35		Yamuna Vihar Ph-II	15	ASP(IFAS)	M/s SIPL-RKC JV	Disc Filter	UV	10	10	50	5	2	230	23.03.2025	15.05	7.30	7.50	376	15	250	12	672	28	30	16.0	3.6	1.0	4.8	1.8	11x10^13	12x10^7	21x10^12	27x10^6	Plant Under Rehabilitation	Yamuna Vihar SPS, Ghonda-I SPS
36		Yamuna Vihar Ph-III	25	ASP	M/s Joly & joly	-	-	30	20	-	-	-	-	23.03.2025	27.35	7.40	7.60	628	33	340	24	948	72	42	26.0	4.8	2.2	6.6	3.4	29x10^12	15x10^7	12x10^11	34x10^6		Ghonda – II SPS, Zafrabad SPS, Brahmpuri SPS, Yamuna Vihar SPS
37		Sonia Vihar	7											-	-	-	-	-	-	-	-	-	-	-	-	-	-	-	-	-	-	-	-	Under Construction	

Total Treatment	749.26

	Plant not meeting standard as per design parameter

BDL: Below detection limit
ND: Not Detectable

Total No of operational plant	37
Total No of Plant Under rehabilitation	1
Outlet Sample collected	35
Plant Under Unfit (As per design)	14
Plant Under fit	21
%Unfit	40
%fit	60

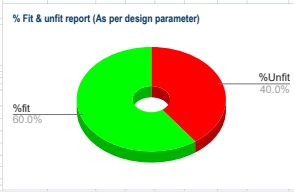

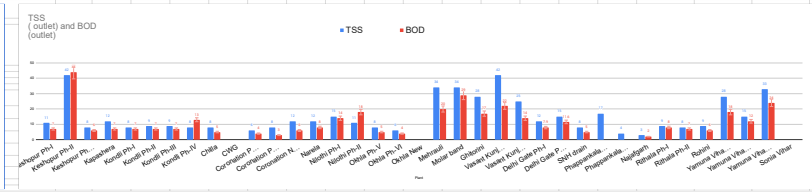

DELHI JAL BOARD

DAILY ANALYSIS REPORT OF ALL SEWAGE TREATMENT PLANT

DATE OF ANALYSIS : 24.03.2025

S.No.	Lab	Plant (STP)	Capacity (MGD)	Technology	Operator	Tertiary System	Disinfectent Type	Design Parameter(mg/l) TSS	BOD	COD	Ammonical N	Phosphate-P	Outlet MPN (F.Coli) 100ml	Date of Analysis	Average Daily Flow (MGD)	pH (inlet)	pH (oulet)	TSS (inlet)	TSS (outlet)	BOD (inlet)	BOD (outlet)	COD (inlet)	COD (outlet)	Ammonical nitrogen (Inlet)	Ammonical nitrogen (Outlet)	Ortho phosphate (inlet)	Ortho phosphate (outlet)	Sulphide (Inlet)	Sulphide (Outlet)	Inlet MPN (T.Coli) 100ml	Outlet MPN (T.Coli) 100ml	Inlet MPN (F.Coli) 100ml	Outlet MPN (F.Coli) 100ml	Remarks	Feed SPS
																-	-	mg/l	mg/l	mg/l	mg/l	mg/l	mg/l	mg/l	mg/l	mg/l	mg/l	mg/l	mg/l						
1	Keshopur	Keshopur Ph-I	12	ASP	VA-TECH WABAG LTD.	-	Chlorination	30	20	250	50	5	230	24.03.2025	-	7.12	7.66	122	7	149	6	322	24	31.5	11.4	5.4	2.1	13	Nil	24×10^8	24×10^4	24×10^7	11×10^4		Ullam Nagar SPS Pasangpur SPS Keshopur ISP
2		Keshopur Ph-II	20	ASP	Ayaappa Pvt.Ltd	-	UV (Not Started)	50	30	250	50	5	-	24.03.2025	-	7.27	7.47	498	37	380	50	739	106	27	21.0	4.5	3.3	2.8	Nil					Plant is under rehabilitation and running with 50% capacity.	
3		Keshopur Ph-III	40	ASP	Ayaappa Pvt.Ltd	-	UV (Not Started)	50	30	250	50	5	-	24.03.2025	-	7.18	7.52	360	7	260	5	602	21	27	0.1	4.2	0.6	4.8	Nil					under rehabilitation state and running with 50% capacity.	
4		Kapashera	5	SBR	TRIVENI	-	UV	10	10	50	5	2	230	15.03.2025	-	7.30	7.71	446	12	450	7	985	30	100	27.0	1.6	0.3	1.5	Nil	-	-	-	-		Rajokari SPS, Rankpuri SPS, Kapashera SPS, Dundahera SPS
5	Kondli	Kondli Ph-I	10	ASP	Triveni Pvt. Ltd	RGF	Chlorination	10	10	50	5	2	230	24.03.2025	10	7.10	7.40	248	7	150	6	456	18	28	1.8	4.0	1.8	5.6	Nil						Preet Vihar, Jagriti Enclave, Geeta Colony, Mandawali, Kalyanpuri, New Kalyanpuri, Dallupura , Gharoli
6		Kondli Ph-II	25	ASP	Triveni Pvt. Ltd	RGF	Chlorination	10	10	50	5	2	230	24.03.2025	25	7.10	7.60	248	10	150	8	456	25	28	6.0	4.0	2.0	5.6	1.6						
7		Kondli Ph-III	10	ASP	Triveni Pvt. Ltd	RGF	Chlorination	10	10	50	5	2	230	24.03.2025	10	7.10	7.60	248	10	150	8	456	25	28	6.0	4.0	2.0	5.6	1.6					-	
8		Kondli Ph-IV	45	ASP(IFAS)	Ayaappa Pvt.Ltd	Disc Filter	UV	10	10	50	5	2	230	24.03.2025	45	7.00	7.50	278	7	160	7	460	22	30	5.5	4.2	1.5	6	Nil						
9		Chilla	9	Combitreat-ISBR	HNB Engineers		not installed, but compliance<=230	10	10	50	5	2	230	03.03.2025	9	7.00	7.50	324	8	162	5	424	12	35	0.6	3.8	1.0	6.4	nil						Ghazipur drain
10		CWG	1	MBR	M/s Toshiba Water Soluti on Pvt. Ltd.	Membrane Filtration	Chlorination	10	10	50	5	2	230	03.03.2025	1	7.10	7.50	308	BDL	150	BDL	411	6	38	nil	4.0	nil	5.6	nil						
11	N.S.T.P.C.Pillar	Coronation Pillar Ph-II	20	ASP	DRA Infracom Pvt.Ltd.	-	UV (Not Started)	50	30	250	50	5	-	24.03.2025	10	7.20	7.50	136	06	72	04	286	16	15	0.5	2.5	2.0	3	0.6					Half stream of plant is Under Rehabilitation	
12		Coronation Pillar Ph-III	10	ASP	DRA Infracom Pvt.Ltd.	-	UV	10	10	50	5	2	230	24.03.2025	9.5	7.30	7.60	170	08	76	04	318	12	18	0.7	2.1	1.2	2.8	0.7						
13		Coronation New	70	ASP	L&T Construction and PASSAVANT (JV)	-	Chlorination	10	10	50	5	2	230	24.03.2025	47.167	7.20	7.70	206	08	106	04	386	19	37	0.5	3.8	1.5	2.7	0.5					Poly dosing	
14		Narela	10	ASP	DRA Infracom Pvt. Ltd.	-	UV	10	10	50	5	2	230	24.03.2025	9.55	7.20	7.50	194	06	95	03	311	18	34	0.8	3.9	1.5	3.6	0.4						
15	Nilothi	Nilothi Ph-I	40	ASP	SUBHASH INFRA PVT. LTD	-	UV (Not Started)	50	30	250	50	5	-	24.03.2025	-	7.54	8.01	492	16	240	12	-	-	28	5.0	3.2	3.7	0.96	Nil					under rehabilitation state and running with 50% capacity.	Peeribha SPS, Bakkarwala SPS, Sayyad nangloi SPS
16		Nilothi Ph-II	20	ASP	VEOLIA INDIA	Disc Filter	Chlorination	10	10	50	5	2	230	24.03.2025	-	7.47	7.74	362	10	190	16	-	-	25	6.0	2.0	1.8	0.88	Nil						DDA SPS,IST New SPS, Sayyad nangloi SPS
17	Okhla	Okhla Ph-V	16	ASP	DJB	-	not installed, but compliance<=230	50	30	250	50	5	230	24.03.2025	-	7.10	7.40	178	10	225	8	-	-	40	0.5	1.4	1.8			21X10^13	21X10^3	15X10^12	7.3X10^3	PAC Dosing	
18		Okhla Ph-VI	30	ASP	SUEZ India Pvt. Ltd.	-	Chlorination	10	10	50	5	2	230	24.03.2025	-	7.30	7.60	362	4	260	7.2	-	-	42	1.0	2.2	2.4			11X10^14	93	21X10^12	15		
19		Okhla New	124											-	-	-	-	-	-	-	-	-	-	-	-	-	-	-	-	-	-	-	-	Plant Under trial run	
20		Mehrauli	5	Extended Aeration	DJB	-	-	50	30	250	50	5	-	15.02.2025	-	7.00	7.60	252	34	195	20	435	79	41	30.0	2.2	1.1			24 x 10^15	46 x 10^4				
21		Molar band	0.66	Fluidized Aerobic Bed	DJB	-	-	50	30	250	50	5	-	06.02.2025	-	7.20	7.30	310	34	245	29	-	-	45	31.0	3.2	1.2			93 x 10^12	24 x 10^5				
22		Ghitorini	5	ASP	DJB	-	-	30	20	250	50	5	-	11.03.2025	-	7.00	7.40	568	28	360	17	-	-	64	60.0	0.5	2.8			15x10^14	24x10^5	23x10^13	11x10^5		
23		Vasant Kunj Ph-I	2.2	Extended Aeration	DJB	-	-	50	30	250	50	5	-	11.03.2025	-	7.10	7.50	592	42	260	22	-	-	46	24.0	2.4	2.0			24x10^15	24x10^5	24x10^15	93x10^3		
24		Vasant Kunj Ph-II	3	Extended Aeration	DJB	-	-	50	30	250	50	5	-	11.03.2025	-	7.20	7.50	354	25	220	14	-	-	40	21.0	0.4	1.8			24x10^15	11x10^5	46x10^14	93x10^3		
25		Delhi Gate Ph-I	2.2	Biofor and dansadeg	Degramoent	-	not installed, but compliance<=230	10	10	50	5	2	230	18.03.2025	-	7.20	7.4`	170	12	195	7.9	-	-	46	2.8	2.8	2.0			24 x 10^14	75 x 10^3	11 x 10^14	20 x 10^3		
26		Delhi Gate Ph-II	15	Biofor and dansadeg	Degramoent	-	Chlorination	10	10	50	5	2	230	18.03.2025	-	7.10	7.60	144	15	178	11.6	-	-	40	2.4	2.0	1.8			24 x 10^14	2400	46 x 10^13	93		
27		SNH drain	2.2	Biofor and dansadeg	Degramoent	-	not installed, but compliance<=230	10	10	50	5	2	230	18.03.2025	-	7.10	7.50	280	8	430	5	-	-	48	1.0	3.2	0.0			24 x 10^14	15 x 10^5	24 x 10^13	15 x 10^4		
28	Pappankalan	Phappankalan Ph-I	20	ASP	SUBHASH INFRA PVT. LTD	-	UV (Not Started)	50	30	250	50	5	-	24.03.2025	-	7.52	7.78	390	17	-	-	546	44	40	0.2	3.2	2.8	2.3	Nil					Plant is under Rehabilitation	Dwarka Sector-7, Dwarka Sector 11, Dwarka Sector 16, Dawrka Sector 24,
29		Phappankalan Ph-II	20	ASP	VA-TECH WABAG LTD.	Media Filtration	Chlorination	10	10	50	5	2	230	24.03.2025	-	7.52	8.20	390	10	-	-	546	28	40	0.1	3.2	3.5	2.3	Nil						
30		Najafgarh	5	ASP	Ayaappa Pvt.Ltd.	-	UV	10	10	50	5	2	230	21.03.2025	-	7.17	7.54	229	3	177	2	398	14	26	0.5	2.8	1.0	3.9	Nil			-	-	Plant Under Rehabilitation	29MGD Najafgarh SPS
31	Rithala	Rithala Ph-I	40	ASP	M/s WA TECH BABAG LTD.	Disc Filter	Chlorination	10	10	50	5	2	100	24.03.2025	41.74	7.32	7.56	336	10	170	8	434	38	28	3.0	3.9	0.8	2.8	0.4	-	-	-	-	Plant Under trial run	
32		Rithala Ph-II	40	ASP	SUEZ India Pvt. Ltd.	Disc Filter	UV	10	10	50	5	2	230	24.03.2025	34.51	7.36	7.58	364	9	182	8	462	36	28	7.0	3.6	0.7	3.2	0.8	-	-	-	-		
33	Rohini Sec-25	Rohini	15	ASP	M/s Dinesh Chandra Rohini project pvt. Ltd.	-	UV	10	10	50	5	2	230	24.03.2025	9.99	7.34	7.42	524	6	245	4	616	20	30	0.2	6.5	1.5	-	-	24x10^8+	2400+	24x10^8+	240		
34	Yamuna Vihar	Yamuna Vihar Ph-I	10	ASP	DJB	-	-	50	30	250	50	5	-	24.03.2025	10.76	7.30	7.50	412	23	214	15	618	48	34	23.0	4.0	1.4	5	2	24x10^13	15x10^7	28x10^12	11x10^6		Ghonda-I SPS, Ghonda – II SPS Zafrabad SPS, Brahampuri Nala
35		Yamuna Vihar Ph-II	15	ASP(IFAS)	M/s SIPL-RKC JV	Disc Filter	UV	10	10	50	5	2	230	24.03.2025	15.12	7.20	7.50	424	08	216	06	638	14	32	14.0	3.8	1.0	4.6	1.6	29x10^12	75x10^6	27x10^11	14x10^6	Plant Under Rehabilitation	Yamuna Vihar SPS, Ghonda-I SPS, Ghonda – II SPS, Zafrabad SPS
36		Yamuna Vihar Ph-III	25	ASP	M/s Joly & joly	-	-	30	20	-	-	-	-	24.03.2025	27.35	7.10	7.60	608	28	315	16	918	58	38	26.0	4.8	2.2	6.4	3.2	11x10^13	21x10^7	21x10^11	11x10^6		Brahampuri SPS, Yamuna Vihar SPS
37		Sonia Vihar	7											-	-	-	-	-	-	-	-	-	-	-	-	-	-	-	-	-	-	-	-	Under Construction	

Total Treatment	749.26

	Plant not meeting standard as per design parameter

BDL: Below detection limit
ND: Not Detectable

Total No of operational plant	37
Total No of Plant Under rehabilitation	1
Outlet Sample collected	35
Plant Under Unfit (As per design)	13
Plant Under fit	22
%Unfit	37
%fit	63

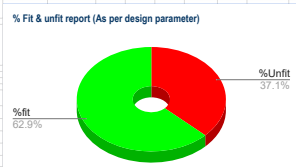

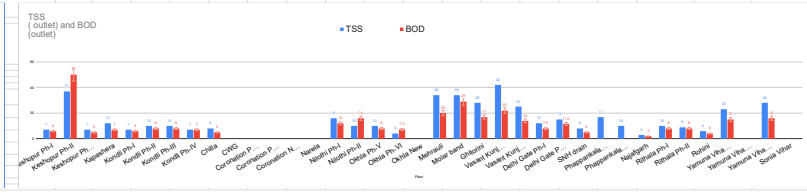

DELHI JAL BOARD

DAILY ANALYSIS REPORT OF ALL SEWAGE TREATMENT PLANT

DATE OF ANALYSIS : 25.03.2025

S.No.	Lab	Plant (STP)	Capacity (MGD)	Technology	Operator	Tertiary System	Disinfectent Type	Design Parameter(mg/l) TSS	BOD	COD	Ammonical N	Phosphate-P	Outlet MPN (F.Coli) 100ml	Date of Analysis	Average Daily Flow (MGD)	pH (inlet)	pH (oulet)	TSS (inlet) mg/l	TSS (outlet) mg/l	BOD (inlet) mg/l	BOD (outlet) mg/l	COD (inlet) mg/l	COD (outlet) mg/l	Ammonical nitrogen (Inlet) mg/l	Ammonical nitrogen (Outlet) mg/l	Ortho phosphate (inlet) mg/l	Ortho phosphate (outlet) mg/l	Sulphide (Inlet) mg/l	Sulphide (Outlet) mg/l	Inlet MPN (T.Coli) 100ml	Outlet MPN (T.Coli) 100ml	Inlet MPN (F.Coli) 100ml	Outlet MPN (F.Coli) 100ml	Remarks	Feed SPS
1	Keshopur	Keshopur Ph-I	12	ASP	VA-TECH WABAG LTD.	-	Chlorination	30	20	250	50	5	230	25.03.2025	-	7.10	8.49	112	13	148	8	319	31	34	10.4	3.8	1.2	9.4	Nil						Ullam Nagar SPS Pawangpur SPS Keshopur ISP
2		Keshopur Ph-II	20	ASP	Ayaappa Pvt.Ltd	-	UV (Not Started)	50	30	250	50	5	-	25.03.2025	-	7.26	7.23	435	8	320	10	809	29	25.33	6.2	3.9	0.6	2.1	Nil	24×10^9	24×10^3	24×10^8	46000	Plant is under rehabilitation and running with 50% capacity.	
3		Keshopur Ph-III	40	ASP	Ayaappa Pvt.Ltd	-	UV (Not Started)	50	30	250	50	5	-	25.03.2025	-	7.20	7.41	396	10	257	5	619	32	28	0.2	3.8	2.9	6.5	Nil					under rehabilitation state and running with 50% capacity.	
4		Kapashera	5	SBR	TRIVENI	-	UV	10	10	50	5	2	230	15.03.2025	-	7.30	7.71	446	12	450	7	985	30	100	27.0	1.6	0.3	1.5	Nil	-	-	-	-		Rajokari SPS, Rankpuri SPS, Kapashera SPS, Dundahera SPS
5	Kondli	Kondli Ph-I	10	ASP	Triveni Pvt. Ltd	RGF	Chlorination	10	10	50	5	2	230	25.03.2025	10	6.90	7.30	310	9	157	7	390	25	30	2.0	3.0	1.2	6	Nil						Preet Vihar, Jagriti Enclave, Geeta Colony, Mandawali, Kalyanpuri, New Kalyanpuri, Dallupura , Gharoli
6		Kondli Ph-II	25	ASP	Triveni Pvt. Ltd	RGF	Chlorination	10	10	50	5	2	230	25.03.2025	25	6.90	7.40	310	8	157	7	390	22	30	5.0	3.0	1.5	6	Nil						
7		Kondli Ph-III	10	ASP	Triveni Pvt. Ltd	RGF	Chlorination	10	10	50	5	2	230	25.03.2025	10	6.90	7.40	310	8	157	7	390	22	30	5.0	3.0	1.5	6	Nil					-	
8		Kondli Ph-IV	45	ASP(IFAS)	Ayaappa Pvt.Ltd	Disc Filter	UV	10	10	50	5	2	230	25.03.2025	45	6.90	7.40	334	9	162	6	440	30	32	6.0	3.0	1.2	6.4	Nil						
9		Chilla	9	Combitreat-ISBR	HNB Engineers		not installed, but compliance<=230	10	10	50	5	2	230	03.03.2025	9	7.00	7.50	324	8	162	5	424	12	35	0.6	3.8	1.0	6.4	nil						Ghazipur drain
10		CWG	1	MBR	M/s Toshiba Water Soluti on Pvt. Ltd.	Membrane Filtration	Chlorination	10	10	50	5	2	230	03.03.2025	1	7.10	7.50	308	BDL	150	BDL	411	6	38	nil	4.0	nil	5.6	nil						
11	N.S.T.P.C.Pillar	Coronation Pillar Ph-II	20	ASP	DRA Infracom Pvt.Ltd.	-	UV (Not Started)	50	30	250	50	5	-	25.03.2025	-	7.10	7.50	198	8	119	4	324	13	18	0.7	2.0	0.8	3.7	0.7					Half stream of plant is Under Rehabilitation	
12		Coronation Pillar Ph-III	10	ASP	DRA Infracom Pvt.Ltd.	-	UV	10	10	50	5	2	230	25.03.2025	-	7.20	7.60	158	7	75	4	256	15	20	0.8	3.2	0.7	3.3	1.2						
13		Coronation New	70	ASP	L&T Construction and PASSAVANT (JV)	-	Chlorination	10	10	50	5	2	230	25.03.2025	-	7.00	7.60	216	6	144	4	408	12	33	0.8	2.8	0.7	8.2	0.5					Poly dosing	
14		Narela	10	ASP	DRA Infracom Pvt. Ltd.	-	UV	10	10	50	5	2	230	24.03.2025	9.55	7.20	7.50	194	06	95	03	311	18	34	0.8	3.9	1.5	3.6	0.4						
15	Nilothi	Nilothi Ph-I	40	ASP	SUBHASH INFRA PVT. LTD	-	UV (Not Started)	50	30	250	50	5	-	25.03.2025	-	7.61	8.03	306	13	160	12	-	-	30	6.0	3.1	1.3	1	Nil					under rehabilitation state and running with 50% capacity.	Pratibha SPS, Bakkarwala SPS, Sayyad nangloi SPS
16		Nilothi Ph-II	20	ASP	VEOLIA INDIA	Disc Filter	Chlorination	10	10	50	5	2	230	25.03.2025	-	7.40	7.92	390	7	200	16	-	-	25	8.0	3.0	1.8	1.2	Nil						DDA SPS,IST New SPS, Sayyad nangloi SPS
17	Okhla	Okhla Ph-V	16	ASP	DJB	-	not installed, but compliance<=230	50	30	250	50	5	230	25.03.2025	-	7.10	7.50	204	11	188	7	-	-	48	0.6	1.4	0.5			43X10^10	23X10^3	9.1X10^10	3.6X10^3	PAC Dosing	
18		Okhla Ph-VI	30	ASP	SUEZ India Pvt. Ltd.	-	Chlorination	10	10	50	5	2	230	25.03.2025	-	7.00	7.60	384	5	250	6	-	-	44	0.0	1.0	1.2			43X10^11	2400	9.1X10^11	9.1		
19		Okhla New	124											-	-	-	-	-	-	-	-	-	-	-	-	-	-	-	-	-	-	-	-	Plant Under trial run	
20		Mehrauli	5	Extended Aeration	DJB	-	-	50	30	250	50	5	-	15.02.2025	-	7.00	7.60	252	34	195	20	435	79	41	30.0	2.2	1.1			24 x 10^15	46 x 10^4				
21		Molar band	0.66	Fluidized Aerobic Bed	DJB	-	-	50	30	250	50	5	-	06.02.2025	-	7.20	7.30	310	34	245	29	-	-	45	31.0	3.2	1.2			93 x 10^12	24 x 10^5				
22		Ghitorini	5	ASP	DJB	-	-	30	20	250	50	5	-	11.03.2025	-	7.00	7.40	568	28	360	17	-	-	64	60.0	0.5	2.8			15x10^14	24x10^5	23x10^13	11x10^5		
23		Vasant Kunj Ph-I	2.2	Extended Aeration	DJB	-	-	50	30	250	50	5	-	11.03.2025	-	7.10	7.50	592	42	260	22	-	-	46	24.0	2.4	2.0			24x10^15	24x10^5	24x10^15	93x10^3		
24		Vasant Kunj Ph-II	3	Extended Aeration	DJB	-	-	50	30	250	50	5	-	11.03.2025	-	7.20	7.50	354	25	220	14	-	-	40	21.0	0.4	1.8			24x10^15	11x10^5	46x10^14	93x10^3		
25		Delhi Gate Ph-I	2.2	Biofor and dansadeg	Degramoent	-	not installed, but compliance<=230	10	10	50	5	2	230	18.03.2025	-	7.20	7.4`	170	12	195	7.9	-	-	46	2.8	2.8	2.0			24 x 10^14	75 x 10^3	11 x 10^14	20 x 10^3		
26		Delhi Gate Ph-II	15	Biofor and dansadeg	Degramoent	-	Chlorination	10	10	50	5	2	230	18.03.2025	-	7.10	7.60	144	15	178	11.6	-	-	40	2.4	2.0	1.8			24 x 10^14	2400	46 x 10^13	93		
27		SNH drain	2.2	Biofor and dansadeg	Degramoent	-	not installed, but compliance<=230	10	10	50	5	2	230	18.03.2025	-	7.10	7.50	280	8	430	5	-	-	48	1.0	3.2	0.0			24 x 10^14	15 x 10^5	24 x 10^13	15 x 10^4		
28	Pappankalan	Phappankalan Ph-I	20	ASP	SUBHASH INFRA PVT. LTD	-	UV (Not Started)	50	30	250	50	5	-	25.03.2025	-	7.63	7.70	400	14	-	-	652	36	42	0.2	3.5	3.0	3.1	Nil	-	-	16*10^10	2400+	Plant is under Rehabilitation	Dwarka Sector-7, Dwarka Sector 11, Dwarka Sector 16, Dawrka Sector 24,
29		Phappankalan Ph-II	20	ASP	VA-TECH WABAG LTD.	Media Filtration	Chlorination	10	10	50	5	2	230	25.03.2025	-	7.63	8.03	400	10	-	-	652	20	42	0.1	3.5	3.8	3.1	Nil	-	-	16*10^10	640		
30		Najafgarh	5	ASP	Ayaappa Pvt.Ltd.	-	UV	10	10	50	5	2	230	25.03.2025		7.28	7.32	340	3	210	2	524	17	21	0.4	2.2	0.6	1.3	Nil			-	-	Plant Under Rehabilitation	25MGD Najafgarh SPS
31	Rithala	Rithala Ph-I	40	ASP	M/s WA TECH BABAG LTD.	Disc Filter	Chlorination	10	10	50	5	2	100	25.03.2025	42.86	7.35	7.61	392	8	193	7	481	35	27	2.0	3.9	0.9	2.4	0.8	-	-	24 x 10^6+	93	Plant Under trial run	
32		Rithala Ph-II	40	ASP	SUEZ India Pvt. Ltd.	Disc Filter	UV	10	10	50	5	2	230	25.03.2025	35.65	7.39	7.60	420	10	198	9	509	39	27	7.0	4.0	0.6	2.8	0.4	-	-	24 x 10^7+	43		
33	Rohini Sec-25	Rohini	15	ASP	M/s Dinesh Chandra Rohini project pvt. Ltd.	-	UV	10	10	50	5	2	230	25.03.2025	10.97	7.36	7.42	528	9	251	6	624	28	42	0.1	5.5	1.8	-	-	-	-	-	-		
34	Yamuna Vihar	Yamuna Vihar Ph-I	10	ASP	DJB	-	-	50	30	250	50	5	-	25.03.2025	10.8	7.30	7.50	412	26	260	18	684	58	28	20.0	3.5	1.2	5.4	2.2	24x10^13	21x10^7	53x10^11	27x10^6		Ghonda-I SPS, Ghonda – II SPS, Zafrabad SPS, Brahmpuri Sps
35		Yamuna Vihar Ph-II	15	ASP(IFAS)	M/s SIPL-RKC JV	Disc Filter	UV	10	10	50	5	2	230	25.03.2025	15.04	7.20	7.40	336	16	210	12	632	38	29	16.0	3.3	0.8	4.8	1.8	29x10^15	28x10^7	42x10^11	15x10^6	Plant Under Rehabilitation	Yamuna Vihar SPS, Ghonda-I SPS, Ghonda – II SPS, Zafrabad SPS, Brahmpuri SPS, Yamuna Vihar SPS
36		Yamuna Vihar Ph-III	25	ASP	M/s Joly & joly	-	-	30	20	-	-	-	-	25.03.2025	26.7	7.20	7.60	472	35	290	22	780	82	42	30.0	4.9	2.0	7	3.5	46x10^12	21x10^7	24x10^11	15x10^6		
37		Sonia Vihar	7											-	-	-	-	-	-	-	-	-	-	-	-	-	-	-	-	-	-	-	-	Under Construction	

Total Treatment	749.26

Plant not meeting standard as per design parameter

BDL: Below detection limit
ND: Not Detectable
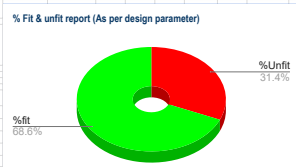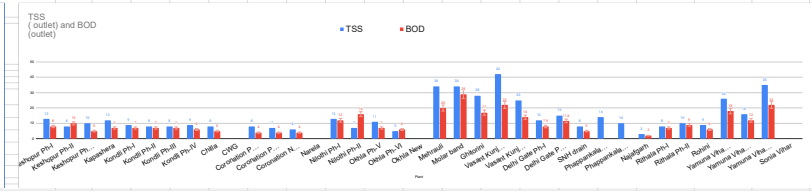
Total No of operational plant	37
Total No of Plant Under rehabilitation	1
Outlet Sample collected	35
Plant Under Unfit (As per design)	11
Plant Under fit	24
%Unfit	31
%fit	69